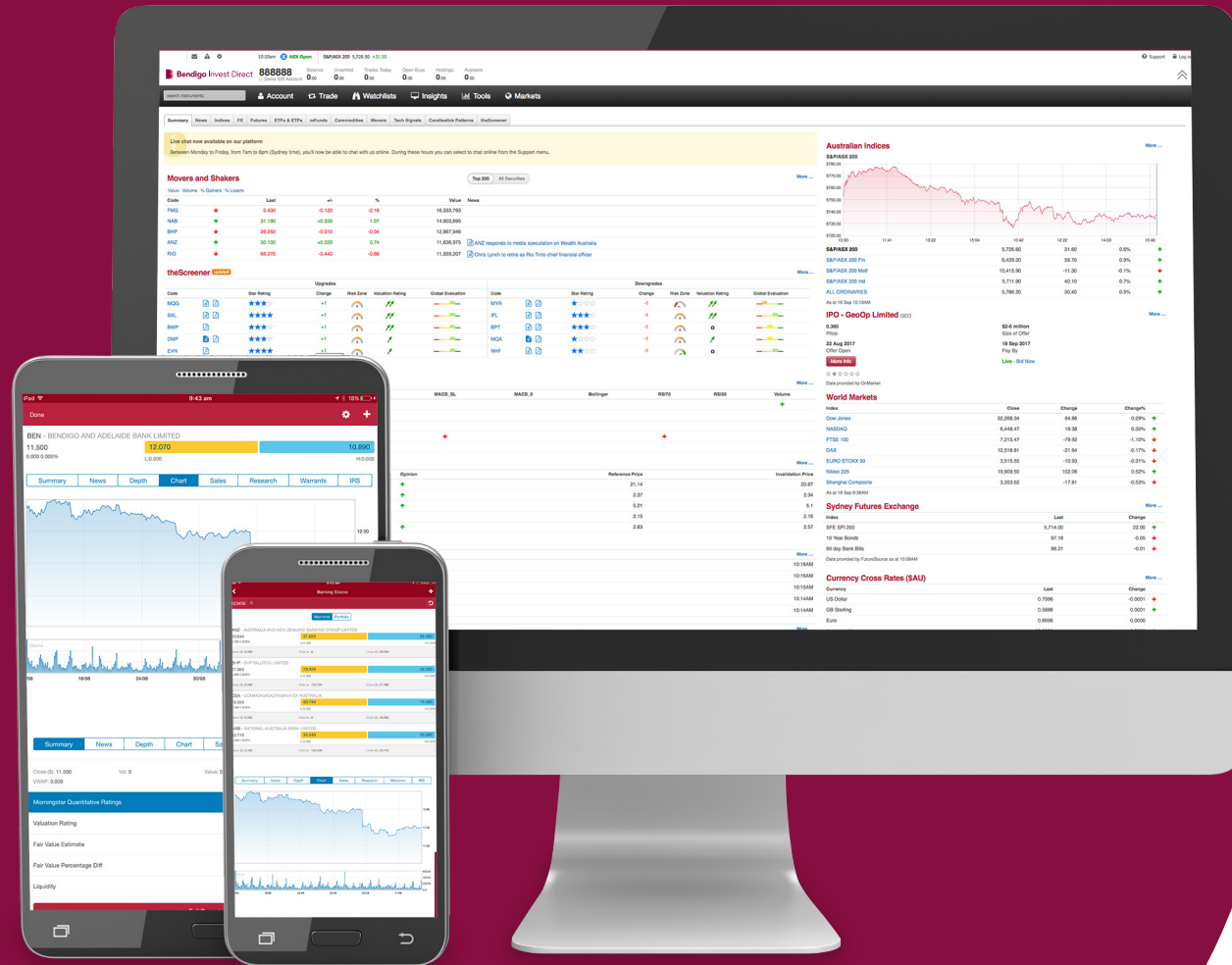


Platform quick guide

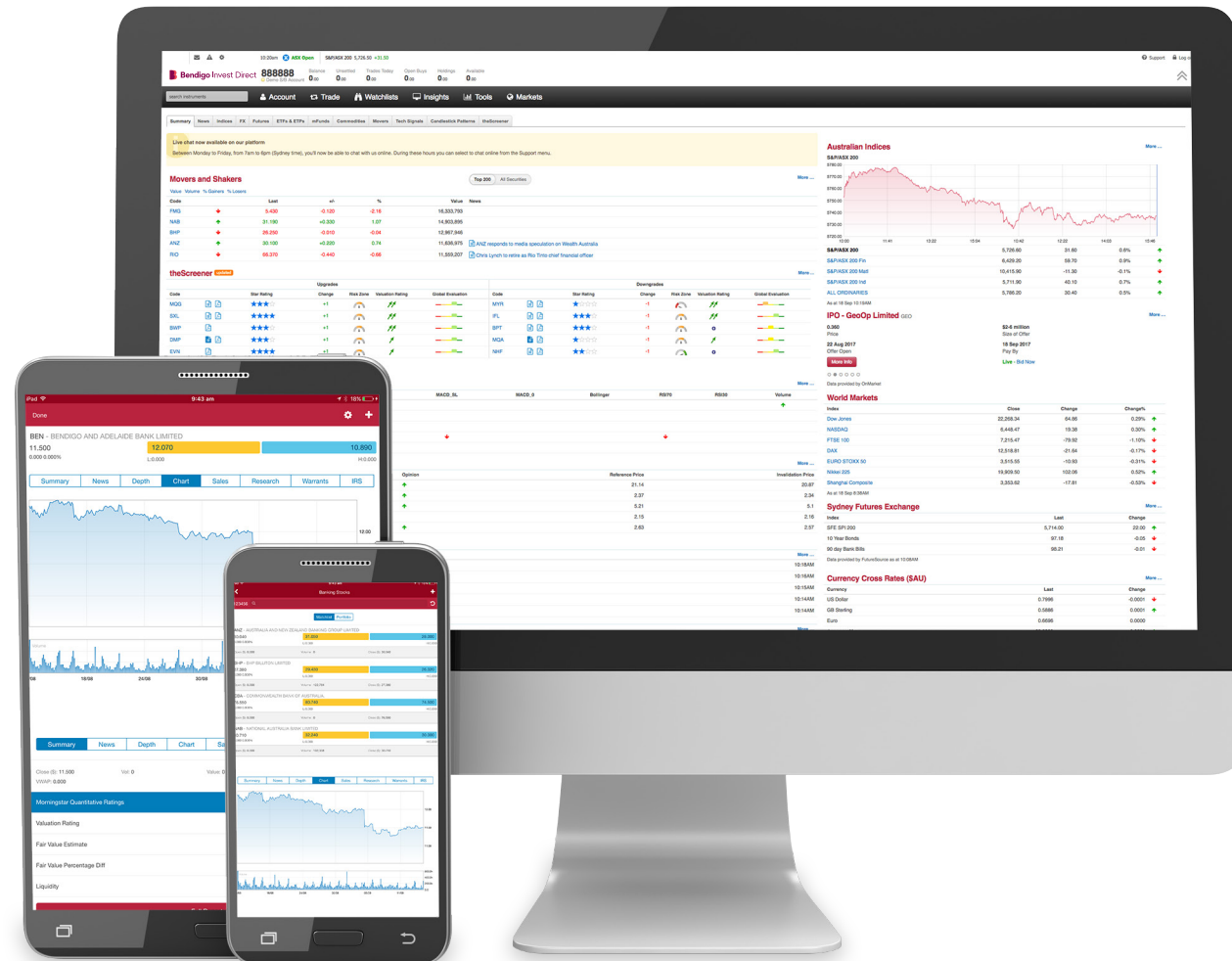
This handy guide provides an overview of the many tools and features available on the platform.

Learn how to set watchlists and alerts, place and manage orders, monitor positions, access market news, charts, statements and much much more.



Contents

1. Navigation overview
2. Finding a stock
3. Products
4. Placing a domestic trade
5. Placing an international trade
6. Your account
7. Your Options account
8. Options tab
9. Options order ticket
10. Stock specific market information
11. Watchlists
12. News and research
13. Trading tools
14. Advanced charting
15. Alerts
16. IPO centre
17. Settings
18. Education
19. Live chat support



1. Navigation Overview

The screenshot shows the Bendigo Invest Direct user interface. At the top, the user's name 'Jane Citizen' is displayed along with notification icons (b, c, d) and account details (e). The main navigation bar includes 'Products' (f), 'Account' (g), 'Trade' (h), 'Watchlists' (i), 'Insights' (j), and 'Tools' (k). A search bar (a) is on the left, and a dropdown menu (n) is on the right. The main content area displays a table of Australian indices and a sidebar for 'Australian Indices'.

	Last	+/-	%	Value	News
BHP	32.100	+0.380	1.20	386,443,282	
CBA	69.780	+1.350	1.97	127,616,885	Becoming a substantial holder for NHF
RIO	74.050	+1.170	1.61	99,479,621	
ANZ	25.240	+0.470	1.90	98,329,919	
ALL	22.350	+0.430	1.96	85,629,595	

- a. Enter a stock code or name in the 'search instruments' field.
- b. View messages on trade events, stock alerts and invoices.
- c. Create and manage alerts.
- d. Manage personal details, market data and trading preferences.
- e. View your account number, holdings and available balance.
- f. Select, search or filter for available products.
- g. Manage your existing positions and orders, view your order history, confirmations, statements and run tax and portfolio reports.
- h. Place a trade.
- i. Open an existing watchlist or create a new one.
- j. Access the latest market news and analysis, economic calendar and dividends calendar.
- k. Access our sector analysis, technical and fundamental market analysis, research, alerts and IPO centre.
- l. Access education materials, additional account forms and client support information including live chat.
- m. Securely log out of the platform.
- n. Hide the account details bar.

2. Finding a stock

Access market information and place a trade quickly by hovering over the stock from the summary page.

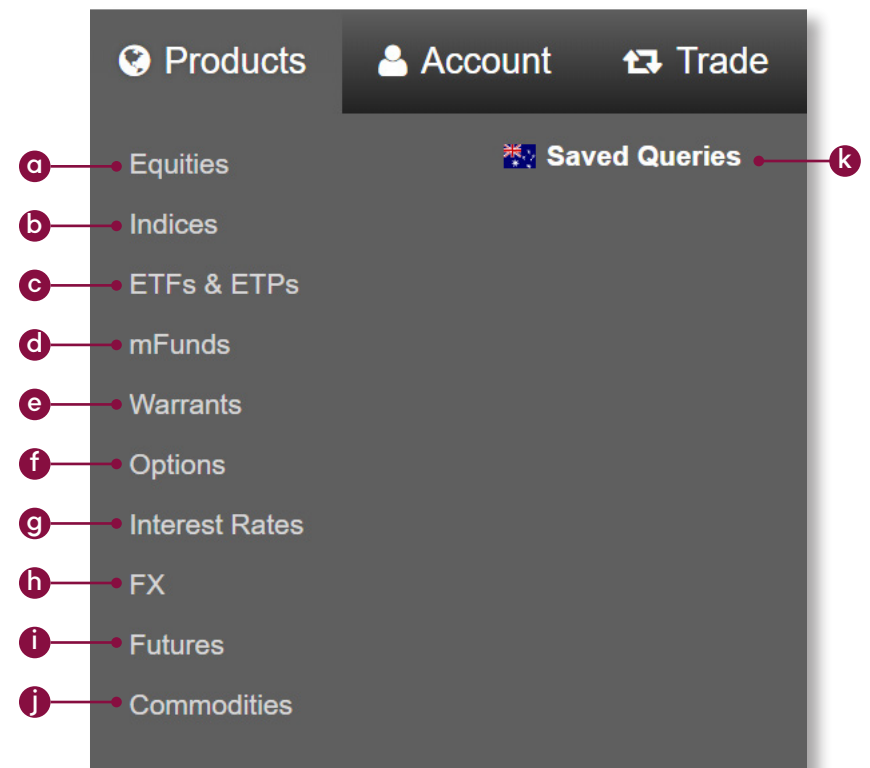
- Hover over any stock to bring up the stock menu to access course of sales, research, charts and more.
- Enter the company name or stock code.
- Select from either live quote, analysis or trade options.
- Quickly access up to five recently viewed stocks.

The screenshot displays the 'Movers and Shakers' section of the platform. A stock menu is open for S32 (SOUTH32 LIMITED), showing options like 'Buy', 'Sell', 'Add to Watchlist', and 'Add Alert'. The menu also includes links for 'Summary', 'Depth', 'Course of Sales', 'News', 'Research', 'Charts', 'Price History', 'Options', 'Warrants', and 'Int. Rate Sec.'. The background shows a table of 'Movers and Shakers' with columns for Code, Value, Volume, % Gainers, % Losers, Last, +/-, %, and News. A 'Morningstar Quantitative Ratings' table is also visible, showing '1870 undervalued' and '142 fair' stocks.

This screenshot focuses on the 'Morningstar Quantitative Ratings' table. A context menu is open over the 'EGO' stock, showing options like 'Live Quote', 'Analyse', 'Summary', 'Depth', 'Course of Sales', 'News', 'Research', 'Charts', 'Price History', 'Options', 'Warrants', and 'Int. Rate Sec.'. The table lists various stocks with their Fair Value, FV Diff %, and Liquidity. The 'EGO' stock has a Fair Value of 84 and an FV Diff % of 57.77. The 'WTC' stock has a Fair Value of 12.108 and an FV Diff % of -48.41. The 'XRO' stock has a Fair Value of 34.549 and an FV Diff % of -25.97. The 'SOL' stock has a Fair Value of 21.471 and an FV Diff % of -21.32. The 'ALQ' stock has a Fair Value of 5.749 and an FV Diff % of -19.32. The 'CIM' stock has a Fair Value of 37.347 and an FV Diff % of -18.00.

3. Products

- a. Search and filter for all equities available to trade in your selection.
- b. View the current prices and constituents of Indices.
- c. Search and filter for ETFs & ETPs available to trade. ETFs & ETPs are a range of investment funds that hold a collection of assets like shares, commodities and bonds.
- d. Search and filter for unlisted managed funds that can be bought and sold through the mFund Settlement Service.
- e. Filter to see all available Warrants to trade*.
- f. Search and filter for available Exchange Traded Options*.
- g. Search and filter for available Interest Rates Securities to trade*.
- h. Find the latest spot rates and cross rates.
- i. View the prices of Futures.
- j. See the latest price movements for popular commodities.
- k. View saved queries for the selected region.



*Only available when Australia is selected as the region.

4. Placing a domestic trade

Hover over any stock code on the platform to launch the order ticket or select your order ticket from 'Trade' drop down menu.

The screenshot shows the 'Place Order' interface. At the top, it displays the user's name 'Mrs Jane Citizen', account status 'Available', account number '654321', and available balance '\$20,000.00'. There is a 'Click To Refresh' button with a refresh icon. The form is divided into several sections:

- Stock:** A text input field for 'Enter stock' and a 'Find Codes' link.
- Order type:** Radio buttons for 'Buy' (selected) and 'Sell'. Below 'Buy' is a sub-total of '20,000.00 AUD'.
- Quantity:** A dropdown menu and a text input field.
- Instructions:** A dropdown menu currently set to 'Limit price'. Below it is a 'Limit price' section with a 'Price' input field.
- Expiry:** A dropdown menu set to 'Good till cancelled' and a date input field with a calendar icon and 'dd/mm/yyyy' placeholder.
- Stop Loss:** A section with a '+ Add' button.
- Take Profit:** A section with a '+ Add' button.
- Trading PIN:** A text input field for 'Enter PIN' and a 'Forgotten PIN?' link.

 At the bottom left, there is a red minus sign icon and a red 'Place Order' button.

- Enter the stock you want to trade.
- Click the buy or sell button to change the order type.
- Enter the quantity you wish to buy or sell.
- Select the order instructions – choose between 'Limit', 'At Market', or 'Conditional Order'.
- Select an expiry for your order – 'Good Till Cancelled', 'Day Only', or a specific date.
- Add an optional stop loss order to this position to protect against adverse price movements.
- Add an optional take profit order to this position so that you can exit your trade when an advantageous price is reached.
- Enter trading PIN to place your order.

Order instructions:

Limit price – A maximum price on a buy order or a minimum price on a sell order. If the market doesn't reach the set price, the order won't be executed.

At market – An order that you use to specify the direction and size of a trade, but not the price, which will generally be placed 3 price steps above or below the last sale.

Conditional order – An order that sets a 'trigger' to execute based on a set of criteria or market conditions.

Stop loss – An option to submit an order to the market to close your position when the price reaches your specified stop-loss price.

Take profit – An option to submit an order to the market to close an open position at a more profitable price compared to the price when placing the order.

Expiry definitions:

Good till cancelled – The order will not expire until it is filled or the stock is purged by the ASX.

Day Only – This type of order will expire at the end of the day if it has not filled.

5. Placing an international trade

Hover over any stock code on the platform to launch the order ticket or select your order ticket from 'Trade' drop down menu.

- a. Enter the international stock you want to trade – check you have selected the correct market. You can see this next to the stock code.
- b. Click the buy or sell button to change the order type.
- c. Enter the quantity you wish to buy or sell.
- d. Select the order instructions – 'Limit price'.
- e. Select an expiry for your order – 'Day Only'.
- f. Estimated Brokerage and fees.
- g. FX buffer rate – this is applied to buy orders only at the time of placement to protect against currency movements. Any excess buffer will be unlocked on order execution.
- h. Enter trading PIN to place your order.

Order instructions:

Limit price – A maximum price on a buy order or a minimum price on a sell order. If the market doesn't reach the set price, the order won't be executed.

At market – An order that you use to specify the direction and size of a trade, but not the price which could be placed 3 price steps above or below the last sale.

Expiry definitions:

Day Only – This type of order will expire at the end of the day if it has not filled.

Place Order Click To Refresh
 Mrs Jane Citizen Available
654321 \$20,000.00

a Stock: [Find Codes](#)

b Order type: Buy Sell
 20,000.00 AUD

c Quantity

d Instructions: Last: 265.320 USD

e Expiry:


f Est. Cost: 2,653.30 USD @ 1.397 AUD 3,706.30 AUD
 Est. Brokerage: 19.95 AUD

Fees

g Est. Sub total: 3,726.25 AUD
 FX Buffer: 2% 74.53 AUD
 Est. Total: 3,800.78 AUD



h Trading PIN: [Forgotten PIN?](#)

6. Your account

 **Account**

- Account Information a
- Stock Holdings b
- Open Orders c
- Order History d
- Confirmations e
- Profit & Loss f
- Statements g
- Tax & Portfolio Reporting h
- Transfer Funds i
- Transfer Securities j

- a. Check your account information.
- b. View your current holdings.
- c. View all open orders and download a summary of these trades.
- d. View and download past orders.
- e. View and download all your order confirmations.
- f. Check the performance of your holdings.
- g. View and download all account and cash statements within a specified time period.
- h. Access free tax & portfolio reporting from Sharesight.
- i. Withdraw funds to a linked bank account.
- j. Request a transfer of issue sponsored securities to a nominated account.

Accounts  

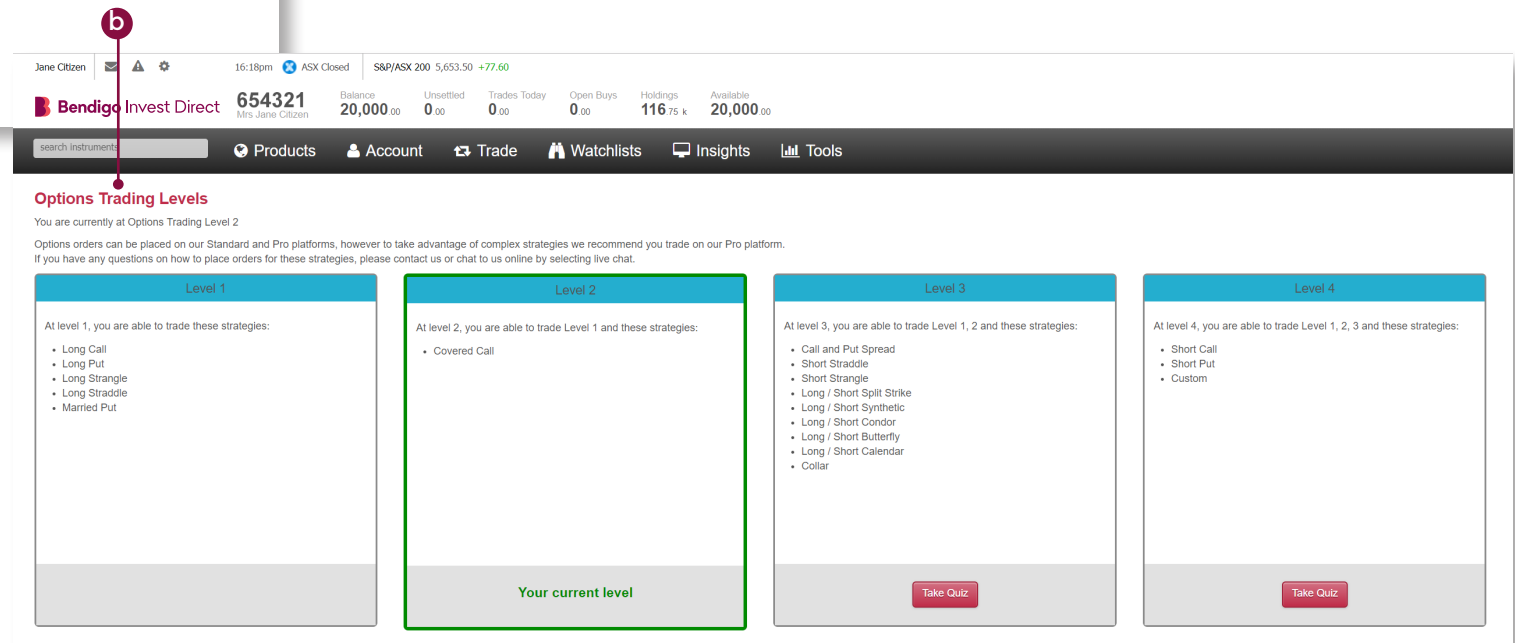
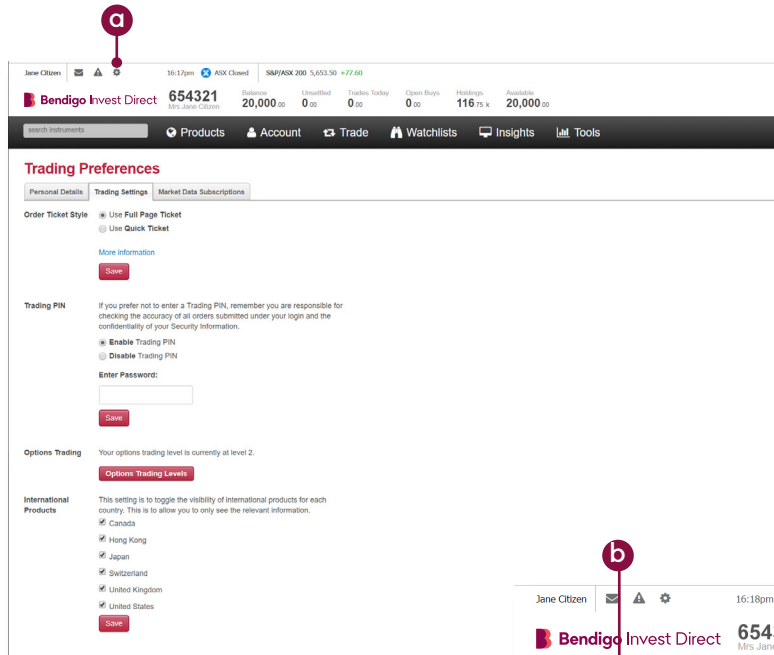
Accounts | Stock Holdings | Open Orders | Order History | Profit & Loss | Confirmations | Statements | Tax & Portfolio Reporting

Find by account number or name **Search** **Transfer Funds** [How to deposit or withdraw funds](#) CSV

Account	Name	Bank Balance	Unsettled	Trades today	Open buys	Holdings	Available
348428	Mrs Jane Citizen Cash Account: 0371212 HIN: 0	\$20,000.00	\$0.00	\$0.00	\$0.00	\$116,745.00	\$20,000.00
TOTALS		\$20,000.00	\$0.00	\$0.00 0 trades	\$0.00 0 open buys	\$116,745.00	\$20,000.00

7. Your Options account

- a. View your current Options level, or click through to increase your Options trading level by selecting cogwheel > 'Trading Settings'.
- b. View the strategies available to each Options trading level, and select the Options quiz level you wish to complete.
 - i. Each Options trading quiz is made up of ten questions and requires 80% to pass. You have a total of four attempts at each Options quiz level.
 - ii. You do not have to take these quizzes consecutively, you can pick the level you want to progress to.



Options trading levels

You will need to activate your Options access, it will not be switched on by default.

8. Options tab

Hover over any stock code and click on the Options tab in the order ticket, or select Options from 'Products' drop down menu.

BHP BILLITON LIMITED
 Share code: BHP Type: ORDINARY FULLY PAID Currency: AUD Buy Sell
 32.150 +0.430 +1.36% 32.140 32.150 32.000 32.490 31.860 1.720 12.900 120 413,499,100 62,228 32.032
 Last Change % Change Bid Offer Open High Low Close Volume Value Trades VWAP
 Prices in this table are delayed by at least 20 minutes

Summary Depth Course of Sales News Research Charts Price History Options Warrants Int. Rate Sec.

Strategy Expiry Type Strikes Val. Volatility Hist. Volatility Incl. Underlying

Calls											Puts										
Code	Last	Theo	Bid Vol	Sell	Bid	Offer	Buy	Offer Vol	Opn Int	Strike Price \$	Code	Last	Theo	Bid Vol	Sell	Bid	Offer	Buy	Offer Vol	Opn Int	
December 13 2018 1 day																					
BHP6K9	0.530	-	-	-	-	-	-	-	0	31.500	BHP6M9	0.060	-	-	-	-	-	-	0.060	0	
BHP3X9	0.280	-	-	-	-	-	-	-	0	32.000	BHP3Z9	0.600	-	-	-	-	-	-	-	0	
BHP5N9	0.075	-	-	-	-	-	-	-	0	32.500	BHP5Q9	1.680	-	-	-	-	-	-	-	0	
BHP5H9	0.045	-	-	-	-	0.030	-	-	0	33.000	BHP5J9	1.470	-	-	-	-	-	-	-	0	
BHP5K9	0.085	-	-	-	-	-	-	-	0	33.500	BHP5M9	-	-	-	-	-	-	-	-	0	

- a. Enter the stock code of the underlying Options security.
- b. Select from the list of available strategies.
- c. Select the expiry date depending on your Options.
- d. Filter by American or European Options.
- e. Select the number of strikes to display.
- f. Valuation Volatility – Set the volatility used for theoretical Options price valuation.
- g. Strike price is displayed.

- h. If trading a Buy Write, Collar or Married Put, the underlying stock will be included in the order.
- i. Historical Volatility.
- j. View 'Calls'.
- k. View 'Puts'.
- l. Select the relevant strategy by choosing 'Calls' or 'Puts' and click order ticket to confirm your order. Your strategy will display on the order ticket.

9. Options order ticket

- a. Legs of strategy.
- b. Click to adjust order quantity.
- c. View the estimated brokerage, fees and total cost of the order.
- d. Select between 'Payoff' or 'Value' when viewing the payoff chart.
- e. View Theoretical price estimate.
- f. You can view Option Greeks and adjust the volatility values to see their impact in the Greeks.
- g. Enter trading PIN to place your order.

Place Order

Account
MRS JANE CITIZEN
348428 ^ Available \$20,000.00

Legs

B/S	Qty	Product	Bid	Off.	Order Price	Theo
B	1	BHP5J9 13/12/18 33.000 P	0.000	0.000	0.000	0.875
B	1	BHP5H9 13/12/18 33.000 C	0.000	0.030	0.000	0.002

Fees & Margin

Cost	Amount
Total Premium (\$)	-
Estimated Fees (\$)	-0.00
Est. Total Margin (\$)	0.00
Est. Total (\$)	0.00

Greeks

Delta	Gamma	Theta	Vega	Rho	Included
-0.988	0.085	-0.010	0.001	-0.001	<input checked="" type="checkbox"/>
0.013	0.085	-0.006	0.001	0.000	<input checked="" type="checkbox"/>

Payoff Chart

Valuation Volatility: 22.89 | Historical Volatility: 22.89

Depth

Buyers	Volume	Bid	Offer	Volume	Sellers
2	5,164	32.160	32.190	146,979	3
1	4,000	32.150	32.200	121,594	21
1	21,563	32.140	32.210	51,760	2
2	43,153	32.120	32.220	173,576	4
1	3,175	32.110	32.230	75,517	6

10. Stock specific market information

Review a stock's performance with access to depth, course of sales, charts, news and research plus much more. You can access all of this information on any stock's profile page.

- a. Get a quick snapshot of the stock's company overview.
- b. See the number of buyers and sellers, volume and prices of the stock.
- c. View a summary of all trades that have taken place throughout the trading day.
- d. Read the latest stock related news from Dow Jones and ASX.
- e. Access comprehensive fundamental research on value, income, risk profiles and growth rates.
- f. Access both basic and advanced charts for the stock.
- g. View/download historical prices of the stock.
- h. See available Options for the stock with the ability to filter by expiration date and range.
- i. View available Warrants for the stock.
- j. View the Interest Rate Securities available for the stock.

BHP ★★★★☆ theScreener Rating Morningstar Report Advanced Chart Subscribe to Dynamic Data 10 Jan 3:26:23 PM 🔄

BHP GROUP LIMITED
 Stock code **BHP** | Type **ORDINARY FULLY PAID** | Currency **AUD** | [Buy](#) | [Sell](#)

Last **32.845** ↓ -1.455 -4.24% | Bid **32.840** Offer **32.850** | Open **32.900** High **33.130** Low **32.580** Close **34.300** | Volume **4,793,984** Value **157,259,100** Trades **19,564** VWAP **32.803**
Prices in this table are delayed by at least 20 minutes

Summary | **Depth** | Course of Sales | News | Research | Charts | Price History | Options | Warrants | Int. Rate Sec.

About the company
 BHP Group Limited (BHP, formerly BHP Billiton Limited) is a diversified natural resources company producing commodities along with substantial interests in oil and gas. BHP's principal business lines are mineral exploration and production, as well as petroleum exploration, production and refining. BHP's assets, operations and interests are separated into Petroleum and Potash, Copper, Iron ore, Coal and Nickel. [More Research ...](#)

Morningstar Quantitative Ratings		theScreener Analysis	
Valuation Rating	Overvalued	★★★★☆	Star Rating
Fair Value Estimate	30.748		Risk Zone
Fair Value Percentage Diff	-11.97%		Earnings Rev Trend
Liquidity	High		Valuation Rating
Full Report	📄		Global Evaluation

Quantitative comparison

Country	Sector	Industry	G/P/E Ratio
			0.846

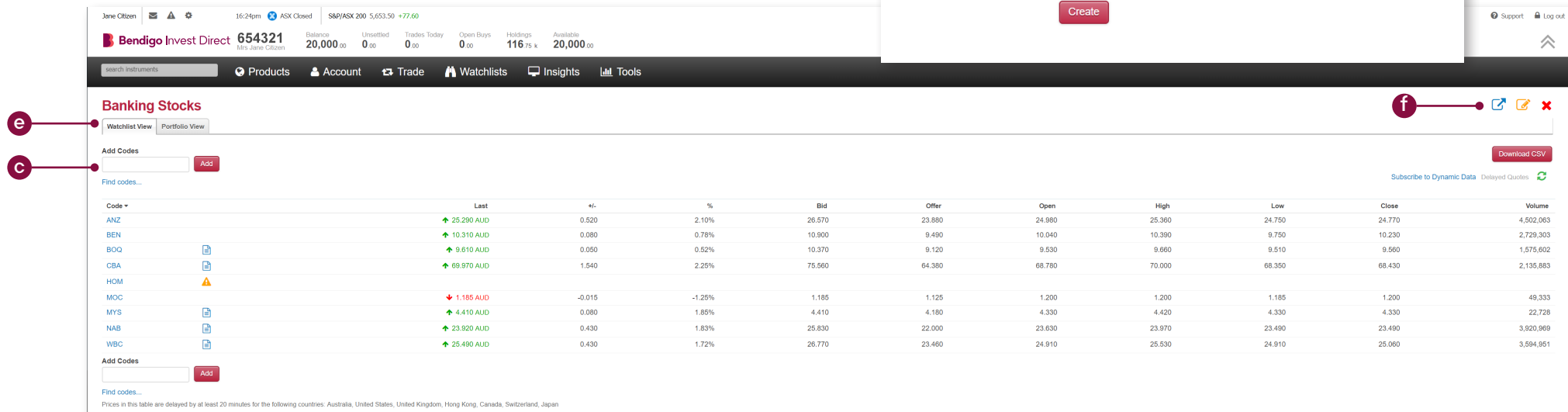
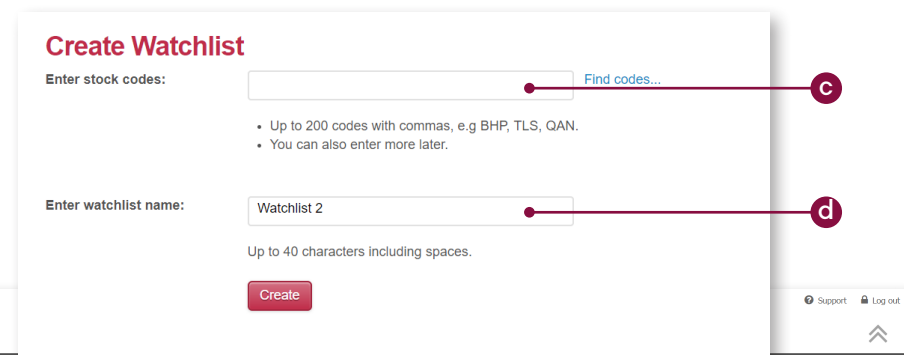
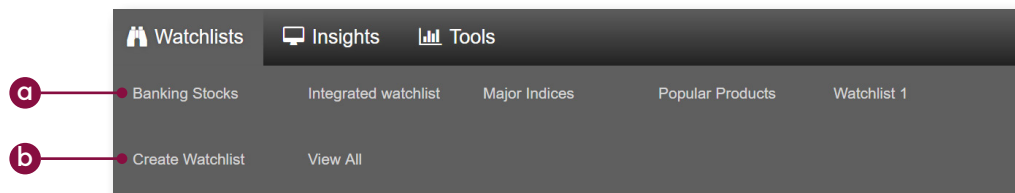
Mkt Cap (USD \$bn) 117.473

Price Chart: 35.00, 32.50, 30.00, 27.50, 25.00 | 165m, 121m, 86m, 52m, 18m | Jan, Feb, Mar, Apr, May, Jun, Jul, Aug, Sep, Oct, Nov, Dec, Jan | 1 Week | 1 Month | 1 Year | 5 Year | Advanced Chart

11. Watchlists

Create watchlists containing your favourite domestic and international products for easy access.

- View default watchlists.
- Click on 'Create Watchlist' to create a new list.
- Add stocks to your new list by entering the stock code and separating them with commas.
- Enter a name for the watchlist and click 'create'.
- View your list in either Watchlist view or Portfolio view.
- View watchlist in a pop out window, edit or delete the watchlist.



12. News and research

Insights

- News
- Market Commentary
- Economic Calendar
- Upcoming Dividends

- Live news and analysis to keep you up to date with the latest market information.
- Get a snapshot of corporate action dates, easily filtered by events and sectors.
- View upcoming dividends for all ASX-listed companies, including ex-dividend and pay dates, cents per share and franking percentage.

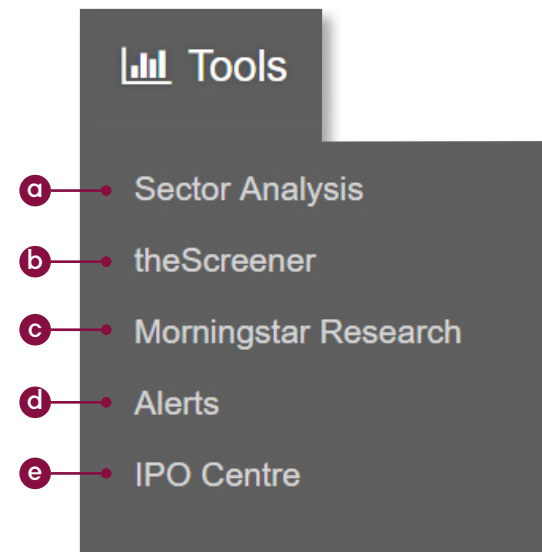
The screenshots illustrate the following features:

- News:** A list of news items with columns for Date, Title, and Source. Includes sections for 'Australian Market News' and 'Today'.
- Market Information:** A section for 'Stock Market Commentary' with a search bar and filters for 'Today' and 'Search announcements'.
- Calendar:** A 'December 2018' calendar view showing 'Event: All Events' and 'Sector: All Sectors'. It lists 'Books Close', 'Credit Changes', 'Div Ex Dates', 'Div Pay Dates', 'Name Changes', 'Report (Interim)', 'Report (Quarterly)', 'Suspended', and 'Upcoming Dividends'.
- Dividends:** A table listing upcoming dividends for ASX-listed companies. The table includes columns for 'Asx Code', 'Company', 'Ex-Date', 'Payment Date', 'Dividend', and 'Franking'.

Asx Code	Company	Ex-Date	Payment Date	Dividend	Franking
APW	Alma Property Securities	16 Oct. 18	14 Dec. 18	1.07	0.00%
TCKNT	—	08 Nov. 18	14 Dec. 18	23.80	0.00%
RND	Realfield	07 Nov. 18	13 Dec. 18	3.56	0.00%
NAB	National Aust. Bank	08 Nov. 18	14 Dec. 18	89.00	100.00%
TCKBM	—	08 Nov. 18	24 Dec. 18	152.87	0.00%
WAT	Waterloo	08 Nov. 18	14 Dec. 18	3.00	100.00%
ANZ	ANZ Bank	12 Nov. 18	18 Dec. 18	60.00	100.00%
MQG	Macquarie Group	12 Nov. 18	18 Dec. 18	215.00	45.00%
TCDOM	—	12 Nov. 18	24 Dec. 18	79.84	0.00%
WDC	Westpac	13 Nov. 18	20 Dec. 18	69.00	100.00%
TCDMP	—	14 Nov. 18	27 Dec. 18	44.79	0.00%
AST	AusNet Services	19 Nov. 18	20 Dec. 18	4.86	39.92%
ELD	Elders	19 Nov. 18	14 Dec. 18	9.00	100.00%
MBA	—	20 Nov. 18	14 Dec. 18	0.05	100.00%
PL	Protec Pivot	22 Nov. 18	17 Dec. 18	6.20	20.00%
BLK	DualEnergy	23 Nov. 18	12 Dec. 18	14.05	100.00%
RHL	Ruzhao Holdings	23 Nov. 18	17 Dec. 18	6.00	100.00%
WHF	Whitefield	23 Nov. 18	12 Dec. 18	9.75	100.00%
WHFPA	—	23 Nov. 18	12 Dec. 18	4.00	100.00%
WHFPB	—	23 Nov. 18	12 Dec. 18	350.00	100.00%
IFT	Infiniti	26 Nov. 18	14 Dec. 18	5.53	0.00%
OFX	OFX Group	27 Nov. 18	14 Dec. 18	2.84	100.00%
CHC	Chowco	28 Nov. 18	13 Dec. 18	0.60	100.00%
SNZ	Stanscorp	28 Nov. 18	13 Dec. 18	8.00	100.00%
YTMF13	—	28 Nov. 18	12 Dec. 18	73.07	0.00%
YTMF2	—	28 Nov. 18	14 Dec. 18	375.00	0.00%
ALG	ALS	29 Nov. 18	18 Dec. 18	11.00	20.00%
ADD	Aurora Dividend Income Trust	29 Nov. 18	19 Dec. 18	0.25	0.00%
EGA	Ernest Income Generator Fund (Managed Fund)	29 Nov. 18	14 Dec. 18	1.67	0.00%

13. Trading tools

- a. Compare key metrics like earnings per share, dividends per share and dividend yield, across sectors and sub-sectors to view the top 300 ASX stocks.
- b. View star-rated reports from theScreener.
- c. View under/over valued stocks including fair value and liquidity ratings.
- d. View/edit your alerts.
- e. View and bid on current Australian IPOs with OnMarket Bookbuild.



14. Advanced charting

Launch our advanced charts from the Advanced Chart icon at the top of any stock profile page or by clicking the link below the chart displayed on the stock summary page.



- a. Access a large suite of drawing tools – trend lines, Fibonacci, Gann and many more.
- b. Change the time frame covered by each candlestick/bar or the amount of history shown on the chart.
- c. Select your preferred chart type – candlesticks, bar charts and more.
- d. Compare the performance of different stocks on a single chart.
- e. Search for chart patterns.
- f. Add studies like moving averages, RSI and many more.
- g. Change the look of your chart via multiple settings.
- h. Save your drawings and studies then scroll through different scenarios using presets.
- i. Click through stocks of interest by setting up watchlists then clicking to bring up charts with saved drawings and pre-set studies.

15. Alerts

Manage your alerts by simply hovering over the tools menu and selecting 'Alerts'.

- a. Enter the stock code.
- b. View your history of alerts.
- c. Top up your credits to add more alerts.
- d. Select from price, news, status or volume alert and click 'Add Alert'.
- e. Shows the delivery mode selected for a particular alert.
- f. View how many times this alert has been triggered.
- g. Edit the alert settings.

The screenshot shows the 'Manage Alerts' page. At the top, there are navigation tabs: 'My Alerts', 'Usage', 'Buy Credits', 'Help', and 'Terms and Conditions'. Below this is a section 'Add a New Alert' with an 'Enter Code' input field (callout a), a 'Find Codes...' link, a 'Select Type' dropdown menu (callout d) showing options: Price Alert, News Alert, Status Alert, and Volume Alert, and an 'Add Alert' button. To the right, it says 'Available Credits: 0. Buy more' (callout c). Below the form is a table of existing alerts (callout b). The table has columns: Code, Enabled, Type, Description, Site, SMS, Email, Fired, and Edit. The 'Fired' column (callout f) shows the number of times the alert has been triggered. The 'Edit' column (callout g) has links to edit each alert. A 'Delete' link is also present for each row. At the bottom right, there is a refresh icon and 'Page 1'.

Code ▲	Enabled	Type	Description	Site	SMS	Email	Fired	Edit
APT	<input checked="" type="checkbox"/>	Price	Last Sale at or below 13.000	<input checked="" type="checkbox"/>			0	Edit
BEN	<input checked="" type="checkbox"/>	News	Announcement received	<input checked="" type="checkbox"/>			0	Edit
BHP	<input checked="" type="checkbox"/>	Price	Last Sale at or above 35.000	<input checked="" type="checkbox"/>			0	Edit

16. IPO centre

Browse the range of OnMarket offers available on our IPO Centre. Simply register with the OnMarket platform and provide your HIN to place your bid. Your holdings will seamlessly be added to your designated portfolio once the offer is successfully closed.

IPO Centre


Stock Filter | Sector Analysis | Calendar | Dividends | **IPO Centre**


OnMarket BookBuild Offers

ASX Code	Company Name	Status	Closing Date	Issue Price	Details
UWL	Uniti Wireless Ltd	Live - Bid Now	14 Jan 2019	0.25	Details
CLB	Candy Club Holdings Ltd	Live - Bid Now	17 Dec 2018	0.20	More
AXS	AXS Group Ltd	Live - Bid Now	14 Dec 2018	0.25	More
SBW	Shekel Brainweigh Ltd	Closed - Funded	07 Nov 2018	0.35	More
NVU	Nanoveu Ltd	Closed - Funded	02 Nov 2018	0.20	More
HM1	Hearts and Minds Investments Ltd	Closed - Funded	26 Oct 2018	2.50	More
PIN	PINChme.com Inc.	Closed - Funded	11 Oct 2018	0.50	More
TGF	Tribeca Global Natural Res	Closed - Funded	28 Sep 2018	2.50	More

- a. You can access our IPO centre by hovering over the 'Tools' menu and selecting 'IPO Centre'. Click 'Bid now' to learn more about an available IPO.
- b. Get an overview of the selected IPO including important dates, share price, minimum bid and the size of the offer by clicking in the Details column.
- c. If you wish to bid on the OnMarket platform, you will need to click on the Invest now button to access the Bendigo Invest Direct OnMarket portal and register with your Holder Identification Number (HIN).

Uniti Wireless Ltd (UWL) Live





OnMarket | Uniti Wireless Ltd IPO | ASX: UWL

Fixed Type

11 Dec 2018
Offer Open

\$0.25
Price

\$12 - 18 million
Size of Offer

Bell Potter
Lead Manager

14 Jan 2019
Pay By

\$2,000
Minimum Bid

By clicking bid, you will leave the trading platform.
If you wish to bid on the OnMarket platform, you will need to register with your [Holder Identification Number \(HIN\)](#).

[Invest now](#) C

Overview

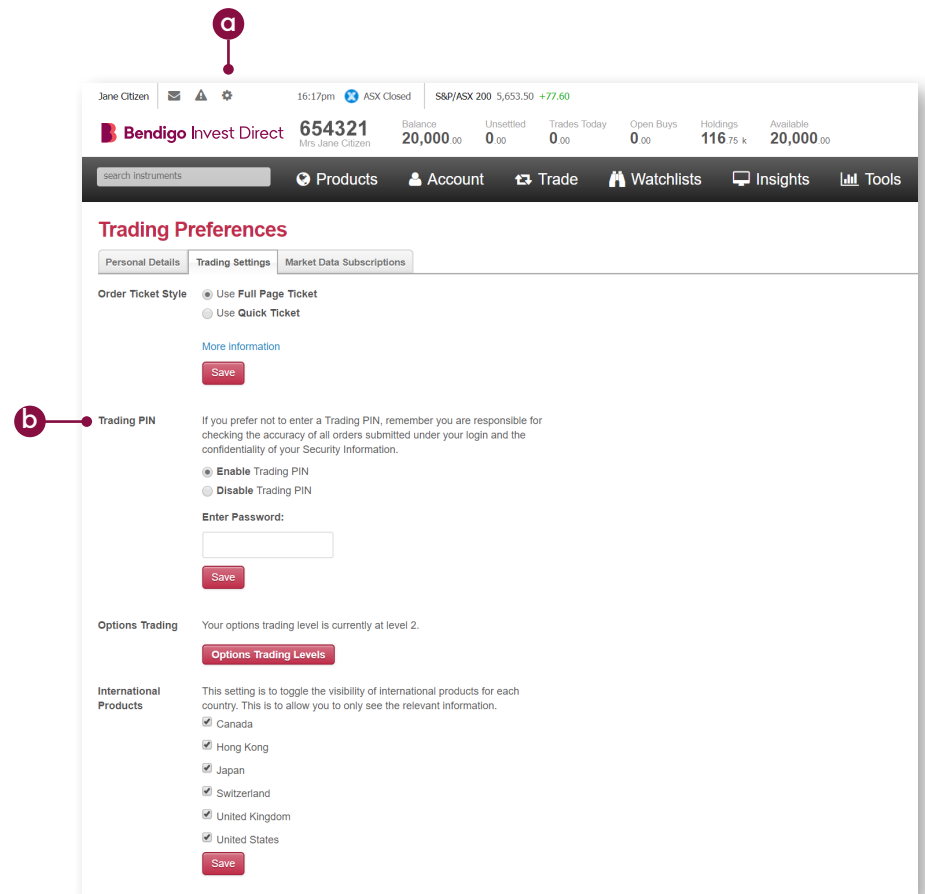
Bell Potter is lead manager on the IPO and OnMarket has a limited allocation. The offer may close early and the 'Pay By' dates may change.
OnMarket is accepting applications for the Uniti Wireless Ltd IPO during the [Exposure Period](#).

17. Settings

Configure your account and platform to suit your individual needs by using the inbuilt preferences and settings.

- a. Access your platform preferences by hovering over the cogwheel in the top left hand corner of your screen. Select from:
 - i Personal Details – change your username, password, trading PIN or other personal details. You can also manage your email communications and site preferences here.
 - ii Market Data Subscriptions.
 - iii Trading Settings – update your order ticket style, enable or disable your trading PIN and manage your Options trading levels and international market access.

- b. We recommend the use of a trading PIN for additional security.



18. Education

Expand and test your knowledge of the Australian share market with the investing IQ modules available directly on the platform. This free program is designed to provide you with the fundamentals to help you take control of your trading and investment decisions.

The screenshot shows the 'Education' section of the platform. At the top left, a callout 'a' points to the 'Investing IQ Online' header. On the right side, a callout 'b' points to the 'Modules' menu. A callout 'c' points to the first three items in the 'Modules' list: '2. Creating Your Strategy' and '3. Fundamental Analysis'. A callout 'd' points to the last item in the 'Modules' list: '7. Advanced Strategies'. Below the 'Modules' list is a 'Glossary' section.

Education

Investing IQ Online

Investing IQ Online

Investing IQ Online has been compiled to share fundamental information about the Australian share market with you. You've just taken the first step to understanding what **shares** are and how to take control of your trading and investments. **Investing IQ Online** has been compiled to share fundamental information about the Australian share market with you.

Each module tackles a different share-trading issue:

- Module 1** Understand what share ownership means to investors as well as the different organisations that operate within the market
- Module 2** Start to create a strategy and incorporate some sensible measures to develop a balanced portfolio
- Module 3** Understand some of the core concepts of fundamental analysis
- Module 4** Incorporate technical analysis into your investment decisions
- Module 5** Understand some of the basic principles behind some of the most regularly used derivative products and how these fit into your overall portfolio
- Module 6** Place orders using our trading platform
- Module 7** Examine other ways to enhance the overall returns you generate from your investments

Modules

1. Introduction to Investing
2. Creating Your Strategy
3. Fundamental Analysis
4. Technical Analysis
5. Using Derivatives
6. Our Trading Platform
7. Advanced Strategies

Glossary

- a. Access Investing IQ from the support menu in the top right hand corner of your screen.
- b. Choose from a range of topics to complete from the modules menu.
- c. Master the fundamentals and build your market knowledge.
- d. Learn important strategies to help build your trading capability.

19. Live chat support

Available from 8am – 5.30pm Monday to Friday and easily accessible by clicking on the ‘chat now’ button found in the bottom right hand corner of the platform. Clients can call outside of these times for international assistance.

The screenshot displays the Bendigo Invest Direct platform interface. At the top, the user's name 'Jane Citizen' and account details are visible. The main navigation bar includes 'Products', 'Account', 'Trade', 'Watchlists', 'Insights', and 'Tools'. The central content area is divided into several sections:

- Movers and Shakers:** A table listing top-performing stocks with columns for Code, Value, Volume, % Gainers, % Losers, Last, +/-, %, and News. Stocks like BHP, CBA, and RIO are highlighted.
- Morningstar Quantitative Ratings:** A table showing 'Top Undervalued' and 'Top Overvalued' stocks with columns for Code, Full Report, Fair Value, FV Diff %, and Liquidity.
- theScreener:** A section for stock screening with columns for Code, Star Rating, Change, Risk Zone, Valuation Rating, and Global Evaluation.
- News:** A section for the latest ASX announcements, including items like 'DomaCom Repays Lind Convertible Security'.
- Stock Market Commentary:** A section for today's market news, such as 'Australian Morning Briefing: U.S. Stocks Rise on Trade Progress'.
- Australian Indices:** A line chart showing the S&P/ASX 200 index performance over time.
- World Markets:** A table listing global indices like Dow Jones, NASDAQ, and FTSE 100.
- Sydney Futures Exchange:** A table showing futures prices for SFE SPI 200, 10 Year Bonds, and 90 day Bank Bills.

Overlaid on the bottom right is a chat window titled 'Nabila' from Bendigo Invest Direct. The chat history shows a conversation from 16:41 on Dec 12:

Info at 16:41, Dec 12:
Thank you for choosing to chat with us. An agent will be with you shortly.

Info at 16:41, Dec 12:
You are now chatting with Nabila.

Nabila at 16:41, Dec 12:
Hello, you're chatting with Nabila. How may I help you?

At the bottom of the chat window, there is a text input field with the placeholder 'Enter text here' and a 'Chat now' button.



Bendigo Invest Direct

GPO Box 5351 Sydney
NSW 2001, Australia

Phone 1300 788 982

Email info@bendigoinvestdirect.com.au

The information in this Platform Quick Guide is general advice only and does not take into account your personal objectives, financial situation, or needs. You should consider its appropriateness to your circumstances before acting on this information.

Bendigo Invest Direct is a service provided by CMC Markets Stockbroking Limited ABN 69 081 002 851 AFSL No. 246381 ("CMC Markets Stockbroking"), a Participant of the ASX Group (Australian Securities Exchange), SSX (Sydney Stock Exchange) and Chi-X (Chi-X Australia) at the request of Bendigo and Adelaide Bank Ltd ABN 11 068 049 178, AFSL 237879 ("Bendigo"). For a copy of the terms and conditions relating to the Bendigo Invest Direct services and the Financial Services Guides for CMC Markets Stockbroking or Bendigo (or other relevant disclosure documents), contact us on 1300 788 982 or via email at info@bendigoinvestdirect.com.au. Neither CMC Markets Stockbroking nor Bendigo are representatives of each other. To the extent permitted by law, Bendigo will not guarantee or otherwise support CMC Markets Stockbroking's obligations under the contracts or agreement connected with Bendigo Invest Direct.

The information contained in this quick guide was accurate at the time of publishing.

(A1431016-1431008) (03/20)