

# Bendigo Socially Responsible Growth Fund

## Monthly fund update - July 2021

### Investment objective and return

The Fund invests via a selection of expert asset managers that specialise in managing specific asset classes and which take into account environmental, social, ethical and governance (ESG) considerations in their asset selection. The Fund targets a minimum level of 75% of the total assets of the Fund being managed by asset managers that take into account ESG considerations in their investment decisions. The Fund has an objective of entirely excluding investments in companies that manufacture tobacco or tobacco-related products and controversial weapons. Controversial weapons include anti-personnel landmines, cluster munitions, chemical, biological and nuclear weapons. Other activities Sandhurst monitors and aims to reduce are adult entertainment, alcohol, gambling, animal testing and companies with high event controversy.

ESG considerations are primarily applied to listed shares (both Australian and International) and fixed interest. The investment portfolio is constructed in a manner that Sandhurst believes will meet the investment return objective of a return after fees in excess of 4% above inflation over a full market cycle (typically 7 to 10 years).



### RIAA Certification

The Fund has been certified by the Responsible Investment Association of Australasia (RIAA) according to the strict disclosure practices required under the Responsible Investment Certification Program<sup>2</sup>

For more information about the RIAA Certification program please visit [www.responsibleinvestment.org](http://www.responsibleinvestment.org)

### Fund performance<sup>1</sup>

as at 31 July 2021

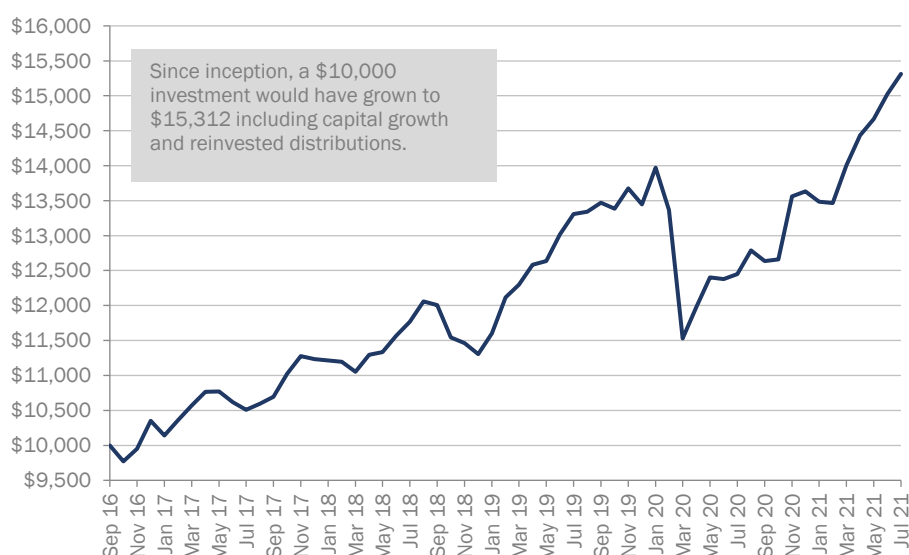
Fund return

3 months %	6.09
6 months %	13.56
1 year %	22.98
3 years %p.a.	9.17
Since inception %p.a.	9.22
<b>Morningstar Rating™ Overall<sup>3</sup></b>	<b>16/ 198</b>
<b>Morningstar Category Rank - 3 year<sup>3</sup></b>	<b>★★★★</b>

### An example of how your investment grows

#### Growth of \$10,000<sup>1</sup>

(Based on historic Fund performance since inception)



### Fund facts

Fund APIR code	STL0055AU
Fund inception date	20 September 2016
Distribution frequency	Half yearly
Management costs <sup>4</sup>	0.99% p.a.
Buy / Sell spread <sup>4</sup>	+0.15% / -0.15%
Investment return objective	CPI + 4%
Minimum investment / minimum balance	\$5,000
Recommended investment timeframe	5 years +
Risk level	Medium to high

### Unit price

as at 31 July 2021

Application price	\$1.16436
Withdrawal price	\$1.16087









### Distribution details (cents per unit)

31 Dec 2020	\$0.00400
30 Jun 2021	\$0.03692

### Benefits of investing

- ▶ a responsible investment focus;
- ▶ a diversified solution investing across a range of asset classes including equity and fixed interest;
- ▶ access to leading professional and specialist asset managers;
- ▶ an investment that aims for long term capital growth with moderate income.

## Asset allocation

	Weight %	Weight % $\Delta$ /mth		Key
 Russell Australia RI ETF*	30.8%	-2.1%	↓	Australian Shares
 AXA IM SmartBeta ESG Global Equity*	35.3%	-1.8%	↓	International Shares (Unhedged)
 Pental Property Securities Fund*	0.0%	0.0%	→	Property and infrastructure (Australian)
 Altius Sustainable Bond Fund*	4.7%	-0.2%	↓	Australian Fixed Interest
 Vanguard Australian Inflation-Linked Bond Index Fund	6.3%	-0.3%	↓	
 Vanguard Government Bond	2.2%	-0.1%	↓	
 Australian Unity Future of Healthcare Fund	4.7%	-0.3%	↓	Alternatives
 Sandhurst Strategic Income Fund^	16.0%	4.8%	↑	Cash
<b>Total</b>	<b>100.0%</b>			

\* These funds incorporate ESG considerations.

^ Includes small amounts of cash that are held in Bendigo Bank operating accounts.

## Top 10 holdings of ESG asset managers <sup>5</sup>

Portfolio	Weight %
Commonwealth Bank of Australia	3.5%
Westpac Banking Corp	1.9%
National Australia Bank Ltd	1.9%
Australia Government Inflation Linked Bond 20 Sep 2025	1.8%
Australia & New Zealand Banking Group Ltd	1.8%
Wesfarmers Ltd	1.5%
Australia Government Inflation Linked Bond 20 Sep 2030	1.5%
CSL Ltd	1.5%
Apple Inc	1.2%
Telstra Corp Ltd	1.2%

## Make the most of your investment

### ► The power of compounding

Compounding can be a powerful tool in wealth creation. Reinvesting distributions can be one of the easiest and cheapest ways to increase your holdings over time. You're compounding your investment's growth by continually adding more units which, in turn, will generate distributions of their own.

**Why not reinvest your half yearly distributions?**

### ► The benefits of making it regular

Making regular contributions to your investment can both grow your investment and smooth the effects of market highs and lows.

**Why not add a Regular Savings Plan to your investment? Establish one from as little as \$50 per month.**

You can also use BPAY® to add to your investment at any time with as little as \$100. See your statement for your BPAY reference number.

© Registered to BPAY Pty Ltd ABN 69 079 137 518

**Do you have any questions?**

For further information contact us on  
1800 634 969 or visit  
[www.sandhursttrustees.com.au](http://www.sandhursttrustees.com.au)

## Portfolio Performance

The Fund had a relatively strong month of performance. Returning 1.9% over the month which was above the average peer return of 1.5%. These returns were mostly due to the strong outperformance of AXA IM Sustainable Equity Fund, AXA experienced approximately a 5% gain for the month, which was 1% more than the MSCI World ex-Australia benchmark. Pleasingly they performed well during what can be a volatile period of company earnings announcements. Russell Investments underperformed their benchmark but was offset by other strong managers. There will be a new manager added to the line-up in next month's report.

## Economic commentary

Quarterly earning updates took centre stage in July, as investors were able to see the impact of many parts of the globe reopening on companies' profits and revenues. The latest quarterly results have been strong and above expectations with the largest 500 companies in the US, represented by the S&P 500 Index, reporting double digit sales growth and earnings almost double the amount they were in the same period a year ago. Noting the year-ago period was characterised by lockdowns, creating a low base of comparisons.

Regulatory bodies in China made headlines in July following the actions taken against DiDi (ride hailing service in China) and the private education sector. China cited data protection and national security reasons for its suspension of new user registrations for DiDi. In the same month, the cost of private education in China was put under the microscope as authorities noted these services were charging unsustainably high prices. These actions followed anti-competitive sanctions placed on large dominant companies that were deemed to be abusing their market power at the expense of smaller competitors in recent months. It appears China is seeking to balance its objectives of growth and prosperity for many rather than few.

Within Australia the economy is expected to take a hit in the September GDP print following lockdowns as the Delta variant spread through parts of the nation. Despite this, house prices continue their upward trajectory with record low interest rates and increased borrowing by owner occupiers and investors. The RBA remains committed to maintaining highly accommodative monetary conditions to support the recovery and reach the board's objectives of full employment and inflation sustainably within the 2 to 3% target range.

### Footnotes

1. Fund Performance figures are calculated before tax and after fees and costs; using withdrawal prices and assumes distributions are reinvested. Past performance is not an indication of future performance.
2. The Responsible Investment Certification Program does not constitute financial product advice. Neither the Certification Symbol nor RIAA recommends to any person that any financial product is a suitable investment or that returns are guaranteed. Appropriate professional advice should be sought prior to making an investment decision. RIAA does not hold an Australian Financial Services Licence.
3. Morningstar rates managed funds from one to five stars based on how well they've performed (after adjusting for risk) in comparison to similar funds. Within each Morningstar Category, the top 10% of funds receive five stars, the next 22.5% four stars, the middle 35% three stars, the next 22.5% two stars, and the bottom 10% receive one star. Funds are rated for up to three time periods - three, five, and 10 years - and these ratings are combined to produce an overall rating. Funds with less than three years of history are not rated. Ratings are objective, based entirely on a mathematical evaluation of past performance. They're a useful tool for identifying funds worthy of further research, but shouldn't be considered buy or sell recommendations.  
Bendigo Socially Responsible Growth Fund received a 4-Star Overall Morningstar Rating™ out of 198 Multisector Growth funds as of 31 May 2021. In the Morningstar Multisector Growth Category, the Bendigo Socially Responsible Growth Fund 3 year return was ranked 16 out of 198 funds as of 31 May 2021. 'Morningstar Category Rank' is the Fund's performance rank relative to all funds in the same Morningstar Category. Investments are placed into Morningstar Categories based on their compositions and portfolio statistics so that investors can make meaningful comparisons. Source: [www.morningstar.com.au/Funds/FundReport/41513](http://www.morningstar.com.au/Funds/FundReport/41513)  
© 2021 Morningstar, Inc. All rights reserved. Neither Morningstar, its affiliates, nor the content providers guarantee the data or content contained herein to be accurate, complete or timely nor will they have any liability for its use or distribution. Any general advice or 'regulated financial advice' under New Zealand law has been prepared by Morningstar Australasia Pty Ltd (ABN: 95 090 665 544, AFSL: 240892) and/or Morningstar Research Ltd, subsidiaries of Morningstar, Inc, without reference to your objectives, financial situation or needs. For more information refer to our Financial Services Guide (AU) or Financial Advice Provider Disclosure Statement (NZ) at [www.morningstar.com.au/s/fsg.pdf](http://www.morningstar.com.au/s/fsg.pdf) and [www.morningstar.com.au/s/fapds.pdf](http://www.morningstar.com.au/s/fapds.pdf). You should consider the advice in light of these matters and if applicable, the relevant Product Disclosure Statement before making any decision to invest. Our publications, ratings and products should be viewed as an additional investment resource, not as your sole source of information. Past performance does not necessarily indicate a financial product's future performance. To obtain advice tailored to your situation, contact a professional financial adviser. The Morningstar Rating is an assessment of a fund's past performance - based on both return and risk - which shows how similar investments compare with their competitors. A high rating alone is insufficient basis for an investment decision.
4. Management costs are based on costs incurred by the Fund in the past financial year and may be different in the current and future financial years. Other fees and costs may apply. See the Product Disclosure Statement for full details.
5. The top 10 holdings outlined above are a representation of the largest indirect exposures of the Bendigo Socially Responsible Growth Fund as at 30 June 2021 which may change from time to time. The information has been calculated by Sandhurst based on the cumulative weighted average of each security held by the underlying managers within the Fund.

The Bendigo Socially Responsible Growth Fund (Fund) is issued by Sandhurst Trustees Limited (Sandhurst) ABN 16 004 030 737 AFSL 237906 a subsidiary of Bendigo and Adelaide Bank Limited (the Bank) ABN 11 068 049 178 AFSL 237879. Sandhurst and the Bank receive remuneration on the issue of the Fund or the service they provide, full details of which are contained in the Product Disclosure Statement (PDS). Investments in the Fund are not deposits with, guaranteed by, or liabilities of the Bank or any of its related entities. Economic and outlook forecasts are not guaranteed to occur. Sandhurst has prepared this document based on information available to it. The information and opinions provided in this document have not been verified and Sandhurst has no obligation to notify you in the event that any information or opinion changes. No representation is made to the fairness and accuracy of the information, opinions and conclusions contained in this document. This update is provided by Sandhurst and contains general advice only. Please consider your situation and read the PDS available at [www.sandhursttrustees.com.au/pds](http://www.sandhursttrustees.com.au/pds), any Bendigo Bank branch or by phoning 1800 634 969 before making an investment decision.

This information is current as at 31 July 2021 (unless stated otherwise) and is subject to change without notice.

Proudly part of



**Bendigo and  
Adelaide Bank**