

## Monthly fund update - January 2021

### Investment approach

Each Fund invests via expert asset managers that specialise in index strategies that seek to track the performance of selected benchmarks as well as alternative assets and cash. Alternative assets and cash may or may not invest in index strategies. Sandhurst will invest each Fund's assets across a variety of asset classes in a manner that we believe will meet the investment return objective of each Fund. Each Fund aims to provide a total return after fees in excess of a stated percentage above inflation over a full market cycle (typically 7 to 10 years), where inflation is measured by the Australian Consumer Price Index (CPI).

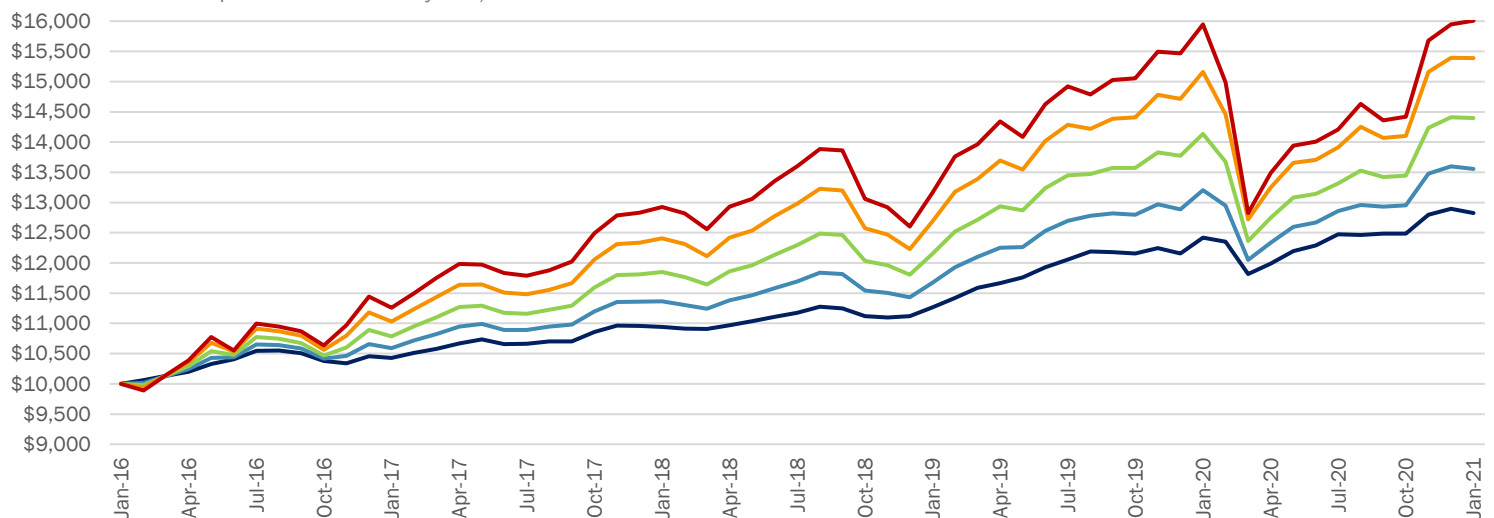
### Fund performance<sup>1</sup>

as at 31 January 2021	Morningstar Rating™ Overall <sup>2</sup>	Morningstar Category Rank 5 Year <sup>2</sup>	3 months %	1 year %	3 years %p.a.	5 years %p.a.	Fund size \$m
<b>Bendigo Defensive Index Fund</b> <i>Peer Comparison</i>	★★★★★	1 / 24	2.72	3.28	5.43	5.10	\$113.79
			2.46	2.79	3.37	3.59	
<b>Bendigo Conservative Index Fund</b> <i>Peer Comparison</i>	★★★★★	5 / 118	4.66	2.67	6.06	6.27	\$473.07
			3.67	2.85	3.87	4.20	
<b>Bendigo Balanced Index Fund</b> <i>Peer Comparison</i>	★★★★★	7 / 114	7.08	1.85	6.70	7.56	\$491.22
			6.19	2.87	4.65	5.46	
<b>Bendigo Growth Index Fund</b> <i>Peer Comparison</i>	★★★★★	7 / 191	9.11	1.51	7.44	9.00	\$357.96
			7.79	2.73	5.29	6.38	
<b>Bendigo High Growth Index Fund</b> <i>Peer Comparison</i>	★★★★	19 / 120	11.02	0.38	7.39	9.87	\$70.39
			9.95	2.73	6.11	7.67	

### An example of how your investment grows

#### Growth of \$10,000 over 5 years<sup>1</sup>

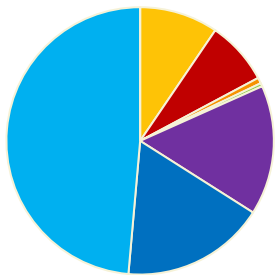
(Based on historic Fund performance over 5 years)



Fund Facts	APIR Code	Fund inception date	Distribution frequency	Return objective	Recommended investment timeframe	Risk level	Management costs <sup>3</sup>	Buy / Sell spread <sup>3</sup>
<b>Bendigo Defensive Index Fund</b>	STL0031AU	30 Sept 2011	Half yearly	CPI + 1.5%	2 years +	Low	0.390% p.a.	+0.09%/-0.12%
<b>Bendigo Conservative Index Fund</b>	STL0032AU	30 Sept 2011	Half yearly	CPI + 2%	3 years +	Low to medium	0.410% p.a.	+0.10%/-0.10%
<b>Bendigo Balanced Index Fund</b>	STL0033AU	30 Sept 2011	Half yearly	CPI + 3%	4 years +	Medium	0.430% p.a.	+0.10%/-0.10%
<b>Bendigo Growth Index Fund</b>	STL0034AU	30 Sept 2011	Half yearly	CPI + 4%	5 years +	Medium to high	0.450% p.a.	+0.10%/-0.10%
<b>Bendigo High Growth Index Fund</b>	STL0035AU	30 Sept 2011	Half yearly	CPI + 5%	7 years +	High	0.460% p.a.	+0.10%/-0.10%

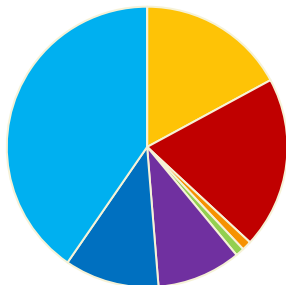
## Asset allocation

### Bendigo Defensive Index Fund



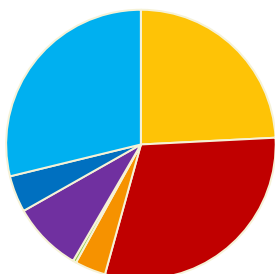
■ Aust Sh	9.5%
■ Int Sh	7.7%
■ Int Sh (Hedged)	0.7%
■ Property & Infra	0.4%
■ Cash	15.7%
■ Int FI	17.4%
■ Aust FI	48.6%
■ Alternative	0.0%

### Bendigo Conservative Index Fund



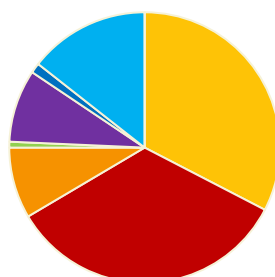
■ Aust Sh	17.1%
■ Int Sh	19.8%
■ Int Sh (Hedged)	1.1%
■ Property & Infra	1.0%
■ Cash	9.7%
■ Int FI	10.9%
■ Aust FI	40.4%
■ Alternative	0.0%

### Bendigo Balanced Index Fund



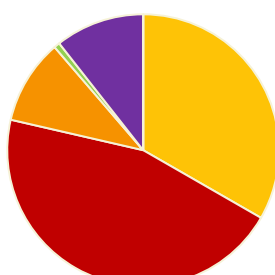
■ Aust Sh	24.2%
■ Int Sh	30.1%
■ Int Sh (Hedged)	3.7%
■ Property & Infra	0.4%
■ Cash	8.4%
■ Int FI	4.4%
■ Aust FI	28.8%
■ Alternative	0.0%

### Bendigo Growth Index Fund



■ Aust Sh	32.6%
■ Int Sh	33.9%
■ Int Sh (Hedged)	8.5%
■ Property & Infra	0.7%
■ Cash	8.7%
■ Int FI	1.2%
■ Aust FI	14.4%
■ Alternative	0.0%

### Bendigo High Growth Index Fund



■ Aust Sh	33.3%
■ Int Sh	45.3%
■ Int Sh (Hedged)	10.1%
■ Property & Infra	0.7%
■ Cash	10.6%
■ Int FI	0.0%
■ Aust FI	0.0%
■ Alternative	0.0%

## Unit prices

as at 31 January 2021

Application price      Withdrawal price

<b>Bendigo Defensive Index Fund</b>	\$1.18047	\$1.17800
<b>Bendigo Conservative Index Fund</b>	\$1.32858	\$1.32592
<b>Bendigo Balanced Index Fund</b>	\$1.46877	\$1.46583
<b>Bendigo Growth Index Fund</b>	\$1.63374	\$1.63048
<b>Bendigo High Growth Index Fund</b>	\$1.67966	\$1.67631

## Make the most of your investment

**You need \$50,000 to start an investment in one of our Bendigo Managed Wholesale Funds**

### ► The power of compounding

Compounding can be a powerful tool in wealth creation. Reinvesting distributions can be one of the easiest and cheapest ways to increase your holdings over time. You're compounding your investment's growth by continually adding more units which, in turn, will generate distributions of their own.

**Why not reinvest your half yearly distributions?**

### ► The benefits of making it regular

Making regular contributions to your investment can both grow your investment and smooth the effects of market highs and lows.

**Why not add a Regular Savings Plan to your investment?**  
You can establish one from as little as \$50 per month.

You can also use BPAY® to add to your investment at any time with as little as \$100. See your statement for your BPAY reference number.

© Registered to BPAY Pty Ltd ABN 69 079 137 518

## Do you have any questions?

For further information contact us on 1800 634 969 or visit [www.sandhursttrustees.com.au](http://www.sandhursttrustees.com.au)

## Performance commentary

Performance across the Index suite of Funds was flat for January, as a late selloff in equity markets eroded early month gains. Over the month interest rates moved higher as markets began to price in higher inflation on the back of proposed government spending by the Biden Administration. The Fund's overweight positions in emerging markets and underweight in listed property aided returns over the month. Detracting from performance was the Funds positioning in Australian inflation linked bonds, in which markets expectations for inflation over the longer term did not move in line with rising bond yields. Looking forward, we believe the Funds are well positioned. Higher inflation is our base case, resulting in our overweight exposures to emerging markets, inflation linked bonds and Australian equities over interest rate sensitive investments infrastructure and listed property.

## Economic commentary

The month of January was a tale of two halves as markets rallied following the new year, before giving back gains to close the month mostly flat across the majority of risk assets. The catalyst for the late month correction being complications in vaccine rollouts, new outbreaks, and general concerns the market had got too far ahead of itself. While economic data releases were thin, notable market events include a re-rating in inflation expectations, particularly over the shorter term. US two-year breakeven inflation rates (investment markets expectation for forward inflation), lifted from approximately 2% to 2.4% by month end. This led to losses in bond markets as bond yields followed inflation expectations higher.

The predominate source of higher inflation expectations stemmed from the Georgia Senate runoff elections in early January. Whilst unassuming on face value, the weight of Democratic policy sat on the shoulders of senate candidates 33 year old Jon Ossoff and Reverend Raphael Warnock. The 2020 US election resulted in 48 – 50 Democrat to Republican Senate, with two seats undecided due to Georgia election laws requiring a candidate to obtain a minority 50% of the vote. A tip to an even Senate held large consequences in the Biden's administration to pass legislation, with a Republican victory reminiscent of the second term Obama administration in which a Republican senate majority formed a roadblock for Democrat policy change.

Biden's agenda is inflationary in nature, with large direct payments to households and states, student debt forgiveness, large scale infrastructure expenditure and healthcare support much of which requires Senate approval. Given the victory of the two Democrat candidates, this tipped the power of the Senate towards the Democrats, resulting in the market rapidly rerating inflation.

### Footnotes

1. Fund performance figures are calculated before tax and after fees and costs; using withdrawal prices and assumes distributions are reinvested. Past performance is not an indication of future performance.

2. Bendigo Defensive Index Fund received a 5-Star Overall Morningstar Rating™ out of 24 Multisector Conservative funds as of 31 January 2021 and a 5-Star Five year rating out of 24 Multisector Conservative funds as of 31 January 2021. Source: [www.morningstar.com.au/Funds/FundReport/19288](http://www.morningstar.com.au/Funds/FundReport/19288)

Bendigo Conservative Index Fund received a 5-Star Overall Morningstar Rating™ out of 124 Multisector Moderate funds as of 31 January 2021 and a 5-Star Five year rating out of 118 Multisector Moderate funds as of 31 January 2021. Source: [www.morningstar.com.au/Funds/FundReport/19289](http://www.morningstar.com.au/Funds/FundReport/19289)

Bendigo Balanced Index Fund received a 5-Star Overall Morningstar Rating™ out of 124 Multisector Balanced funds as of 31 January 2021 and a 5-Star Five year rating out of 114 Multisector Balanced funds as of 31 January 2021. Source: [www.morningstar.com.au/Funds/FundReport/19290](http://www.morningstar.com.au/Funds/FundReport/19290)

Bendigo Growth Index Fund received a 5-Star Overall Morningstar Rating™ out of 200 Multisector Growth funds as of 31 January 2021 and a 5-Star Five year rating out of 191 Multisector Growth funds as of 31 January 2021. Source: [www.morningstar.com.au/Funds/FundReport/19291](http://www.morningstar.com.au/Funds/FundReport/19291)

Bendigo High Growth Index Fund received a 4-Star Overall Morningstar Rating™ out of 132 Multisector Aggressive funds as of 31 January 2021 and a 4-Star Five year rating out of 120 Multisector Aggressive funds as of 31 January 2021. Source: [www.morningstar.com.au/Funds/FundReport/19292](http://www.morningstar.com.au/Funds/FundReport/19292)

© 2021 Morningstar, Inc. All rights reserved. Neither Morningstar, its affiliates, nor the content providers guarantee the data or content contained herein to be accurate, complete or timely nor will they have any liability for its use or distribution. Any general advice or 'class service' have been prepared by Morningstar Australasia Pty Ltd (ABN: 95 090 665 544, AFSL: 240892) and/or Morningstar Research Ltd, subsidiaries of Morningstar, Inc, without reference to your objectives, financial situation or needs. Refer to our Financial Services Guide (FSG) for more information at [www.morningstar.com.au/s/fsg.pdf](http://www.morningstar.com.au/s/fsg.pdf). You should consider the advice in light of these matters and if applicable, the relevant Product Disclosure Statement before making any decision to invest. Our publications, ratings and products should be viewed as an additional investment resource, not as your sole source of information. Past performance does not necessarily indicate a financial product's future performance. To obtain advice tailored to your situation, contact a professional financial adviser.

The 'Morningstar Rating' is an assessment of a fund's past performance – based on both return and risk – which shows how similar investments compare with their competitors. A high rating alone is insufficient basis for an investment decision. 'Peer Comparison' performance refers to the performance of the relevant 'Morningstar Category' for the stated period. Investments are placed into Morningstar Categories based on their compositions and portfolio statistics so that investors can make meaningful comparisons. 'Morningstar Category Rank' is the Fund's performance rank relative to all funds in the same Morningstar Category.

3. Management costs are based on costs incurred by the Fund in the past financial year and may be different in the current and future financial years. Other fees and costs may apply. See the Product Disclosure Statement for full details.

The managed funds detailed in this update (individually referred to as 'Fund' or collectively as 'Funds') are issued by Sandhurst Trustees Limited (Sandhurst) ABN 16 004 030 737 AFSL 237906 a subsidiary of Bendigo and Adelaide Bank Limited (the Bank) ABN 11 068 049 178 AFSL 237879. Sandhurst and the Bank receive remuneration on the issue of the Funds or the service they provide, full details of which are contained in the relevant Product Disclosure Statement (PDS). Investments in the Funds are not deposits with, guaranteed by, or liabilities of the Bank or any of its related entities. Economic and outlook forecasts are not guaranteed to occur. Sandhurst has prepared this document based on information available to it. The information and opinions provided in this document have not been verified and Sandhurst has no obligation to notify you in the event that any information or opinions change. No representation is made to the fairness and accuracy of the information, opinions and conclusions contained in this document. This update is provided by Sandhurst and contains general advice only. Please consider your situation and read the relevant PDS available at [www.sandhursttrustees.com.au/pds](http://www.sandhursttrustees.com.au/pds), any Bendigo Bank branch or by phoning 1800 634 969 before making an investment decision.

The information is current as at 31 January 2021 (unless stated otherwise) and is subject to change without notice.

Proudly part of



**Bendigo and  
Adelaide Bank**