

Monthly fund update - May 2021

Investment approach

Each Fund invests via expert asset managers that specialise in index strategies that seek to track the performance of selected benchmarks as well as alternative assets and cash. Alternative assets and cash may or may not invest in index strategies. Sandhurst will invest each Fund's assets across a variety of asset classes in a manner that we believe will meet the investment return objective of each Fund. Each Fund aims to provide a total return after fees in excess of a stated percentage above inflation over a full market cycle (typically 7 to 10 years), where inflation is measured by the Australian Consumer Price Index (CPI).

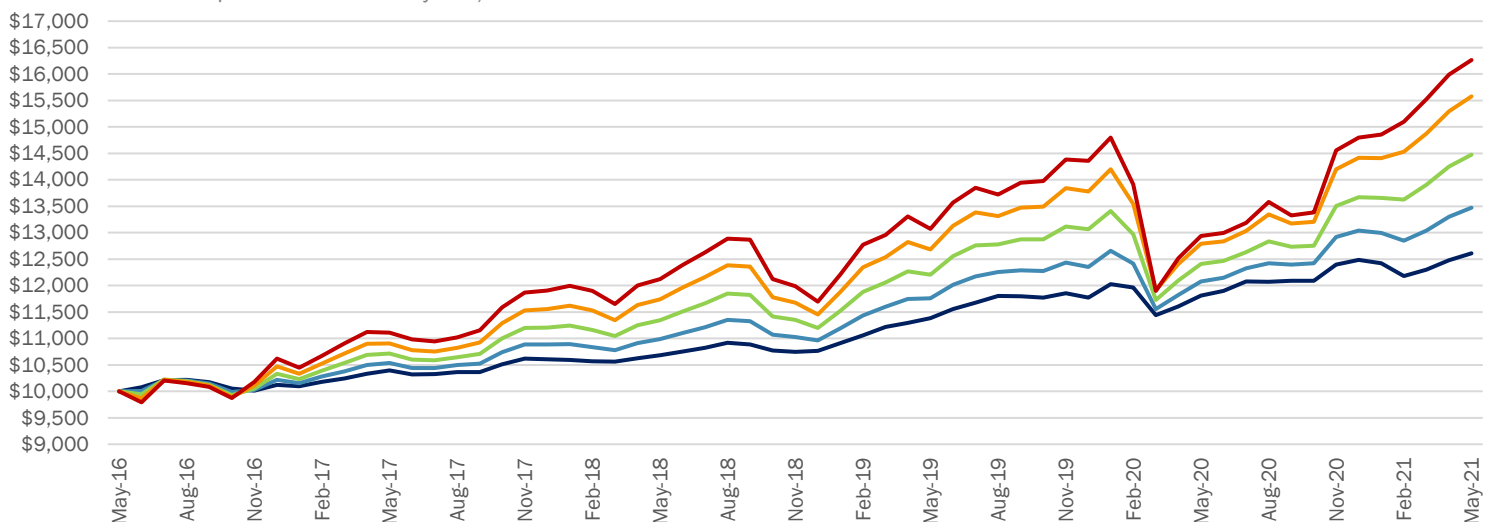
Fund performance¹

as at 31 May 2021	Morningstar Rating™ Overall ²	Morningstar Category Rank 5 Year ²	3 months %	1 year %	3 years %p.a.	5 years %p.a.	Fund size \$m
Bendigo Defensive Index Fund	★★★★★	1 / 23	3.50	6.77	5.68	4.75	\$112.40
<i>Peer Comparison</i>			2.31	4.97	3.51	3.29	
Bendigo Conservative Index Fund	★★★★★	4 / 114	4.88	11.56	7.02	6.14	\$471.94
<i>Peer Comparison</i>			3.28	7.92	4.51	4.24	
Bendigo Balanced Index Fund	★★★★★	7 / 115	6.23	16.66	8.46	7.68	\$501.74
<i>Peer Comparison</i>			5.15	14.07	6.26	6.06	
Bendigo Growth Index Fund	★★★★★	6 / 191	7.21	21.77	9.89	9.27	\$392.46
<i>Peer Comparison</i>			6.58	18.63	7.43	7.40	
Bendigo High Growth Index Fund	★★★★	23 / 121	7.74	25.74	10.30	10.22	\$78.89
<i>Peer Comparison</i>			8.05	24.38	9.09	9.31	

An example of how your investment grows

Growth of \$10,000 over 5 years¹

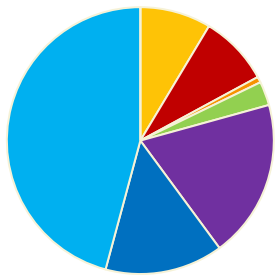
(Based on historic Fund performance over 5 years)



Fund Facts	APIR Code	Fund inception date	Distribution frequency	Return objective	Recommended investment timeframe	Risk level	Management costs ³	Buy / Sell spread ³
Bendigo Defensive Index Fund	STL0031AU	30 Sept 2011	Half yearly	CPI + 1.5%	2 years +	Low	0.390% p.a.	+0.09%/-0.12%
Bendigo Conservative Index Fund	STL0032AU	30 Sept 2011	Half yearly	CPI + 2%	3 years +	Low to medium	0.410% p.a.	+0.10%/-0.10%
Bendigo Balanced Index Fund	STL0033AU	30 Sept 2011	Half yearly	CPI + 3%	4 years +	Medium	0.430% p.a.	+0.10%/-0.10%
Bendigo Growth Index Fund	STL0034AU	30 Sept 2011	Half yearly	CPI + 4%	5 years +	Medium to high	0.450% p.a.	+0.10%/-0.10%
Bendigo High Growth Index Fund	STL0035AU	30 Sept 2011	Half yearly	CPI + 5%	7 years +	High	0.460% p.a.	+0.10%/-0.10%

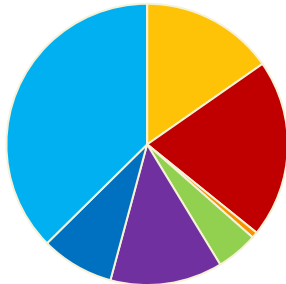
Asset allocation

Bendigo Defensive Index Fund



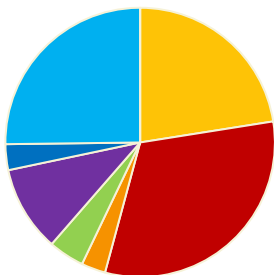
■ Aust Sh	8.6%
■ Int Sh	8.5%
■ Int Sh (Hedged)	0.7%
■ Property & Infra	2.9%
■ Cash	19.2%
■ Int FI	14.3%
■ Aust FI	45.8%
■ Alternative	0.0%

Bendigo Conservative Index Fund



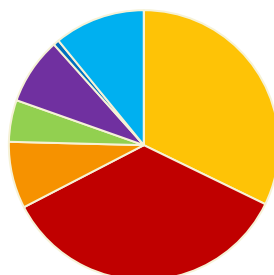
■ Aust Sh	15.3%
■ Int Sh	20.5%
■ Int Sh (Hedged)	0.7%
■ Property & Infra	4.8%
■ Cash	12.9%
■ Int FI	8.4%
■ Aust FI	37.4%
■ Alternative	0.0%

Bendigo Balanced Index Fund



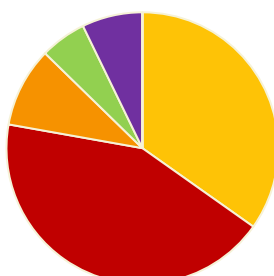
■ Aust Sh	22.5%
■ Int Sh	31.7%
■ Int Sh (Hedged)	2.9%
■ Property & Infra	4.3%
■ Cash	10.3%
■ Int FI	3.1%
■ Aust FI	25.2%
■ Alternative	0.0%

Bendigo Growth Index Fund



■ Aust Sh	32.2%
■ Int Sh	35.2%
■ Int Sh (Hedged)	8.0%
■ Property & Infra	5.0%
■ Cash	8.0%
■ Int FI	0.7%
■ Aust FI	10.9%
■ Alternative	0.0%

Bendigo High Growth Index Fund



■ Aust Sh	34.8%
■ Int Sh	43.0%
■ Int Sh (Hedged)	9.5%
■ Property & Infra	5.5%
■ Cash	7.2%
■ Int FI	0.0%
■ Aust FI	0.0%
■ Alternative	0.0%

Unit prices

as at 31 May 2021

Application price Withdrawal price

Bendigo Defensive Index Fund	\$1.19852	\$1.19600
Bendigo Conservative Index Fund	\$1.37710	\$1.37435
Bendigo Balanced Index Fund	\$1.55684	\$1.55373
Bendigo Growth Index Fund	\$1.76592	\$1.76240
Bendigo High Growth Index Fund	\$1.83888	\$1.83521

Make the most of your investment

You need \$50,000 to start an investment in one of our Bendigo Managed Wholesale Funds

► The power of compounding

Compounding can be a powerful tool in wealth creation. Reinvesting distributions can be one of the easiest and cheapest ways to increase your holdings over time. You're compounding your investment's growth by continually adding more units which, in turn, will generate distributions of their own.

Why not reinvest your half yearly distributions?

► The benefits of making it regular

Making regular contributions to your investment can both grow your investment and smooth the effects of market highs and lows.

Why not add a Regular Savings Plan to your investment? You can establish one from as little as \$50 per month.

You can also use BPAY® to add to your investment at any time with as little as \$100. See your statement for your BPAY reference number.

© Registered to BPAY Pty Ltd ABN 69 079 137 518

Do you have any questions?

For further information contact us on 1800 634 969 or visit www.sandhursttrustees.com.au

Performance commentary

Returns for the month ending May were strong across all risk profiles as every major asset class had positive returns. Inflation expectations rose over the month, while bond yields remained stable. This resulted in strong returns for the Funds allocation to gold and Australian inflation linked bonds. The Funds maintain a bias towards Australian equities given the large weighting to resource companies and banks, in which resources continue to be supported by strong global demand, and banks which are supported by strong credit growth.

Economic commentary

Strong corporate earnings, improving economic data and inflation normalising post COVID disruptions buoyed most major asset classes in the month of May. The push and pull between elevated inflation being transitory or structurally higher for longer has puzzled investors and as a result caused divergences in performance between longer and shorter duration asset classes.

Longer duration assets have underperformed relative to their peers as the market has doubted the steadfast stance of central bank officials that recent higher inflation prints are transitory in nature. Federal Reserve and RBA officials expect that CPI prints will normalise towards the end of the calendar year following the easing of disruptions to supply chains and low base effects of data rebounding from COVID lows.

Of all the major equity indices, Australian large capitalisation equities performed strongest in May (up 2.3%) given higher commodity prices which benefited resource stocks and improving operating conditions for financial companies such as the major banks. Global equities underperformed (up 1.0%) as the rotation into cyclical business continued in May, hurting growth sectors trading at elevated multiples which gave back some of their gains from earlier in the year.

Inflation data over the next couple months will be key in understanding the likely path of price rises and its impact on the business cycle. Fiscal and monetary conditions remain accommodative and will continue to support financial assets going forward. The investment team believes a balanced approach to building portfolios will ensure protection from heightened volatility in outcomes related to inflation and will continue to manage the portfolio with regard to changing market conditions.

Footnotes

1. Fund performance figures are calculated before tax and after fees and costs; using withdrawal prices and assumes distributions are reinvested. Past performance is not an indication of future performance.
2. Morningstar rates managed funds from one to five stars based on how well they've performed (after adjusting for risk) in comparison to similar funds. Within each Morningstar Category, the top 10% of funds receive five stars, the next 22.5% four stars, the middle 35% three stars, the next 22.5% two stars, and the bottom 10% receive one star. Funds are rated for up to three time periods - three, five, and 10 years - and these ratings are combined to produce an overall rating. Funds with less than three years of history are not rated. Ratings are objective, based entirely on a mathematical evaluation of past performance. They're a useful tool for identifying funds worthy of further research, but shouldn't be considered buy or sell recommendations.

Bendigo Defensive Index Fund received a 5-Star Overall Morningstar Rating™ out of 23 Multisector Conservative funds as of 31 May 2021. In the Morningstar Multisector Conservative Category, the Bendigo Defensive Index Fund 5 year return was ranked 1 out of 23 funds as of 31 May 2021. Source: www.morningstar.com.au/Funds/FundReport/19288

Bendigo Conservative Index Fund received a 5-Star Overall Morningstar Rating™ out of 119 Multisector Moderate funds as of 31 May 2021. In the Morningstar Multisector Moderate Category, the Bendigo Conservative Index Fund 5 year return was ranked 4 out of 114 funds as of 31 May 2021. Source: www.morningstar.com.au/Funds/FundReport/19289

Bendigo Balanced Index Fund received a 5-Star Overall Morningstar Rating™ out of 125 Multisector Balanced funds as of 31 May 2021. In the Morningstar Multisector Balanced Category, the Bendigo Balanced Index Fund 5 year return was ranked 7 out of 115 funds as of 31 May 2021. Source: www.morningstar.com.au/Funds/FundReport/19290

Bendigo Growth Index Fund received a 5-Star Overall Morningstar Rating™ out of 198 Multisector Growth funds as of 31 May 2021. In the Morningstar Multisector Growth Category, the Bendigo Growth Index Fund 5 year return was ranked 6 out of 191 funds as of 31 May 2021. Source: www.morningstar.com.au/Funds/FundReport/19291

Bendigo High Growth Index Fund received a 4-Star Overall Morningstar Rating™ out of 131 Multisector Aggressive funds as of 31 May 2021. In the Morningstar Multisector Aggressive Category, the Bendigo High Growth Index Fund 5 year return was ranked 23 out of 121 funds as of 31 May 2021. Source: www.morningstar.com.au/Funds/FundReport/19292

'Peer Comparison' performance refers to the performance of the relevant 'Morningstar Category' for the stated period. Investments are placed into Morningstar Categories based on their compositions and portfolio statistics so that investors can make meaningful comparisons. 'Morningstar Category Rank' is the Fund's performance rank relative to all funds in the same Morningstar Category.

© 2021 Morningstar, Inc. All rights reserved. Neither Morningstar, its affiliates, nor the content providers guarantee the data or content contained herein to be accurate, complete or timely nor will they have any liability for its use or distribution. Any general advice or 'regulated financial advice' under New Zealand law has been prepared by Morningstar Australasia Pty Ltd (ABN: 95 090 665 544, AFSL: 240892) and/or Morningstar Research Ltd, subsidiaries of Morningstar, Inc, without reference to your objectives, financial situation or needs. For more information refer to our Financial Services Guide (AU) or Financial Advice Provider Disclosure Statement (NZ) at www.morningstar.com.au/s/fsg.pdf and www.morningstar.com.au/s/fapds.pdf. You should consider the advice in light of these matters and if applicable, the relevant Product Disclosure Statement before making any decision to invest. Our publications, ratings and products should be viewed as an additional investment resource, not as your sole source of information. Past performance does not necessarily indicate a financial product's future performance. To obtain advice tailored to your situation, contact a professional financial adviser. The Morningstar Rating is an assessment of a fund's past performance – based on both return and risk – which shows how similar investments compare with their competitors. A high rating alone is insufficient basis for an investment decision.

3. Management costs are based on costs incurred by the Fund in the past financial year and may be different in the current and future financial years. Other fees and costs may apply. See the Product Disclosure Statement for full details.

The managed funds detailed in this update (individually referred to as 'Fund' or collectively as 'Funds') are issued by Sandhurst Trustees Limited (Sandhurst) ABN 16 004 030 737 AFSL 237906 a subsidiary of Bendigo and Adelaide Bank Limited (the Bank) ABN 11 068 049 178 AFSL 237879. Sandhurst and the Bank receive remuneration on the issue of the Funds or the service they provide, full details of which are contained in the relevant Product Disclosure Statement (PDS). Investments in the Funds are not deposits with, guaranteed by, or liabilities of the Bank or any of its related entities. Economic and outlook forecasts are not guaranteed to occur. Sandhurst has prepared this document based on information available to it. The information and opinions provided in this document have not been verified and Sandhurst has no obligation to notify you in the event that any information or opinions change. No representation is made to the fairness and accuracy of the information, opinions and conclusions contained in this document. This update is provided by Sandhurst and contains general advice only. Please consider your situation and read the relevant PDS available at www.sandhursttrustees.com.au/pds, any Bendigo Bank branch or by phoning 1800 634 969 before making an investment decision.

The information is current as at 31 May 2021 (unless stated otherwise) and is subject to change without notice.

Proudly part of



**Bendigo and
Adelaide Bank**