



Annual Report 2015

Acacia Ridge Financial
Services Limited

ABN 73 116 060 916

Acacia Ridge **Community Bank®** Branch

Contents

Chairman's report	2
Manager's report	4
Bendigo and Adelaide Bank report	6
Directors' report	8
Auditor's independence declaration	14
Financial statements	15
Notes to the financial statements	19
Directors' declaration	41
Independent audit report	42

Chairman's report

For year ending 30 June 2015

Welcome to the tenth Annual Report for the company for the financial year ending 30 June 2015.

Acacia Ridge **Community Bank**[®] Branch will celebrate its 10th birthday on 23 November 2015 and is continuing to provide a valuable banking service to Acacia Ridge and surrounding areas. The net profit after income tax for the year was \$32,914. The result was adversely impacted by the low economic growth in Australia and low interest rates with the consequent squeeze on margins. The company continues to have approximately 150 shareholders with a total shareholding of \$534,487.

The result for the year was driven by our Branch Manager Mark Coxhead, who joined us in September 2013. Mark was ably supported by Sandy, Di, Ang and Moana who is currently on maternity leave. Our branch staff has developed strong relationships with customers and community groups and give of their own time to contribute to community events.

There have been no changes to the Board of Directors during the year. Linda Beaumont continues as Company Secretary and Director and Amanda Harward remains as Treasurer and Director. Mark Ledwidge is the Chair of the Audit and Finance Committee and Earle Johnston is the Chair of the Marketing and Sponsorship Committee. Vicki Maguire and Jane Carlisle make valuable contributions as Directors and all seven Directors serve on various committees and attend community functions throughout the year. Our Administrative Assistant, Maris Dirx, provides valuable support to our Board. Maris assists in so many ways which goes above and beyond just taking the minutes.

Dividends to shareholders

The Directors will be considering the payment of a dividend following receipt of audited accounts for the year. The amount of any dividend will depend on a number of factors including profitability and cash flow. Dividends paid in past years were 4 cents per share in 2009, 5 cents per share in 2010, 6 cents per share in 2011, 8 cents per share in 2012 and 8 cents per share fully franked in 2013 and 2014. The cumulative dividends are 39 cents per share, or a total of \$208,450.

The company continues to have approximately 150 shareholders with a total shareholding of \$534,487.

Community investment

Our **Community Bank**[®] company has played a key role in supporting our community, returning more than \$550,000 to our local community organisations (and some further afield) since our opening in 2005.

These community grants and sponsorships have made a significant difference to a number of organisations including St Thomas More College, Acacia Ridge YMCA, PCYC Inala, Robertson Gymnastics Club, Australian Futsal Association and local schools. We look forward to continuing to support these groups and others as more people bank with us and we become more successful.

In addition, we have made available a total of \$19,000 to support four university scholarships and two bursaries for local students to assist them in furthering their education and to give back to their communities.

Our partner

The company is nearing the end of the term of its second Franchise Agreement and negotiations are continuing with Bendigo and Adelaide Bank to renew the Agreement for a further five years with two options of five years.

Bendigo and Adelaide Bank provides invaluable support to our company and we acknowledge the contribution of the State Manager and Regional Manager and other members of the team.


Chairman's report (continued)

The future

Our Manager Mark Coxhead has settled into his role and has made valuable contacts in the community. Whilst the economic environment has been slow, Mark continues to meet the needs of customers with a broad range of products. As stated on previous occasions, the more business the branch writes the greater the benefits to our community.

I encourage all our shareholders to attend the Annual General Meeting on Thursday 19 November 2015 and the 10th birthday celebrations which will follow. You will be able to meet your Directors and Branch staff.

I wish to thank my fellow Directors for their expertise and dedication over the year and also extend our thanks to our staff and customers for their continuing support.



Peter Henderson
Chairman

Manager's report

For year ending 30 June 2015

It is with great pleasure that I present to you the Manager's Report for the 2014/15 financial year.

It has been a year that has presented many opportunities and challenges in what is a very competitive market, and we should all be proud of the achievements made throughout the year.

During the past year we achieved a number of great outcomes including:

- We returned in excess of \$114,000 in profits to the local community including shareholder dividends.
- We were awarded 'Branch of the Month' – Brisbane Region in November.
- Following on from our first ever Community Forum in May 2014, we now have a dedicated working group, made up of like-minded community members, Board Directors and branch staff who continue to drive the key ideas and projects identified at the Community Forum forward to fruition.
- We continued to create stronger, deeper relationships with our customers by having relevant and meaningful discussions about how we can help our customers achieve their financial goals and aspirations.

A snapshot of our business as at 30 June 2015:

- 2,118 customers
- 1.796 products per customer
- \$76.2 million in total business.

With the support and efforts of our shareholders, Directors and staff we continue to make a real difference to both our customers and the local Acacia Ridge community.

This year has also seen a number of staff changes in our branch, with Lynne Kamp transferring to Bendigo's Jimboomba Service Centre in January, Ruby Fanolua transferring to Bendigo Bank Ipswich in April and Moana Joyce taking maternity leave in June.

This presented us with the opportunity to welcome into our branch Ang Smith, who was previously working with Bendigo Bank's Katherine **Community Bank**[®] Branch in the Northern Territory, and Di Kennedy, who has transferred down from Bendigo Bank's Mission Beach **Community Bank**[®] Branch in North Queensland. This is Di's second time working in our branch, having started with the Acacia Ridge **Community Bank**[®] Branch back in 2010.

I would also like to take this opportunity to thank the efforts of all our staff, including Lynne Kamp, Sandy Ernst, Ang Smith, Di Kennedy, Moana Joyce, Ruby Fanolua, Michelle Johnston and Paul Crowley.

Without their ongoing hard work, dedication and support, the branch would not have been able to achieve the successes of the past year.

I would also like to thank you, the shareholders, who have continued to show support and commitment to the Acacia Ridge **Community Bank**[®] Branch.

In addition, I would like to make special mention and thanks to our volunteer Directors – Chairman Peter Henderson and his team, who spend countless hours being advocates of your **Community Bank**[®] branch.

Without their unwavering support and effort of your **Community Bank**[®] branch, we would not have been able to achieve the great successes and results that we have since we commenced on 23 November 2005.

Manager's report (continued)

The year ahead:

The year ahead will certainly present many opportunities for us to continue to build and grow our business in the local Acacia Ridge community, and promote the great work that we do in helping our community become an even better place to live, work and play.

My goal is to lead and develop my team to help to help us grow the business, create stronger connections with our customers and local community by having meaningful and relevant discussions as to how we can help our customers achieve their financial goals and aspirations.

By helping our customers grow, we in turn also grow, which enables us to further help our local Acacia Ridge community grow and thrive.

I am committed to working closely with you all over the next year and beyond to help achieve these outcomes, and I look forward to the challenges and successes that are ahead of us.

Once again, my appreciation and thanks to you all for your continued dedication and support over the past 12 months.



Mark Coxhead
Branch Manager

Bendigo and Adelaide Bank report

For year ending 30 June 2015

In the 2015 financial year, the **Community Bank**[®] network opened its 310th branch and community contributions since the model's inception exceed \$130 million. Both of these achievements could not have been achieved without your ongoing support as a shareholder, customer and advocate of what is a truly unique way of banking for the benefit of your local community.

Local communities continue to embrace the **Community Bank**[®] model, a banking movement founded on the simple belief that successful customers and successful communities create a successful bank.

Seventeen years later communities are still approaching us and the model is as robust and relevant as ever, however a review of what we were doing, why and how we could do it better was timely.

During an 18 month period the Bank, in partnership with the **Community Bank**[®] network, undertook a comprehensive review of the **Community Bank**[®] model. Project Horizon was the largest single engagement process ever undertaken by our organisation.

As a result, a focus for the next 18 months will be the implementation of 64 recommendations. What was overwhelmingly obvious is that our **Community Bank**[®] network, and our Bank, care deeply about what has been developed and in what the future holds for the network.

In the early days of **Community Bank**[®] development, the **Community Bank**[®] model was seen as a way to restore branch banking services to rural towns, regional cities and metropolitan suburbs after the last of the banks closed their doors.

Today, although the focus is still about providing banking services, there is perhaps an even greater interest in the way in which the model creates a successful community enterprise used to effectively, and sustainably, build community capacity.

In October 2014, we welcomed **Community Bank**[®] branches in Bacchus Marsh, Kilmore, Maffra, Kwinana and Nubeena. All of these branches join a strong and mature banking network where valued partnerships enhance banking services, taking the profits their banking business generates and reinvesting that funding into initiatives to ultimately strengthen their community.

Following consultation with local residents and business owners responding to other banks reducing their branch presence, Aldinga Beach **Community Bank**[®] Branch opened the Willunga Customer Service Centre in April 2015, providing a full banking service to local people five days a week.

The **Community Bank**[®] model is a great example of shared value and was centre stage at an international Shared Value conference in the United States earlier this year.

Funding generated by **Community Bank**[®] branches support projects that make a difference to a community. But no matter how big or small the place people call home, the **Community Bank**[®] network recognises that when they act as one, powered by the good that money can bring, bigger things can happen for local towns, regions and states.

In WA, a \$125,000 commitment to Ronald McDonald House by Collie & Districts **Community Bank**[®] Branch resulted in a further \$125,000 from 21 branches (both community and company owned) in the state.

In QLD, Longreach farming families are now feeding their stock thanks to a dedicated Rotary Club and financial contributions from 16 **Community Bank**[®] (and company) branches.

Across regional and rural NSW, young people are today better drivers thanks to a driver education program supported by **Community Bank**[®] branches and across Australia, 58 young people headed off to their first year of university with the help of a **Community Bank**[®] scholarship.

Bendigo and Adelaide Bank report (continued)

Interest in the **Community Bank**[®] model remains strong, with 20 **Community Bank**[®] sites currently in development and a further six **Community Bank**[®] branches expected to open nationally during the next 12 months.

The network's steady expansion demonstrates the strength and relevance of a banking model where the desire to support the financial needs of customers is equalled by the desire to support the community with the good that money can bring.

By the end of the financial year 2014/15 the **Community Bank**[®] network achieved the following:

- Returns to community – over \$130 million since the model's inception
- **Community Bank**[®] branches – 310
- **Community Bank**[®] branch staff – more than 1,500
- **Community Bank**[®] company Directors – 1,946
- Banking business – \$28.79 billion
- Customers – 699,000
- Shareholders – 74,393
- Dividends paid to shareholders since inception – \$38.6 million

The communities we partner with also have access to the Bank's extensive range of other community building solutions including Community Enterprise Foundation™ (philanthropic arm), Community Sector Banking (banking service for not-for-profit organisations), Generation Green™ (environment and sustainability initiative), Community Telco[®] Australia (telecommunications solution), tertiary education scholarships and community enterprises that provide **Community Bank**[®] companies with further development options.

In Bendigo and Adelaide Bank, your **Community Bank**[®] company has a committed and strong partner and over the last financial year our company has continued its solid performance. Our Bank continues to be rated at least "A-" by Standard & Poor's, Moody's and Fitch in recognition of its strong performance in the face of what continues to be a challenging economic environment.

Our **Community Bank**[®] partners played an integral role in the Bank's involvement in the Financial Systems Inquiry, lobbying their local Federal Government representatives and calling for a level playing field.

Recent APRA announcements regarding changes to risk weights on mortgages will positively impact our Bank – providing customers with a level playing field by giving them more choice from a wider variety of financial providers.

Thanks to the efforts of our people, our peers and **Community Bank**[®] partners, we're starting to see the benefits. In continuing to take a collaborative approach, we act as one network driving positive outcomes for all Australians.

As **Community Bank**[®] company shareholders you are part of a unique banking movement.

The model offers an alternative way to think about banking and the role banks play in modern society, and because of your support there really is no limit to what can be achieved for local people and the communities in which you live.

Thank you for your ongoing support of your local **Community Bank**[®] branch.



Robert Musgrove
Executive Community Engagement

Directors' report

For the financial year ended 30 June 2015

Your directors submit the financial statements of the company for the financial year ended 30 June 2015.

Directors

The names and details of the company's directors who held office during or since the end of the financial year:

Peter Geoffrey Henderson

Chairman

Occupation: Company Director

Qualifications, experience and expertise: Involved in banking, finance and accounting since 1962. Small business owner for 21 years. Holds a Bachelor of Business degree, as well as Graduate Diplomas in Finance & Investment and Management. Current Director of Drug Awareness & Relief Foundation Australia.

Special responsibilities: Member of Marketing & Sponsorship Committee and Audit & Finance Committee and Business Development Committee.

Interest in shares: 30,001

Amanda Lee Harward

Treasurer

Occupation: Chartered Accountant

Qualifications, experience and expertise: Amanda is a Chartered Accountant and director of a local accounting firm. She holds a Bachelor of Commerce/ Bachelor of Business (Management) from the University of Queensland. She is a registered tax agent with over 15 years' experience in assisting small business clients with their accounting, business and taxation needs.

Special responsibilities: Member of Audit & Finance Committee.

Interest in shares: 10,000

Linda Anne Beaumont

Secretary

Occupation: Pharmacist

Qualifications, experience and expertise: Linda holds a Bachelor of Pharmacy and a Grad dip in Medication Management. She has worked as a registered Pharmacist for 36 years. Linda is a partner in a local Pharmacy and continues to perform home medicine reviews in Acacia Ridge. Linda has been involved in softball for over 25 years including serving as treasurer of South Brisbane Softball Association for 2 years.

Special responsibilities: Member of the Marketing and Sponsorship Committee.

Interest in shares: 7,501

Victoria Louise Maguire

Director

Occupation: Company Director

Qualifications, experience and expertise: Involved in small businesses since 1982. Holds a MA in Psychology from University of Sydney. Chairman of Elizabeth Street Shopping Centre Body Corporate.

Special responsibilities: Business Development Committee Chairman.

Interest in shares: 50,001

Directors' report (continued)

Directors (continued)

Earle Alexander Johnston

Director

Occupation: Development Manager

Qualifications, experience and expertise: Earle is a fundraising professional and has worked for The Salvation Army since 2012. His previous roles were as Fundraising Manager at 96.5 Family Radio for 2 years and was also a Senior Business Analyst at Telstra for 12 years. Earle is an elected member of the QUT Alumni Board and his previous directorships have been in community radio and education. He is a member of AICD and Fundraising Institute Australia and his most recent qualification is a Master of Business (Philanthropy and Non Profit Studies) from QUT.

Special responsibilities: Chairman of the Marketing & Sponsorship Committee.

Interest in shares: 400

Mark Ledwidge

Director

Occupation: Optometrist

Qualifications, experience and expertise: Small business owner for 30 years. Holds a Bachelor in Optometry from Queensland University of Technology and is Treasurer of the Rotary Club of Archerfield.

Special responsibilities: Chairman of the Audit & Finance Committee.

Interest in shares: 10,001

Jane Baxter Carlisle

Director

Occupation: Consultant

Qualifications, experience and expertise: Jane has an Associate Diploma in Clinical Laboratory Techniques and a Grad Dip in Health Administration and Information Systems with over 20 years' experience working in senior Queensland Health roles with significant experience engaging and partnering with: community groups; non-government organisations; advocacy groups; and all levels of Government to successfully deliver health service improvements. These roles included team leader, project manager, director and governance roles in whole-of-Government and Department wide executive level committees in: Pathology and Scientific Services; Risk and Audit; Patient Safety; Human Resources; and Disaster Response.

Special responsibilities: Member of the Marketing and Sponsorship Committee and the Audit & Finance Committee.

Interest in shares: 500

Directors were in office for this entire year unless otherwise stated.

No directors have material interests in contracts or proposed contracts with the company.

Company Secretary

The company secretary is Linda Anne Beaumont. Linda was appointed to the position of secretary on 1 January 2014.

Linda has worked as a community pharmacist for over 30 years, 14 of those in Acacia Ridge. Holds a Bachelor in Pharmacy from the University of Queensland. Served as treasurer of South Brisbane Softball Association Ltd for 2 years. Also involved with other community organisations.

Principal Activities

The principal activities of the company during the financial year were facilitating **Community Bank**[®] services under management rights to operate a franchised branch of Bendigo and Adelaide Bank Limited.

There have been no significant changes in the nature of these activities during the year.

Directors' report (continued)

Operating results

Operations have continued to perform in line with expectations. The profit of the company for the financial year after provision for income tax was:

Year ended 30 June 2015 \$	Year ended 30 June 2014 \$
32,914	60,746

Remuneration report

Directors' remuneration

For the year ended 30 June 2015 the directors received total remuneration including superannuation, as follows:

	\$
Peter Geoffrey Henderson	3,600
Amanda Lee Harward	2,400
Linda Anne Beaumont	2,400
Victoria Louise Maguire	2,400
Earle Alexander Johnston	2,400
Mark Ledwidge	2,400
Jane Baxter Carlisle	1,029
	16,629

There are no employees who are directly accountable and have responsibility for the strategic direction and operational management of the entity.

There are therefore no specified Executives whose remuneration requires disclosure.

Transactions with directors

	2015 \$	2014 \$
Victoria Maguire is a Director of J L Lander Pty Ltd, J L Lander Pty Ltd own the premises occupied by the bank.	69,909	62,029
Peter Henderson and Amanda Harward are both Directors at Accounting Intelligence Pty Ltd, Acacia Ridge Financial Services Limited Used the services of Accounting Intelligence Pty Ltd during the financial year.	6,463	5,566
Peter Henderson provided consulting services to the bank during the financial year.	1,889	2,687
Earle Johnston provided consulting services to the bank during the financial year.	2,580	2,688
Linda Beaumont provided consulting services to the bank during the financial year.	957	-

Directors' report (continued)

Remuneration report (continued)

Directors' shareholdings

	Balance at start of the year	Changes during the year	Balance at end of the year
Peter Geoffrey Henderson	30,001	-	30,001
Amanda Lee Harward	10,000	-	10,000
Linda Anne Beaumont	7,501	-	7,501
Victoria Louise Maguire	50,001	-	50,001
Earle Alexander Johnston	400	-	400
Mark Ledwidge	10,001	-	10,001
Jane Baxter Carlisle	500	-	500

Dividends

	Year ended 30 June 2015	
	Cents	\$
Dividends paid in the year:	8	42,759

Significant changes in the state of affairs

In the opinion of the directors there were no significant changes in the state of affairs of the company that occurred during the financial year under review not otherwise disclosed in this report or the financial statements.

Events since the end of the financial year

There are no matters or circumstances that have arisen since the end of the financial year that have significantly affected or may significantly affect the operations of the company the results of those operations or the state of affairs of the company, in future years.

Likely developments

The company will continue its policy of facilitating banking services to the community.

Environmental regulation

The company is not subject to any significant environmental regulation.

Indemnification and insurance of directors and officers

The company has indemnified all directors and the manager in respect of liabilities to other persons (other than the company or related body corporate) that may arise from their position as directors or manager of the company except where the liability arises out of conduct involving the lack of good faith.

Disclosure of the nature of the liability and the amount of the premium is prohibited by the confidentiality clause of the contract of insurance. The company has not provided any insurance for an auditor of the company or a related body corporate.

Directors' report (continued)

Directors' meetings

The number of directors' meetings attended by each of the directors of the company during the year were:

	Board Meetings Attended		Audit & Finance Sub Committee		Marketing & Sponsorship		Business Development Sub Committee	
	Eligible	Attended	Eligible	Attended	Eligible	Attended	Eligible	Attended
Peter Geoffrey Henderson	11	11	10	9	9	9	5	5
Amanda Lee Harward	11	10	10	10	-	-	-	-
Linda Anne Beaumont	11	11	-	-	9	9	-	-
Victoria Louise Maguire	11	11	-	-	-	-	5	5
Earle Alexander Johnston	11	10	-	-	9	9	-	-
Mark Ledwidge	11	8	10	9	-	-	-	-
Jane Baxter Carlisle	11	11	10	8	9	8	-	-

Proceedings on behalf of the company

No person has applied to the Court under section 237 of the Corporations Act 2001 for leave to bring proceedings on behalf of the company, or to intervene in any proceedings to which the company is a party, for the purpose of taking responsibility on behalf of the company for all or part of those proceedings.

No proceedings have been brought or intervened in on behalf of the company with leave of the Court under section 237 of the Corporations Act 2001.

Non audit services

The company may decide to employ the auditor on assignments additional to their statutory duties where the auditor's expertise and experience with the company are important. Details of the amounts paid or payable to the auditor (Andrew Frewin Stewart) for audit and non audit services provided during the year are set out in the notes to the accounts.

The board of directors has considered the position, in accordance with the advice received from the audit & finance committee and is satisfied that the provision of the non-audit services is compatible with the general standard of independence for auditors imposed by the Corporations Act 2001.

The directors are satisfied that the provision of non-audit services by the auditor, as set out in the notes did not compromise the auditor independence requirements of the Corporations Act 2001 for the following reasons:


- all non-audit services have been reviewed by the audit & finance committee to ensure they do not impact on the impartiality and objectivity of the auditor
- none of the services undermine the general principles relating to auditor independence as set out in APES 110 Code of Ethics for Professional Accountants, including reviewing or auditing the auditor's own work, acting in a management or a decision-making capacity for the company, acting as advocate for the company or jointly sharing economic risk and rewards.

Directors' report (continued)

Auditor's independence declaration

A copy of the auditor's independence declaration as required under section 307C of the Corporations Act 2001 is set out on page 14.

Signed in accordance with a resolution of the board of directors at Acacia Ridge, Queensland on 16 September 2015.



Peter Geoffrey Henderson,
Chairman

Auditor's independence declaration



Lead auditor's independence declaration under section 307C of the *Corporations Act 2001* to the directors of Acacia Ridge Financial Services Limited

As lead auditor for the audit of Acacia Ridge Financial Services Limited for the year ended 30 June 2015, I declare that, to the best of my knowledge and belief, there have been:

- i) no contraventions of the auditor independence requirements of the *Corporations Act 2001* in relation to the audit; and
- ii) no contraventions of any applicable code of professional conduct in relation to the audit.

A handwritten signature in black ink, appearing to read 'Andrew Frewin Stewart'.

Andrew Frewin Stewart
61 Bull Street, Bendigo Vic 3550

A handwritten signature in black ink, appearing to read 'David Hutchings'.

David Hutchings
Lead Auditor

Dated: 16 September 2015

Liability limited by a scheme approved under Professional Standards Legislation. ABRN 51 061 795 337.

P: (03) 5443 0344 | F: (03) 5443 5304 | 61-65 Bull St./PO Box 454 Bendigo Vic. 3552 | afs@afsbendigo.com.au | www.afsbendigo.com.au

TAXATION • AUDIT • BUSINESS SERVICES • FINANCIAL PLANNING

Financial statements

Statement of Profit or Loss and Other Comprehensive Income for the year ended 30 June 2015

	Note	2015 \$	2014 \$
Revenue from ordinary activities	4	693,163	828,985
Employee benefits expense		(321,856)	(334,798)
Charitable donations, sponsorship, advertising and promotion		(71,280)	(169,398)
Occupancy and associated costs		(85,320)	(90,378)
Systems costs		(16,463)	(16,794)
Depreciation and amortisation expense	5	(21,907)	(22,385)
Finance costs	5	(53)	(14)
General administration expenses		(129,204)	(108,356)
Profit before income tax expense		47,080	86,862
Income tax expense	6	(14,166)	(26,116)
Profit after income tax expense		32,914	60,746
Total comprehensive income for the year		32,914	60,746
Earnings per share for profit attributable to the ordinary shareholders of the company:			
		¢	¢
Basic earnings per share	20	6.16	11.37

The accompanying notes form part of these financial statements.

Financial statements (continued)

Balance Sheet as at 30 June 2015

	Note	2015 \$	2014 \$
ASSETS			
Current Assets			
Cash and cash equivalents	7	360,831	351,011
Trade and other receivables	8	31,869	38,936
Current tax asset	11	-	26
Total Current Assets		392,700	389,973
Non-Current Assets			
Property, plant and equipment	9	76,272	84,294
Intangible assets	10	5,553	19,438
Deferred tax asset	11	290	-
Total Non-Current Assets		82,115	103,732
Total Assets		474,815	493,705
LIABILITIES			
Current Liabilities			
Trade and other payables	12	13,662	22,499
Current tax liabilities	11	847	-
Total Current Liabilities		14,509	22,499
Non-Current Liabilities			
Deferred tax liabilities	11	-	1,055
Total Non-Current Liabilities		-	1,055
Total Liabilities		14,509	23,554
Net Assets		460,306	470,151
Equity			
Issued capital	13	512,373	512,373
Accumulated losses	14	(52,067)	(42,222)
Total Equity		460,306	470,151

The accompanying notes form part of these financial statements.

Financial statements (continued)

Statement of Changes in Equity for the year ended 30 June 2015

	Issued capital \$	Accumulated losses \$	Total equity \$
Balance at 1 July 2013	512,373	(60,209)	452,164
Total comprehensive income for the year	-	60,746	60,746
Transactions with owners in their capacity as owners:			
Shares issued during period	-	-	-
Costs of issuing shares	-	-	-
Dividends provided for or paid	-	(42,759)	(42,759)
Balance at 30 June 2014	512,373	(42,222)	470,151
Balance at 1 July 2014	512,373	(42,222)	470,151
Total comprehensive income for the year	-	32,914	32,914
Transactions with owners in their capacity as owners:			
Shares issued during period	-	-	-
Costs of issuing shares	-	-	-
Dividends provided for or paid	-	(42,759)	(42,759)
Balance at 30 June 2015	512,373	(52,067)	460,306

The accompanying notes form part of these financial statements.

Financial statements (continued)

Statement of Cash Flows for the year ended 30 June 2015

	Note	2015 \$	2014 \$
Cash flows from operating activities			
Receipts from customers		759,736	913,844
Payments to suppliers and employees		(704,454)	(817,155)
Interest received		11,988	13,541
Interest paid		(53)	(14)
Income taxes paid		(14,638)	(21,607)
Net cash provided by operating activities	15	52,579	88,609
Cash flows from investing activities			
Payments for property, plant and equipment		-	(12,855)
Net cash provided by/(used in) investing activities		-	(12,855)
Cash flows from financing activities			
Dividends paid		(42,759)	(42,759)
Net cash provided by/(used in) financing activities		(42,759)	(42,759)
Net increase in cash held		9,820	32,995
Cash and cash equivalents at the beginning of the financial year		351,011	318,016
Cash and cash equivalents at the end of the financial year	7(a)	360,831	351,011

The accompanying notes form part of these financial statements.

Notes to the financial statements

For year ended 30 June 2015

Note 1. Summary of significant accounting policies

a) Basis of preparation

These general purpose financial statements have been prepared in accordance with Australian Accounting Standards and Interpretations issued by the Australian Accounting Standard Boards and the Corporations Act 2001. The company is a for-profit entity for the purpose of preparing the financial statements.

Compliance with IFRS

These financial statements and notes comply with International Financial Reporting Standards (IFRS) as issued by the International Accounting Standards Board (IASB).

Critical accounting estimates

The preparation of the financial statements requires the use of certain critical accounting estimates. It also requires management to exercise its judgement in the process of applying the company's accounting policies. These areas involving a higher degree of judgement or complexities, or areas where assumptions and estimates are significant to the financial statements are disclosed in note 3.

Historical cost convention

The financial statements have been prepared under the historical cost convention on an accruals basis as modified by the revaluation of financial assets and liabilities at fair value through profit or loss and where stated, current valuations of non-current assets. Cost is based on the fair values of the consideration given in exchange for assets.

Comparative figures

Where required by Australian Accounting Standards comparative figures have been adjusted to conform with changes in presentation for the current financial year.

Application of new and amended accounting standards

The following amendments to accounting standards and a new interpretation issued by the Australian Accounting Standards Board (AASB) became mandatorily effective for accounting periods beginning on or after 1 July 2014, and are therefore relevant for the current financial year.

- AASB 2012-3 Amendments to Australian Accounting Standards (AASB 132) – Offsetting Financial Assets and Financial Liabilities.
- AASB 2013-3 Amendments to AASB 136 – Recoverable Amount Disclosures for Non-Financial Assets.
- AASB 2013-4 Amendments to Australian Accounting Standards (AASB 139) – Novation of Derivatives and Continuation of Hedge Accounting.
- AASB 2013-5 Amendments to Australian Accounting Standards (AASB 10) – Investment Entities.
- AASB 2014-1 Amendments to Australian Accounting Standards (Part A: Annual Improvements 2010-2012 and 2011-2013 Cycles).
- AASB 2014-1 Amendments to Australian Accounting Standards (Part B: Defined Benefit Plans: Employee Contributions Amendments to AASB 119).

Notes to the financial statements (continued)

Note 1. Summary of significant accounting policies (continued)

a) Basis of preparation (continued)

Application of new and amended accounting standards (continued)

- Interpretation 21 Levies.
- AASB 1031 Materiality, AASB 2013-9 Amendments to Australian Accounting Standards – Conceptual Framework, Materiality and Financial Instruments (Part B: Materiality), AASB 2014-1 Amendments to Australian Accounting Standards (Part C: Materiality).

None of the amendments to accounting standards or the new interpretation issued by the Australian Accounting Standards Board (AASB) that became mandatorily effective for accounting periods beginning on or after 1 July 2014, materially affected any of the amounts recognised in the current period or any prior period and are not likely to affect future periods.

The following accounting standards and interpretations issued by the Australian Accounting Standards Board (AASB) become effective in future accounting periods.

	Effective for annual reporting periods beginning on or after
AASB 9 Financial Instruments, and the relevant amending standards.	1 January 2018
AASB 15 Revenue from Contracts with Customers and AASB 2014-5 Amendments to Australian Accounting Standards arising from AASB 15.	1 January 2017
AASB 2014-3 Amendments to Australian Accounting Standards – Accounting for Acquisitions of Interests in Joint Operations.	1 January 2016
AASB 2014-4 Amendments to Australian Accounting Standards – Clarification of Acceptable Methods of Depreciation and Amortisation.	1 January 2016
AASB 2014-6 Amendments to Australian Accounting Standards – Agriculture: Bearer Plants.	1 January 2016
AASB 2014-9 Amendments to Australian Accounting Standards – Equity Method in Separate Financial Statements.	1 January 2016
AASB 2014-10 Amendments to Australian Accounting Standards – Sale or Contribution of Assets between an Investor and its Associate or Joint Venture.	1 January 2016
AASB 2015-1 Amendments to Australian Accounting Standards – Annual Improvements to Australian Accounting Standards 2012-2014 Cycle.	1 January 2016
AASB 2015-2 Amendments to Australian Accounting Standards – Disclosure Initiative: Amendments to AASB 101.	1 January 2016
AASB 2015-3 Amendments to Australian Accounting Standards arising from the Withdrawal of AASB 1031 Materiality.	1 July 2015
AASB 2015-4 Amendments to Australian Accounting Standards – Financial Reporting Requirements for Australian Groups with a Foreign Parent.	1 July 2015
AASB 2015-5 Amendments to Australian Accounting Standards – Investment Entities: Applying the Consolidation Exception.	1 January 2016

Notes to the financial statements (continued)

Note 1. Summary of significant accounting policies (continued)

a) Basis of preparation (continued)

Application of new and amended accounting standards (continued)

The company has not elected to apply any accounting standards or interpretations before their mandatory operative date for the annual reporting period beginning 1 July 2014. Therefore the abovementioned accounting standards or interpretations have no impact on amounts recognised in the current period or any prior period.

Economic dependency - Bendigo and Adelaide Bank Limited

The company has entered into a franchise agreement with Bendigo and Adelaide Bank Limited that governs the management of the **Community Bank**[®] branch at Acacia Ridge, Queensland.

The branch operates as a franchise of Bendigo and Adelaide Bank Limited, using the name “Bendigo Bank” and the logo and system of operations of Bendigo and Adelaide Bank Limited. The company manages the **Community Bank**[®] branch on behalf of Bendigo and Adelaide Bank Limited, however all transactions with customers conducted through the **Community Bank**[®] branch are effectively conducted between the customers and Bendigo and Adelaide Bank Limited.

All deposits are made with Bendigo and Adelaide Bank Limited, and all personal and investment products are products of Bendigo and Adelaide Bank Limited, with the company facilitating the provision of those products. All loans, leases or hire purchase transactions, issues of new credit or debit cards, temporary or bridging finance and any other transaction that involves creating a new debt, or increasing or changing the terms of an existing debt owed to Bendigo and Adelaide Bank Limited, must be approved by Bendigo and Adelaide Bank Limited. All credit transactions are made with Bendigo and Adelaide Bank Limited, and all credit products are products of Bendigo and Adelaide Bank Limited.

The company promotes and sells the products and services, but is not a party to the transaction.

The credit risk (i.e. the risk that a customer will not make repayments) is for the relevant Bendigo and Adelaide Limited entity to bear as long as the company has complied with the appropriate procedures and relevant obligations and has not exercised a discretion in granting or extending credit.

Bendigo and Adelaide Bank Limited provides significant assistance in establishing and maintaining the **Community Bank**[®] branch franchise operations. It also continues to provide ongoing management and operational support and other assistance and guidance in relation to all aspects of the franchise operation, including advice in relation to:

- advice and assistance in relation to the design, layout and fit out of the **Community Bank**[®] branch
- training for the branch manager and other employees in banking, management systems and interface protocol
- methods and procedures for the sale of products and provision of services
- security and cash logistic controls
- calculation of company revenue and payment of many operating and administrative expenses
- the formulation and implementation of advertising and promotional programs
- sales techniques and proper customer relations.

The following is a summary of the material accounting policies adopted by the company in the preparation of the financial statements. The accounting policies have been consistently applied, unless otherwise stated.

Notes to the financial statements (continued)

Note 1. Summary of significant accounting policies (continued)

b) Revenue

Revenue is recognised when the amount of revenue can be reliably measured, it is probable that future economic benefits will flow to the company and any specific criteria have been met. Interest and fee revenue is recognised when earned. The gain or loss on disposal of property, plant and equipment is recognised on a net basis and is classified as income rather than revenue. All revenue is stated net of the amount of Goods and Services Tax (GST).

Revenue calculation

Over the period from September 2013 to February 2015, Bendigo and Adelaide Bank Limited conducted a review of the **Community Bank**[®] model, known as 'Project Horizon'. This was conducted in consultation with the **Community Bank**[®] network. The objective of the review was to develop a shared vision of the **Community Bank**[®] model that positions it for success now and for the future.

The outcome of that review is that the fundamental franchise model and community participation remain unchanged. Changes to be implemented over a three year period reflect a number of themes, including a culture of innovation, agility and flexibility, network collaboration, director and staff development and a sustainable financial model. This will include changes to the financial return for **Community Bank**[®] companies from 1 July 2016. A funds transfer pricing model will be used for the method of calculation of the cost of funds, deposit return and margin. All revenue paid on core banking products will be through margin share. Margin on core banking products will be shared on a 50/50 basis.

The franchise agreement provides that three forms of revenue may be earned by the company – margin, commission and fee income. Bendigo and Adelaide Bank Limited decides the form of revenue the company earns on different types of products and services.

The revenue earned by the company is dependent on the business that it generates. It may also be affected by other factors, such as economic and local conditions, for example, interest rates.

Core banking products

Bendigo and Adelaide Bank Limited has identified some Bendigo Bank Group products and services as 'core banking products'. It may change the products and services which are identified as core banking products by giving the company at least 30 days' notice. Core banking products currently include Bendigo Bank branded home loans, term deposits and at call deposits.

Margin

Margin is arrived at through the following calculation:

- Interest paid by customers on loans less interest paid to customers on deposits,
- plus any deposit returns i.e. interest return applied by Bendigo and Adelaide Bank Limited for a deposit,
- minus any costs of funds i.e. interest applied by Bendigo and Adelaide Bank Limited to fund a loan.

Note: In very simplified terms, currently, deposit return means the interest Bendigo and Adelaide Bank Limited gets when it invests the money the customer deposits with it. The cost of funds means the interest Bendigo and Adelaide Bank Limited pays when it borrows the money to give a customer a loan. From 1 July 2016, both will mean the cost for Bendigo and Adelaide Bank Limited to borrow the money in the market.

Products and services on which margin is paid include variable rate deposits and variable rate home loans. From 1 July 2016, examples include Bendigo Bank branded at call deposits, term deposits and home loans.

Notes to the financial statements (continued)

Note 1. Summary of significant accounting policies (continued)

b) Revenue (continued)

Margin (continued)

For those products and services on which margin is paid, the company is entitled to a share of the margin earned by Bendigo and Adelaide Bank Limited (i.e. income adjusted for Bendigo and Adelaide Bank Limited's interest expense and interest income return). However, if this reflects a loss, the company incurs a share of that loss.

Commission

Commission is a fee paid for products and services sold. It may be paid on the initial sale or on an ongoing basis. Commission is payable on the sale of an insurance product such as home contents. Examples of products and services on which ongoing commissions are paid include leasing and Sandhurst Trustees Limited products. This currently also includes Bendigo Bank branded fixed rate home loans and term deposits of more than 90 days, but these will become margin products from 1 July 2016.

Fee income

Fee income is a share of what is commonly referred to as 'bank fees and charges' charged to customers by Bendigo Bank Group entities including fees for loan applications and account transactions.

Ability to change financial return

Under the franchise agreement, Bendigo and Adelaide Bank Limited may change the form and amount of financial return that the company receives. The reasons it may make a change include changes in industry or economic conditions or changes in the way Bendigo and Adelaide Bank Limited earns revenue.

The change may be to the method of calculation of margin, the amount of margin, commission and fee income or a change of a margin to a commission or vice versa. This may affect the amount of revenue the company receives on a particular product or service. The effect of the change on the revenue earned by the company is entirely dependent on the change.

The change may be to the method of calculation of margin, the amount of margin, commission and fee income or a change of a margin to a commission or vice versa. This may affect the amount of revenue the company receives on a particular product or service. The effect of the change on the revenue earned by the company is entirely dependent on the change.

If Bendigo and Adelaide Bank Limited makes a change to the margin or commission on core banking products and services, it must not reduce the margin and commission the company receives on core banking products and services Bendigo and Adelaide Bank Limited attributes to the company to less than 50% (on an aggregate basis) of Bendigo and Adelaide Bank Limited's margin at that time. For other products and services, there is no restriction on the change Bendigo and Adelaide Bank Limited may make.

Bendigo and Adelaide Bank Limited must give the company 30 days' notice before it changes the products and services on which margin, commission or fee income is paid, the method of calculation of margin and the amount of margin, commission or fee income.

Monitoring and changing financial return

Bendigo and Adelaide Bank Limited monitors the distribution of financial return between **Community Bank®** companies and Bendigo and Adelaide Bank Limited on an ongoing basis.

Overall, Bendigo and Adelaide Bank Limited has made it clear that the **Community Bank®** model is based on the principle of shared reward for shared effort. In particular, in relation to core banking products and services, the aim is to achieve an equal share of Bendigo and Adelaide Bank Limited's margin.

Notes to the financial statements (continued)

Note 1. Summary of significant accounting policies (continued)

b) Revenue (continued)

Monitoring and changing financial return (continued)

As discussed above in relation to Project Horizon, among other things, there will be changes in the financial return for **Community Bank**[®] companies from 1 July 2016. This includes 50% share of margin on core banking products, all core banking products become margin products and a funds transfer pricing model will be used for the method of calculation of the cost of funds, deposit return and margin.

c) Income tax

Current tax

Current tax is calculated by reference to the amount of income taxes payable or recoverable in respect of the taxable profit or loss for the period. It is calculated using tax rates and tax laws that have been enacted or substantively enacted by reporting date. Current tax for current and prior periods is recognised as a liability (or asset) to the extent that it is unpaid (or refundable).

Deferred tax

Deferred tax is accounted for using the balance sheet liability method on temporary differences arising from differences between the carrying amount of assets and liabilities in the financial statements and the corresponding tax base of those items.

In principle, deferred tax liabilities are recognised for all taxable temporary differences. Deferred tax assets are recognised to the extent that it is probable that sufficient taxable amounts will be available against which deductible temporary differences or unused tax losses and tax offsets can be utilised. However, deferred tax assets and liabilities are not recognised if the temporary differences giving rise to them arise from the initial recognition of assets and liabilities (other than as a result of a business combination) which affects neither taxable income nor accounting profit. Furthermore, a deferred tax liability is not recognised in relation to taxable temporary differences arising from goodwill.

Deferred tax assets and liabilities are measured at the tax rates that are expected to apply to the period(s) when the asset and liability giving rise to them are realised or settled, based on tax rates (and tax laws) that have been enacted or substantively enacted by reporting date. The measurement of deferred tax liabilities reflects the tax consequences that would follow from the manner in which the consolidated entity expects, at the reporting date, to recover or settle the carrying amount of its assets and liabilities.

Deferred tax assets and liabilities are offset when there is a legally enforceable right to offset current tax and when the balances relate to taxes levied by the same taxation authority and the company entity intends to settle its tax assets and liabilities on a net basis.

Current and deferred tax for the period

Current and deferred tax is recognised as an expense or income in the Statement of Profit or Loss and Other Comprehensive Income, except when it relates to items credited or debited to equity, in which case the deferred tax is also recognised directly in equity, or where it arises from initial accounting for a business combination, in which case it is taken into account in the determination of goodwill or excess.

Notes to the financial statements (continued)

Note 1. Summary of significant accounting policies (continued)

d) Employee entitlements

Provision is made for the company's liability for employee benefits arising from services rendered by employees to balance date. Employee benefits that are expected to be settled within one year have been measured at the amounts expected to be paid when the liability is settled, plus related on-costs. Employee benefits payable later than one year have been measured at the present value of the estimated future cash outflows to be made for those benefits.

The company contributes to a defined contribution plan. Contributions to employee superannuation funds are charged against income as incurred.

e) Cash and cash equivalents

For the purposes of the Statement of Cash Flows, cash includes cash on hand and in banks and investments in money market instruments, net of outstanding bank overdrafts. Bank overdrafts are shown within borrowings in current liabilities on the Balance Sheet.

f) Trade receivables and payables

Receivables are carried at their amounts due. The collectability of debts is assessed at balance date and specific provision is made for any doubtful accounts. Liabilities for trade creditors and other amounts are carried at cost that is the fair value of the consideration to be paid in the future for goods and services received, whether or not billed to the company.

g) Property, plant and equipment

Plant and equipment, leasehold improvements and equipment under finance lease are stated at cost less accumulated depreciation and impairment. Cost includes expenditure that is directly attributable to the acquisition of the item. In the event that settlement of all or part of the purchase consideration is deferred, cost is determined by discounting the amounts payable in the future to their present value as at the date of acquisition.

Depreciation is provided on property, plant and equipment, including freehold buildings but excluding land. Depreciation is calculated on a straight line basis so as to write off the net cost of each asset over its expected useful life to its estimated residual value. Leasehold improvements are depreciated at the rate equivalent to the available building allowance using the straight line method. The estimated useful lives, residual values and depreciation method are reviewed at the end of each annual reporting period.

The following estimated useful lives are used in the calculation of depreciation:

• leasehold improvements	40 years
• plant and equipment	2.5 - 40 years
• furniture and fittings	4 - 40 years

h) Intangibles

The franchise fee paid to Bendigo and Adelaide Bank Limited has been recorded at cost and is amortised on a straight line basis over the life of the franchise agreement.

The renewal processing fee paid to Bendigo and Adelaide Bank Limited when renewing the franchise agreement has also been recorded at cost and is amortised on a straight line basis over the life of the franchise agreement.

Notes to the financial statements (continued)

Note 1. Summary of significant accounting policies (continued)

i) Payment terms

Receivables and payables are non interest bearing and generally have payment terms of between 30 and 90 days.

j) Borrowings

All loans are initially measured at the principal amount. Interest is recognised as an expense as it accrues.

k) Financial instruments

Recognition and initial measurement

Financial instruments, incorporating financial assets and financial liabilities are recognised when the entity becomes a party to the contractual provisions of the instrument.

Financial instruments are initially measured at fair value plus transaction costs. Financial instruments are classified and measured as set out below.

Derecognition

Financial assets are derecognised where the contractual rights to receipt of cash flows expires or the asset is transferred to another party whereby the entity no longer has any significant continuing involvement in the risks and benefits associated with the asset.

Classification and subsequent measurement

(i) Loans and receivables

Loans and receivables are non-derivative financial assets with fixed or determinable payments that are not quoted in an active market and are subsequently measured at amortised cost using the effective interest rate method.

(ii) Held-to-maturity investments

Held-to-maturity investments are non-derivative financial assets that have fixed maturities and fixed or determinable payments, and it is the entity's intention to hold these investments to maturity. They are subsequently measured at amortised cost using the effective interest rate method.

(iii) Available-for-sale financial assets

Available-for-sale financial assets are non-derivative financial assets that are either not suitable to be classified into other categories of financial assets due to their nature, or they are designated as such by management. They comprise investments in the equity of other entities where there is neither a fixed maturity nor fixed or determinable payments.

They are subsequently measured at fair value with changes in such fair value (i.e. gains or losses) recognised in the Statement of Profit or Loss and Other Comprehensive Income. Available-for-sale financial assets are included in non-current assets except where they are expected to be sold within 12 months after the end of the reporting period. All other financial assets are classified as current assets.

(iv) Financial liabilities

Non-derivative financial liabilities (excluding financial guarantees) are subsequently measured at amortised cost using the effective interest rate method.

Notes to the financial statements (continued)

Note 1. Summary of significant accounting policies (continued)

k) Financial instruments (continued)

Impairment

At each reporting date, the entity assesses whether there is objective evidence that a financial instrument has been impaired. Impairment losses are recognised in the Statement of Profit or Loss and Other Comprehensive Income.

l) Leases

Leases of fixed assets where substantially all the risks and benefits incidental to the ownership of the asset, but not the legal ownership are transferred to the company are classified as finance leases. Finance leases are capitalised by recording an asset and a liability at the lower of the amounts equal to the fair value of the leased property or the present value of the minimum lease payments, including any guaranteed residual values. Lease payments are allocated between the reduction of the lease liability and the lease interest expense for the period.

Leased assets are depreciated on a straight-line basis over the shorter of their estimated useful lives or the lease term. Lease payments for operating leases, where substantially all the risks and benefits remain with the lessor, are charged as expenses in the periods in which they are incurred. Lease incentives under operating leases are recognised as a liability and amortised on a straight-line basis over the life of the lease term.

m) Provisions

Provisions are recognised when the economic entity has a legal, equitable or constructive obligation to make a future sacrifice of economic benefits to other entities as a result of past transactions or other past events, it is probable that a future sacrifice of economic benefits will be required and a reliable estimate can be made of the amount of the obligation.

A provision for dividends is not recognised as a liability unless the dividends are declared, determined or publicly recommended on or before the reporting date.

n) Contributed equity

Ordinary shares are recognised at the fair value of the consideration received by the company. Any transaction costs arising on the issue of ordinary shares are recognised directly in equity as a reduction of the share proceeds received.

o) Earnings per share

Basic earnings per share is calculated by dividing the profit attributable to equity holders of the company, excluding any costs of servicing equity other than ordinary shares, by the weighted average number of ordinary shares outstanding during the financial year, adjusted for bonus elements in ordinary shares issued during the year.

p) Goods and Services Tax

Revenues, expenses and assets are recognised net of the amount of Goods and Services Tax (GST), except where the amount of GST incurred is not recoverable from the taxation authority. In these circumstances, the GST is recognised as part of the cost of acquisition of the asset or as part of the expense.

Receivables and payables are stated with the amount of GST included. The net amount of GST recoverable from, or payable to, the taxation authority is included as part of receivables or payables in the Balance Sheet. Cash flows are included in the Statement of Cash Flows on a gross basis.

The GST components of cash flows arising from investing and financing activities which are recoverable from, or payable to, the taxation authority are classified as operating cash flows.

Notes to the financial statements (continued)

Note 2. Financial risk management

The company's activities expose it to a limited variety of financial risks: market risk (including currency risk, fair value interest risk and price risk), credit risk, liquidity risk and cash flow interest rate risk. The company's overall risk management program focuses on the unpredictability of financial markets and seeks to minimise potential adverse effects on the financial performance of the entity. The entity does not use derivative instruments.

Risk management is carried out directly by the board of directors.

(i) Market risk

The company has no exposure to any transactions denominated in a currency other than Australian dollars.

(ii) Price risk

The company is not exposed to equity securities price risk as it does not hold investments for sale or at fair value. The company is not exposed to commodity price risk.

(iii) Credit risk

The company has no significant concentrations of credit risk. It has policies in place to ensure that customers have an appropriate credit history. The company's franchise agreement limits the company's credit exposure to one financial institution, being Bendigo and Adelaide Bank Limited.

(iv) Liquidity risk

Prudent liquidity management implies maintaining sufficient cash and marketable securities and the availability of funding from credit facilities. The company believes that its sound relationship with Bendigo and Adelaide Bank Limited mitigates this risk significantly.

(v) Cash flow and fair value interest rate risk

Interest-bearing assets are held with Bendigo and Adelaide Bank Limited and subject to movements in market interest. Interest-rate risk could also arise from long-term borrowings. Borrowings issued at variable rates expose the company to cash flow interest-rate risk. The company believes that its sound relationship with Bendigo and Adelaide Bank Limited mitigates this risk significantly.

(vi) Capital management

The board's policy is to maintain a strong capital base so as to sustain future development of the company. The board of directors monitor the return on capital and the level of dividends to shareholders. Capital is represented by total equity as recorded in the Balance Sheet.

In accordance with the franchise agreement, in any 12 month period, the funds distributed to shareholders shall not exceed the distribution limit:

The distribution limit is the greater of:

- (a) 20% of the profit or funds of the franchisee otherwise available for distribution to shareholders in that 12 month period; and
- (b) subject to the availability of distributable profits, the relevant rate of return multiplied by the average level of share capital of the franchisee over that 12 month period where the relevant rate of return is equal to the weighted average interest rate on 90 day bank bills over that 12 month period plus 5%.

Notes to the financial statements (continued)

Note 2. Financial risk management (continued)

The board is managing the growth of the business in line with this requirement. There are no other externally imposed capital requirements, although the nature of the company is such that amounts will be paid in the form of charitable donations and sponsorship. Charitable donations and sponsorship paid for the year ended 30 June 2015 can be seen in the Statement of Profit or Loss and Other Comprehensive Income.

There were no changes in the company's approach to capital management during the year.

Note 3. Critical accounting estimates and judgements

Estimates and judgements are continually evaluated and are based on historical experience and other factors, including expectations of future events that may have a financial impact on the entity and that are believed to be reasonable under the circumstances.

The company makes estimates and assumptions concerning the future. The resulting accounting estimates will, by definition, seldom equal the related actual results.

Management has identified the following critical accounting policies for which significant judgements, estimates and assumptions are made. Actual results may differ from these estimates under different assumptions and conditions and may materially affect financial results or the financial position reported in future periods.

Further details of the nature of these assumptions and conditions may be found in the relevant notes to the financial statements.

Taxation

Judgement is required in assessing whether deferred tax assets and certain tax liabilities are recognised on the balance sheet. Deferred tax assets, including those arising from un-recouped tax losses, capital losses and temporary differences, are recognised only where it is considered more likely than not that they will be recovered, which is dependent on the generation of sufficient future taxable profits.

Assumptions about the generation of future taxable profits depend on management's estimates of future cash flows. These depend on estimates of future sales volumes, operating costs, capital expenditure, dividends and other capital management transactions. Judgements are also required about the application of income tax legislation.

These judgements and assumptions are subject to risk and uncertainty. There is therefore a possibility that changes in circumstances will alter expectations, which may impact the amount of deferred tax assets and deferred tax liabilities recognised on the balance sheet and the amount of other tax losses and temporary differences not yet recognised. In such circumstances, some or all of the carrying amount of recognised deferred tax assets and liabilities may require adjustment, resulting in corresponding credit or charge to the Statement of Profit or Loss and Other Comprehensive Income.

Estimation of useful lives of assets

The estimation of the useful lives of assets has been based on historical experience and the condition of the asset is assessed at least once per year and considered against the remaining useful life. Adjustments to useful lives are made when considered necessary.

Notes to the financial statements (continued)

Note 3. Critical accounting estimates and judgements (continued)

Impairment of assets

At each reporting date, the company reviews the carrying amounts of its tangible and intangible assets that have an indefinite useful life to determine whether there is any indication that those assets have suffered an impairment loss. If any such indication exists, the recoverable amount of the asset is estimated in order to determine the extent of the impairment loss (if any). Where the asset does not generate cash flows that are independent from other assets, the consolidated entity estimates the recoverable amount of the cash-generating unit to which the asset belongs.

Recoverable amount is the higher of fair value less costs to sell and value in use. In assessing value in use, the estimated future cash flows are discounted to their present value using a pre-tax discount rate that reflects current market assessments of the time value of money and the risks specific to the asset for which the estimates of future cash flows have not been adjusted.

If the recoverable amount of an asset (or cash-generating unit) is estimated to be less than its carrying amount, the carrying amount of the asset (cash-generating unit) is reduced to its recoverable amount. An impairment loss is recognised in profit or loss immediately, unless the relevant asset is carried at fair value, in which case the impairment loss is treated as a revaluation decrease.

Where an impairment loss subsequently reverses, the carrying amount of the asset (cash-generating unit) is increased to the revised estimate of its recoverable amount, but only to the extent that the increased carrying amount does not exceed the carrying amount that would have been determined had no impairment loss been recognised for the asset (cash-generating unit) in prior years. A reversal of an impairment loss is recognised in profit or loss immediately, unless the relevant asset is carried at fair value, in which case the reversal of the impairment loss is treated as a revaluation increase.

	2015 \$	2014 \$
--	------------	------------

Note 4. Revenue from ordinary activities

Operating activities:

- services commissions	681,661	815,673
- other revenue	349	100
Total revenue from operating activities	682,010	815,773

Non-operating activities:

- interest received	11,153	13,212
Total revenue from non-operating activities	11,153	13,212
Total revenues from ordinary activities	693,163	828,985

Note 5. Expenses

Depreciation of non-current assets:

- plant and equipment	1,713	1,802
- leasehold improvements	6,309	6,698

Notes to the financial statements (continued)

	2015 \$	2014 \$
Note 5. Expenses (continued)		
Amortisation of non-current assets:		
- franchise agreement	2,314	2,313
- franchise renewal fee	11,571	11,572
	21,907	22,385
Finance costs:		
- interest paid	53	14
Bad debts	1,661	1,081

Note 6. Income tax expense

The components of tax expense comprise:

- Current tax	15,485	26,157
- Movement in deferred tax	(1,361)	(99)
- Adjustment to deferred tax to reflect change to tax rate in future periods	16	
- Under/(Over) provision of tax in the prior period	26	58
	14,166	26,116

The prima facie tax on profit from ordinary activities before income tax is reconciled to the income tax expense as follows

Operating profit	47,080	86,862
Prima facie tax on profit from ordinary activities at 30%	14,124	26,058
Add tax effect of:		
- timing difference expenses	1,361	99
	15,485	26,157
Movement in deferred tax	(1,361)	(99)
Adjustment to deferred tax to reflect change of tax rate in future periods	16	-
Under/(Over) provision of income tax in the prior year	26	58
	14,166	26,116

Note 7. Cash and cash equivalents

Cash at bank and on hand	40,831	6,011
Term deposits	320,000	345,000
	360,831	351,011

Notes to the financial statements (continued)

	2015 \$	2014 \$
--	------------	------------

Note 7. Cash and cash equivalents (continued)

Note 7.(a) Reconciliation to cash flow statement

The above figures reconcile to the amount of cash shown in the statement of cash flows at the end of the financial year as follows:

Cash at bank and on hand	40,831	6,011
Term deposits	320,000	345,000
	360,831	351,011

Note 8. Trade and other receivables

Trade receivables	24,670	30,862
Prepayments	4,517	4,557
Other receivables and accruals	2,682	3,517
	31,869	38,936

Note 9. Property, plant and equipment

Leasehold improvements

At cost	152,418	152,418
Less accumulated depreciation	(88,023)	(81,714)
	64,395	70,704

Plant and equipment

At cost	50,154	50,154
Less accumulated depreciation	(38,277)	(36,564)
	11,877	13,590

Total written down amount	76,272	84,294
----------------------------------	---------------	---------------

Movements in carrying amounts:

Leasehold improvements

Carrying amount at beginning	70,704	68,329
Additions	-	9,073
Less: depreciation expense	(6,309)	(6,698)
Carrying amount at end	64,395	70,704

Notes to the financial statements (continued)

	2015 \$	2014 \$
Note 9. Property, plant and equipment (continued)		
Plant and equipment		
Carrying amount at beginning	13,590	11,611
Additions	-	3,781
Less: depreciation expense	(1,713)	(1,802)
Carrying amount at end	11,877	13,590
Total written down amount	76,272	84,294

Note 10. Intangible assets

Franchise fee		
At cost	21,570	21,570
Less: accumulated amortisation	(20,649)	(18,335)
	921	3,235
Renewal processing fee		
At cost	57,853	57,853
Less: accumulated amortisation	(53,221)	(41,650)
	4,632	16,203
Total written down amount	5,553	19,438

Note 11. Tax

Current:

Income tax payable/(refundable)	847	(26)
--	------------	-------------

Non-Current:

Deferred tax assets		
- accruals	1,055	-
Deferred tax liability		
- accruals	765	1,055
Net deferred tax asset/(liability)	290	(1,055)
Movement in deferred tax charged to Statement of Profit or Loss and Other Comprehensive Income	(1,345)	(99)

Notes to the financial statements (continued)

	2015 \$	2014 \$
Note 12. Trade and other payables		
Current:		
Trade creditors	7,701	13,161
Other creditors and accruals	5,961	9,338
	13,662	22,499

Note 13. Contributed equity

534,487 ordinary shares fully paid (2014: 534,487)	534,487	534,487
Less: equity raising expenses	(22,114)	(22,114)
	512,373	512,373

Rights attached to shares

(a) Voting rights

Subject to some limited exceptions, each member has the right to vote at a general meeting.

On a show of hands or a poll, each member attending the meeting (whether they are attending the meeting in person or by attorney, corporate representative or proxy) has one vote, regardless of the number of shares held. However, where a person attends a meeting in person and is entitled to vote in more than one capacity (for example, the person is a member and has also been appointed as proxy for another member) that person may only exercise one vote on a show of hands. On a poll, that person may exercise one vote as a member and one vote for each other member that person represents as duly appointed attorney, corporate representative or proxy.

The purpose of giving each member only one vote, regardless of the number of shares held, is to reflect the nature of the company as a community based company, by providing that all members of the community who have contributed to the establishment and ongoing operation of the **Community Bank®** branch have the same ability to influence the operation of the company.

(b) Dividends

Generally, dividends are payable to members in proportion to the amount of the share capital paid up on the shares held by them, subject to any special rights and restrictions for the time being attaching to shares. The franchise agreement with Bendigo and Adelaide Bank Limited contains a limit on the level of profits or funds that may be distributed to shareholders. There is also a restriction on the payment of dividends to certain shareholders if they have a prohibited shareholding interest (see below).

(c) Transfer

Generally, ordinary shares are freely transferable. However, the directors have a discretion to refuse to register a transfer of shares.

Subject to the foregoing, shareholders may transfer shares by a proper transfer effected in accordance with the company's constitution and the Corporations Act 2001.

Notes to the financial statements (continued)

Note 13. Contributed equity (continued)

Prohibited shareholding interest

A person must not have a prohibited shareholding interest in the company.

In summary, a person has a prohibited shareholding interest if they control or own 10% or more of the shares in the company (the “10% limit”).

As with voting rights, the purpose of this prohibited shareholding provision is to reflect the community-based nature of the company.

Where a person has a prohibited shareholding interest, the voting and dividend rights attaching to the shares in which the person (and his or her associates) have a prohibited shareholding interest, are suspended.

The board has the power to request information from a person who has (or is suspected by the board of having) a legal or beneficial interest in any shares in the company or any voting power in the company, for the purpose of determining whether a person has a prohibited shareholding interest. If the board becomes aware that a member has a prohibited shareholding interest, it must serve a notice requiring the member (or the member's associate) to dispose of the number of shares the board considers necessary to remedy the breach. If a person fails to comply with such a notice within a specified period (that must be between three and six months), the board is authorised to sell the specified shares on behalf of that person. The holder will be entitled to the consideration from the sale of the shares, less any expenses incurred by the board in selling or otherwise dealing with those shares.

In the constitution, members acknowledge and recognise that the exercise of the powers given to the board may cause considerable disadvantage to individual members, but that such a result may be necessary to enforce the prohibition.

	2015 \$	2014 \$
Note 14. Accumulated losses		
Balance at the beginning of the financial year	(42,222)	(60,209)
Net profit from ordinary activities after income tax	32,914	60,746
Dividends paid or provided for	(42,759)	(42,759)
Balance at the end of the financial year	(52,067)	(42,222)

Note 15. Statement of cash flows

Reconciliation of profit from ordinary activities after tax to net cash provided by operating activities

Profit from ordinary activities after income tax	32,914	60,746
Non cash items:		
- depreciation	8,022	8,500
- amortisation	13,885	13,885

Notes to the financial statements (continued)

	2015 \$	2014 \$
Note 15. Statement of cash flows (continued)		
Changes in assets and liabilities:		
- (increase)/decrease in receivables	7,067	14,135
- (increase)/decrease in other assets	(264)	1,115
- increase/(decrease) in payables	(8,837)	(10,801)
- increase/(decrease) in current tax liabilities	(208)	1,029
Net cash flows provided by operating activities	52,579	88,609

Note 16. Leases

Operating lease commitments

Non-cancellable operating leases contracted for but not capitalised in the financial statements

Payable - minimum lease payments:

- not later than 12 months	21,365	64,095
- between 12 months and 5 years	-	21,365
- greater than 5 years	-	-
	21,365	85,460

The branch premises lease is a non-cancellable lease with a five-year term. The lease was reviewed on 23 November 2010 and has two five year renewal options remaining. Rent is payable monthly in advance and is increased annually by CPI.

	2015 \$	2014 \$
Note 17. Auditor's remuneration		
Amounts received or due and receivable by the auditor of the company for:		
- audit and review services	5,050	4,950
- share registry services	2,465	1,967
- non audit services	1,358	1,200
	8,873	8,117

Note 18. Director and related party disclosures

Detailed remuneration disclosures are provided in the remuneration report, included as part of the directors' report.

Notes to the financial statements (continued)

	2015 \$	2014 \$
Note 18. Director and related party disclosures (continued)		
Victoria Maguire is a Director of J L Lander Pty Ltd, J L Lander Pty Ltd own the premises occupied by the bank.	69,909	62,029
Peter Henderson and Amanda Harward are both Directors at Accounting Intelligence Pty Ltd, Acacia Ridge Financial Services Limited Used the services of Accounting Intelligence Pty Ltd during the financial year.	6,463	5,566
Peter Henderson provided consulting services to the bank during the financial year.	1,889	4,927
Earle Johnston provided consulting services to the bank during the financial year.	2,580	2,268
Linda Beaumont provided consulting services to the bank during the financial year.	957	-

	2015	2014
Key Management Personnel Shareholdings		
Ordinary shares fully paid	108,404	108,404

Detailed shareholding disclosures are provided in the remuneration report, included as part of the directors' report.

Note 19. Dividends paid or provided

a. Dividends paid during the year

Current year dividend		
100% (2014: 100%) franked dividend - 8 cents (2014: 8 cents) per share	42,759	42,759
The tax rate at which dividends have been franked is 30% (2014: 30%).		

b. Franking account balance

Franking credits available for subsequent reporting periods are:		
- franking account balance as at the end of the financial year	31,408	25,584
- franking credits/(debits) that will arise from payment/(refund) of income tax as at the end of the financial year	847	(26)
- franking debits that will arise from the payment of dividends recognised as a liability at the end of the financial year	-	-
Franking credits available for future financial reporting periods:	32,255	25,558
- franking debits that will arise from payment of dividends proposed or declared before the financial report was authorised for use but not recognised as a distribution to equity holders during the period	-	-
Net franking credits available	32,255	25,558

Notes to the financial statements (continued)

Note 20. Earnings per share

		2015 \$	2014 \$
(a)	Profit attributable to the ordinary equity holders of the company used in calculating earnings per share	32,914	60,746
		Number	Number
(b)	Weighted average number of ordinary shares used as the denominator in calculating basic earnings per share	534,487	534,487

Note 21. Events occurring after the reporting date

There have been no events after the end of the financial year that would materially affect the financial statements.

Note 22. Contingent liabilities and contingent assets

There were no contingent liabilities or contingent assets at the date of this report to affect the financial statements.

Note 23. Segment reporting

The economic entity operates in the service sector where it facilitates **Community Bank®** services in Acacia Ridge, Queensland pursuant to a franchise agreement with Bendigo and Adelaide Bank Limited.

Note 24. Registered office/Principal place of business

The entity is a company limited by shares, incorporated and domiciled in Australia. The registered office and principal place of business is:

Registered Office	Principal Place of Business
Shop 5/28 Elizabeth Street Acacia Ridge QLD 4110	Shop 5/28 Elizabeth Street Acacia Ridge QLD 4110

Notes to the financial statements (continued)

Note 25. Financial instruments

Financial Instrument Composition and Maturity Analysis

The table below reflects the undiscounted contractual settlement terms for all financial instruments, as well as the settlement period for instruments with a fixed period of maturity and interest rate.

Financial instrument	Floating interest		Fixed interest rate maturing in						Non interest bearing		Weighted average	
			1 year or less		Over 1 to 5 years		Over 5 years					
	2015 \$	2014 \$	2015 \$	2014 \$	2015 \$	2014 \$	2015 \$	2014 \$	2015 \$	2014 \$	2015 %	2014 %
Financial assets												
Cash and cash equivalents	40,831	6,011	320,000	345,000	-	-	-	-	-	-	3.40	3.43
Receivables	-	-	-	-	-	-	-	-	24,670	30,862	N/A	N/A
Financial liabilities												
Payables	-	-	-	-	-	-	-	-	7,701	13,161	N/A	N/A

Net Fair Values

The net fair values of financial assets and liabilities approximate the carrying values as disclosed in the balance sheet. The company does not have any unrecognised financial instruments at the year end.

Credit Risk

The maximum exposure to credit risk at balance date to recognised financial assets is the carrying amount of those assets as disclosed in the balance sheet and notes to the financial statements.

There are no material credit risk exposures to any single debtor or group of debtors under financial instruments entered into by the economic entity.

Interest Rate Risk

Interest rate risk refers to the risk that the value of a financial instrument or cash flows associated with the instrument will fluctuate due to changes in market interest rates. Interest rate risk arises from the interest bearing financial assets and liabilities in place subject to variable interest rates, as outlined above.

Sensitivity Analysis

The company has performed sensitivity analysis relating to its exposure to interest rate risk at balance date. This sensitivity analysis demonstrates the effect on the current year results and equity which could result from a change in interest rates.

Notes to the financial statements (continued)

Note 25. Financial instruments (continued)

Sensitivity Analysis (continued)

As at 30 June 2015, the effect on profit and equity as a result of changes in interest rate, with all other variables remaining constant would be as follows:

	2015 \$	2014 \$
Change in profit/(loss)		
Increase in interest rate by 1%	3,608	3,510
Decrease in interest rate by 1%	3,608	3,510
Change in equity		
Increase in interest rate by 1%	3,608	3,510
Decrease in interest rate by 1%	3,608	3,510


Directors' declaration

In accordance with a resolution of the directors of Acacia Ridge Financial Services Limited , we state that:

In the opinion of the directors:

- (a) the financial statements and notes of the company are in accordance with the Corporations Act 2001, including:
 - (i) giving a true and fair view of the company's financial position as at 30 June 2015 and of its performance for the financial year ended on that date; and
 - (ii) complying with Accounting Standards, the Corporations Regulations 2001 and other mandatory professional reporting requirements; and
- (b) there are reasonable grounds to believe that the company will be able to pay its debts as and when they become due and payable.
- (c) the audited remuneration disclosures set out in the remuneration report section of the directors' report comply with Accounting Standard AASB124 Related Party Disclosures and the Corporations Regulations 2001.

This declaration is made in accordance with a resolution of the board of directors.



Peter Geoffrey Henderson,
Chairman

Signed on the 16th of September 2015.

Independent audit report



Independent auditor's report to the members of Acacia Ridge Financial Services Limited

Report on the financial report

We have audited the accompanying financial report of Acacia Ridge Financial Services Limited, which comprises the balance sheet as at 30 June 2015, statement of profit or loss and other comprehensive income, statement of changes in equity and statement of cash flows for the year then ended, a summary of significant accounting policies and other explanatory notes and the directors' declaration.

Directors' responsibility for the financial report

The directors of the company are responsible for the preparation and presentation of the financial report that gives a true and fair view in accordance with Australian Accounting Standards and the *Corporations Act 2001*. This responsibility includes establishing and maintaining internal controls relevant to the preparation and presentation of the financial report that is free from material misstatement, whether due to fraud or error; selecting and applying appropriate accounting policies; and making fair accounting estimates that are reasonable in the circumstances. In note 1, the directors also state in accordance with Accounting Standard AASB 101 Presentation of Financial Statements that the financial statements comply with International Financial Reporting Standards.

Auditor's responsibility

Our responsibility is to express an opinion on the financial report based on our audit. We conducted our audit in accordance with Australian Auditing Standards. These standards require that we comply with relevant ethical requirements relating to audit engagements and plan and perform the audit to obtain reasonable assurance whether the financial report is free from material misstatement.

An audit involves performing procedures to obtain audit evidence about the amounts and disclosures in the financial report. The procedures selected depend on our judgement, including the assessment of the risks of material misstatement of the financial report, whether due to fraud or error. In making those risk assessments, we consider internal controls relevant to the entity's preparation and fair presentation of the financial report in order to design audit procedures that are appropriate in the circumstances, but not for the purpose of expressing an opinion on the effectiveness of the entity's internal control. An audit also includes evaluating the appropriateness of accounting policies used and the reasonableness of accounting estimates made by the directors, as well as evaluating the overall presentation of the financial report.

Our audit did not involve an analysis of the prudence of business decisions made by directors or management.

We performed the procedures to assess whether in all material respects the financial report presents fairly, in accordance with the *Corporations Act 2001* and Australian Accounting Standards, a true and fair view which is consistent with our understanding of the company's financial position and of its performance.

We believe that the audit evidence we have obtained is sufficient and appropriate to provide a basis for our audit opinion.

Liability limited by a scheme approved under Professional Standards Legislation. ABN: 51 061 795 337.

P: (03) 5443 0344 | F: (03) 5443 5304 | 61-65 Bull St./PO Box 454 Bendigo Vic. 3552 | afs@afsbendigo.com.au | www.afsbendigo.com.au

TAXATION • AUDIT • BUSINESS SERVICES • FINANCIAL PLANNING

Independent audit report (continued)

Independence

In conducting our audit we have complied with the independence requirements of the *Corporations Act 2001*. We have given to the directors of the company a written auditor's independence declaration, a copy of which is included in the directors' report.

Auditor's opinion on the financial report

In our opinion:

1. The financial report of Acacia Ridge Financial Services Limited is in accordance with the *Corporations Act 2001* including giving a true and fair view of the company's financial position as at 30 June 2015 and of its financial performance and its cash flows for the year then ended and complying with Australian Accounting Standards and the Corporations Regulations 2001.
2. The financial report also complies with International Financial Reporting Standards as issued by the International Accounting Standards Board.

Report on the remuneration report

We have audited the remuneration report included in the directors' report for the year ended 30 June 2015. The directors of the company are responsible for the preparation and presentation of the remuneration report in accordance with section 300A of the *Corporations Act 2001*. Our responsibility is to express an opinion on the remuneration report, based on our audit conducted in accordance with Australian Auditing Standards.

Auditor's opinion on the remuneration report

In our opinion, the remuneration report of Acacia Ridge Financial Services Limited for the year ended 30 June 2015, complies with section 300A of the *Corporations Act 2001*.



Andrew Frewin Stewart
61 Bull Street, Bendigo Vic 3550



David Hutchings
Lead Auditor

Dated: 16 September 2015

Acacia Ridge **Community Bank**[®] Branch
Shop 5, 11-28 Elizabeth Street, Acacia Ridge QLD 4110
Phone: (07) 3255 6773 Fax: (07) 3255 6997

Franchisee: Acacia Ridge Financial Services Limited
28 Elizabeth Street, Acacia Ridge QLD 4110
ABN: 73 116 060 916

www.bendigobank.com.au/acacia-ridge
www.facebook.com/AcaciaRidgeCommunityBankBranch
(BMPAR15008) (07/15)



bendigobank.com.au

