



COMMUNITY | BALANCE SHEET

\$183 million in Community Bank® contributions

MEASURE YOUR IMPACT 2016 / 17

Belfast Community Enterprises Limited

	Projects Funded	34
	Community Project Investment	\$66,100.00



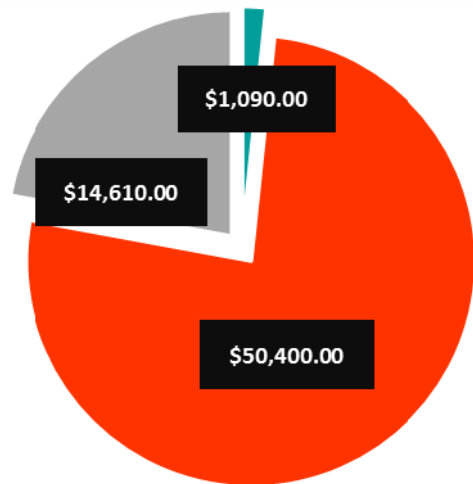
Biggest Impact Area Community Infrastructure



This chart (above) demonstrates the highest percentage of funds distributed across the three themes, (Donations, Grants and Sponsorships), into a particular sector; the sector with the largest portion of contributions.

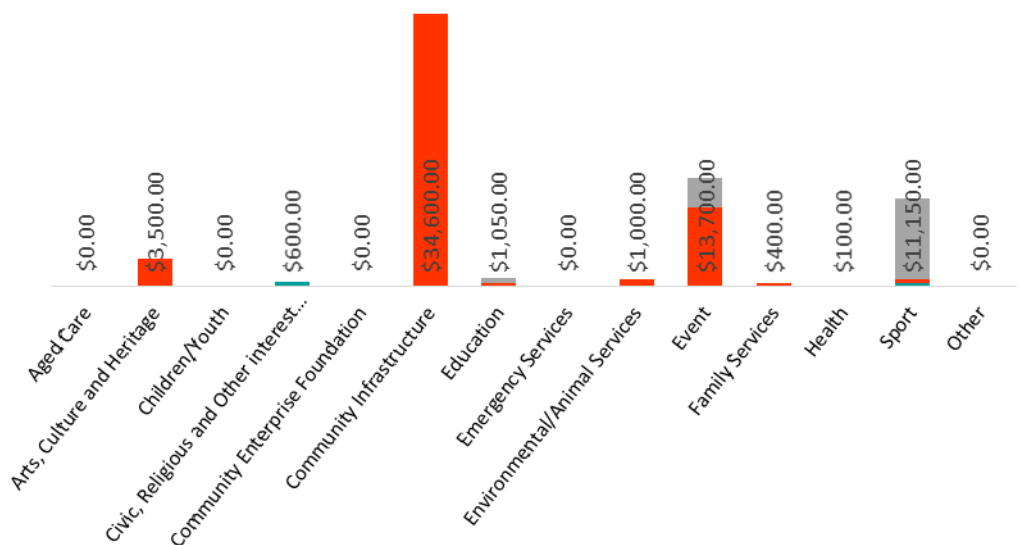
Total Investment by Theme

- Sponsorships
- Grants
- Donations



- Sponsorships
- Grants
- Donations

This graph (right) showcases the total contributions by theme (Donations, Grants and Sponsorships), broken down by sector (Aged Care, Youth, etc.), to highlight overall investment.



Port Fairy & District Community Bank® Branch

