



COMMUNITY | BALANCE SHEET

\$183 million in Community Bank® contributions

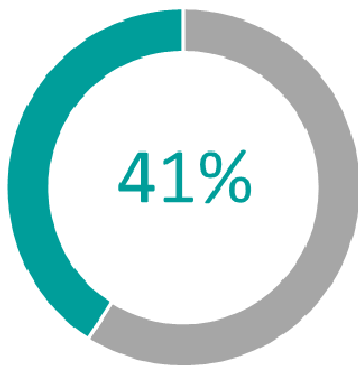
MEASURE YOUR IMPACT 2016 / 17

Chittering Financial Services Limited

| | | |
|--|-------------------------------------|-------------------|
|  | Projects Funded | 15 |
|  | Community Project Investment | \$11,076.8 |



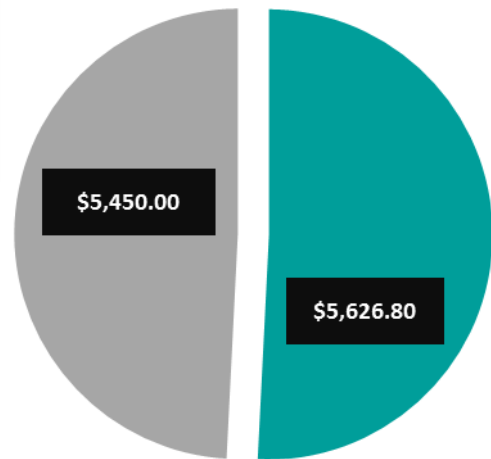
Biggest Impact Area Event



This chart (above) demonstrates the highest percentage of funds distributed across the three themes, (Donations, Grants and Sponsorships), into a particular sector; the sector with the largest portion of contributions.

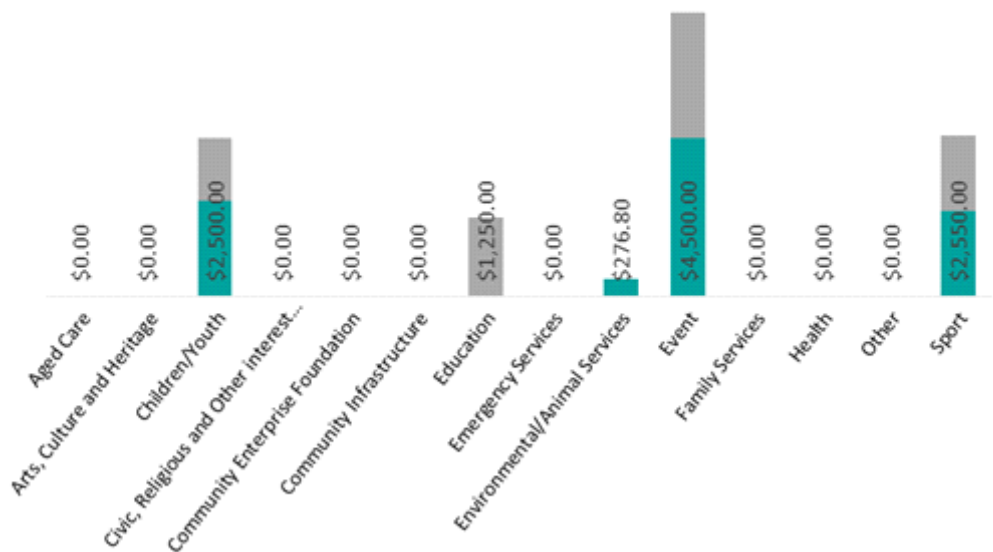
Total Investment by Theme

- Sponsorships
- Grants
- Donations



- Sponsorships
- Grants
- Donations

This graph (right) showcases the total contributions by theme (Donations, Grants and Sponsorships), broken down by sector (Aged Care, Youth, etc.), to highlight overall investment.



Bullsbrook Bindoon Community Bank® Branch
Ellenbrook Branch of Bendigo Bank

