

annual report 2010

Collie & Districts

Community Financial Services Limited

ABN 76 096 536 355

Collie **Community Bank**[®] Branch

Contents

Chairman's report	2-3
Manager's report	4
Directors' report	5-12
Financial statements	13-16
Notes to the financial statements	17-39
Directors' declaration	40
Independent audit report	41-42

Chairman's report

For year ending 30 June 2010

It gives me great pleasure to report on the 2009/10 financial year for the Collie & Districts Community Financial Services Ltd.

The year has once again been challenging in a number of ways and as in every year previously our staff have stepped forward and met the many challenges they have been presented with.

The year commenced with the impacts of the global financial crisis not appearing to be as significant for Australia as many other countries with whom we trade. By the end of the year Australia had avoided a recession and our economy is the envy of the developed world. The year however had been challenging with fierce competition for banking business. During the year the value of the business we held had grown beyond our start of year targets and we now have a "book" valued at \$110m.

Unfortunately the plight of one of our community's oldest company's Griffin Coal became tenuous in early January 2010 when the company went into voluntary administration. This remained the case as the financial year closed with Griffin, the administrators and the community hoping for a positive resolution by years end.

Despite these difficulties the Collie community continues to support their local **Community Bank®** Branch in a tremendous way which has enabled us to make significant contributions back into our district including many small contributions of up to \$5,000 along with a contribution of \$10,000 to ensure the survival of the Griffin Festival in 2010 and \$20,000 towards a new ambulance for the Darkan sub centre. We have also put \$200,000 aside for any significant projects or emergency purposes which might arise unexpectedly.

Our contributions along with the monies put aside means we have contributed some \$800,000 back into the Collie community.

Our Manager Travis Ellison along with the staff continues to provide excellent, professional and friendly service through our branch and we continue to be an employer of choice in the community. Our relationship with our partners at Bendigo & Adelaide Bank continues to be a strong one with the Collie & Districts **Community Bank®** Branch regularly highlighted as how other **Community Bank®** Branches could aspire to operate and achieve. The mutual respect for one another has and will continue to stand our relationship in good stead.

As a result of our strong ongoing performance and capacity the Collie community was selected to host the State Conference in March of 2010. The event attracted almost 200 delegates to Collie and was an outstanding success and provided a fantastic opportunity to showcase our community to our visitors. Many people contributed to the success of the event but none more than Director and inaugural Chairperson Neil Martin.


Chairman's report continued

The bank is almost 9 years old and is now a mature, established and leading business in our community of which we can all be proud. Be that as a member of our staff, shareholder, customer, Board member or supporter!

As the fourth Chairperson since the initial steering committee was formed 10 years ago the community can also be confident in the rotation and renewal at a Board level which will also contribute to the ongoing success of Collie & Districts **Community Bank**[®] Branch. To my predecessor Ian Shannon thank you for your efforts as Chairperson and ongoing contribution as a Board member, your down to earth friendly approach has made my transition all the more easy into the role as Chairperson.

As eluded to earlier, whilst banking conditions have continued to require work and dedication, we have once again achieved a significant profit which will be shared between our community and shareholders and accordingly I am pleased to announce a fully franked dividend of 12.5 cents per share.

I along with the Board and staff look forward to the continued success of the Collie & Districts **Community Bank**[®] Branch and the contribution it has and will continue to make into the Collie district.



Glyn Yates
Chairperson

Manager's report

For year ending 30 June 2010

I am pleased to report to the Board, shareholders and customers on another very good years trading at the Collie & Districts **Community Bank**[®] Branch for the financial year ending June 2010.

The branch once again saw solid business growth in very trying economic conditions with our total banking portfolio growing above \$108 million at June 30. The branch achieved growth at above budgeted expectations which was considered a wonderful effort by the entire banking team.

Our local **Community Bank**[®] Branch continues to remain focused on delivering a balanced outcome for our customers, our community and our shareholders, which remains evident by the growing level of community based grants and sponsorships over the last 12 months. The branch continued to reinforce its position in the community with sponsorships to a large variety of worthwhile community groups and organisations, along with other initiatives such as Collie hosting the 2010 WA **Community Bank**[®] Conference in March.

I wish to thank the following staff members for their contributions over the last 12 months in trying economic conditions; Sharon Del Fante, Breanna Tonkin, Jody Bignell, Danelle Pellicari, Madeleine Menezes and Kristy Harker. We also welcome our newest staff members Tamara Knapp as our Customer Relationship Manager and Tegan Latham as Customer Service Officer. I also thank those who have moved on for their efforts; Joanne Sanford & Clare Keil. Joanne in particular was a founding staff member at Collie **Community Bank**[®] Branch and her experience, knowledge & enthusiasm for the branch is sadly missed.

As the staff of your local **Community Bank**[®] Branch, we believe that it is our responsibility to ensure that our community and customers understand that we are not merely "just another bank", and that we will continue to provide the quality, friendly and reliable service for which we are known.

Finally, I wish to thank our loyal customers and shareholders for their continued support, the Board of the Collie & Districts **Community Bank**[®] Branch for their ongoing guidance and commitment, and the staff of your branch for the enthusiastic, hardworking and enjoyable environment they provide.



Travis Ellison
Branch Manager

Directors' report

For the financial year ended 30 June 2010

Your Directors present their report, together with the financial statements of the Company for the financial year ended 30 June 2010.

Directors

The names of Directors in office at any time during or since the end of the year are:

Glyn Yates

Chairman

Occupation: Business Owner / Manager

Background Information: Current Deputy Shire President, Past President of the Collie Chamber of Commerce, Past Chairperson Collie River Valley Marketing Group, Member of the Collie Senior High School Council. Tertiary qualifications in Forestry. Lived in Collie for the past 21 years.

Interest in shares and options: 5,000 shares

Guiseppe Joseph John Italiano

Non-Executive Director

Occupation: Company Manager

Background Information: Currently the WA Regional Manager for Rural Press Limited. Has worked for Collie Mail and associated companies for over 40 years. Past secretary of Collie Rotary Club and currently Club Secretary.

Interest in shares and options: 3,301 shares

Neil Richard Martin

Non-Executive Director

Occupation: Real Estate Agent and Farmer

Background Information: Associate Diploma in Valuation, Certificate in Real Estate Management. Business proprietor and Rotarian for over 18 years. Past Collie Rotary Club president.

Interest in shares and options: 6,001 shares

Ian Houghton Miffing

Non-Executive Director / Company Secretary

Occupation: Retired

Background Information: Former Chief Executive Officer of the Shire of Collie, Justice of the Peace, Collie Shire Councillor, Member of Board of Management Riverview Residence Collie and Board Secretary The Coal Miners Welfare Board of WA.

Interest in shares and options: 4,501 shares

Directors' report continued

John Alfred Piavanini

Non-Executive Director

Occupation: Company Director / Business Owner

Background Information: Business proprietor selling new and used earthmover parts as well as rental and farming properties. Collie Shire Councillor, past Member of the Board of Collie Chamber of Commerce and Industry and a Board Member of the Bunbury Wellington Economic Alliance.

Interest in shares and options: 13,001 shares

Kenneth William Smallwood

Non-Executive Director

Occupation: Retired

Background Information: Ex-Chief Engineer UK Merchant Navy, emigrated to WA from Scotland in 1983. Worked in the Power Generation industry in WA, SE Asia and Singapore for over 24 years, in various positions in both operations and maintenance.

Tertiary qualifications in Electrical Engineering and Marine Power Engineering.

Interest in shares and options: 21,600 shares

Jocelyn Whiteaker

Non-Executive Director

Occupation: Home duties

Background Information: Member of the Collie Heritage Group and Collie Tidy Towns Committee. Lived in Collie for than 20 years.

Interest in shares and options: 200 shares

Ian Johnstone Shannon

Non-Executive Director

Occupation: Self Employed

Background Information: Business proprietor of Collie Salvage and Hardware Store for the past 13 years.

Interest in shares and options: 2,500 shares

Roslyn Jennifer Oxley (ceased 6 November, 2009)

Non-Executive Director

Occupation: Kindergarten Teacher

Background Information: Past treasurer of Collie Heritage Group, member of the BPW Club, past treasurer of Wellington District Pony Club and past secretary of Fairview P&C. Also sits on various school committees.

Interest in shares and options: -

Paul Raymond Sweeney (appointed 27 July, 2009)

Position: Non-Executive Director

Occupation: Self Employed Business Owner

Background Information: Business proprietor of Collie Electrical Services for the past 11 years.

Interest in shares and options: 1,500 shares

Company Secretary

Ian Houghton Miffing

Directors' report continued

Directors' meetings attended

During the financial year, 12 meetings of Directors (including committees of Directors) were held. Attendances by each Director during the year were as follows:

Director	Directors' meetings	
	Number eligible to attend	Number attended
Glyn Yates	12	12
Joe Italiano	12	10
Ian Shannon	12	11
Ian Miffing	12	12
Neil Martin	12	12
Kenneth Smallwood	12	11
Jocelyn Whiteaker	12	11
John Piavanini	12	12
Paul Sweeney (appointed 27 July 2009)	12	9
Roslyn Oxley (ceased 6 November 2009)	5	3

Principal activity and review of operations

The principal activity and focus of the Company's operations during the year was the operation of a Branch of Bendigo and Adelaide Bank Ltd, pursuant to a franchise agreement.

Operating results

The profit of the Company after providing for income tax amounted to \$128,214.

Dividends paid or recommended

The Company paid dividends of \$53,782 in December, 2009. The Company has proposed dividends of \$53,783 at 30 June 2010, payable in December 2010.

Financial position

The net assets of the Company have increased from \$351,306 as at 30 June 2009 to \$371,955 as at 30 June 2010, which is an improvement on prior year due to the improved operating performance of the Company.

The Directors believe the Company is in a stable financial position.

Significant changes in state of affairs

In the opinion of the Directors, there were no significant changes in the state of affairs of the Company that occurred during the financial year under review, not otherwise disclosed in these financial statements.

After balance date events

No matters or circumstances have arisen since the end of the financial year that significantly affected or may significantly affect the operations of the Company, the results of those operations, or the state of affairs of the Company in future financial years.

Directors' report continued

Future developments

Likely developments in the operations of the Company and the expected results of those operations in future financial years have not been included in this report, as the inclusion of such information is likely to result in unreasonable prejudice to the Company.

Options

No options over issued shares or interests in the Company were granted to Directors or Executives during or since the end of the financial year and there were no options outstanding at the date of this report.

The Directors and Executive do not own any options over issued shares or interests in the Company at the date of this report.

Indemnifying officers or Auditor

Indemnities have been given, during and since the end of the financial year, for any persons who are or have been a Director or an officer, but not an Auditor, of the Company. The insurance contract prohibits disclosure of any details of the cover.

Environmental issues

The Company's operations are not regulated by any significant environmental regulation under a law of the Commonwealth, State or Territory.

Proceedings on behalf of Company

No person has applied for leave of Court to bring proceedings on behalf of the Company or intervene in any proceedings to which the Company is a party for the purpose of taking responsibility on behalf of the Company for all or any part of those proceedings.

The Company was not a party to any such proceedings during the year.

Corporate governance

The Company has implemented various corporate governance practices, which include:

- a) Director approval of operating budgets and monitoring of progress against these budgets;
- b) Ongoing Director training; and
- c) Monthly Director meetings to discuss performance and strategic plans

The Company has not appointed a separate audit committee due to the size and nature of operations. The normal functions and responsibilities of an audit committee have been assumed by the Board.

Non-audit services

The Board is satisfied that the provision of non-audit services during the year is compatible with the general standard of independence for auditors imposed by the Corporations Act 2001. The Directors are satisfied that the services disclosed below did not compromise the external auditor's independence for the following reasons:

- all non-audit services are reviewed and approved by the Board prior to commencement to ensure they do not adversely affect the integrity and objectivity of the Auditor; and
- the nature of the services provided do not compromise the general principles relating to Auditor independence in accordance with APES 110: Code of Ethics for Professional Accountants set by the Accounting Professional and Ethical Standards Board.

The following fees for non-audit services were paid/payable to the external auditors during the year ended 30 June 2010:

Taxation services:	\$5,188
--------------------	---------

Directors' report continued

REMUNERATION REPORT

This report details the nature and amount of remuneration for each key management person of the Company, and for the Executives receiving the highest remuneration.

Remuneration of Directors

No income was paid or was payable or otherwise made available, to the Directors of the Company during the years ended 30 June 2010 and 30 June 2009.

Remuneration policy

The remuneration policy of the Company has been designed to align key management personnel objectives with shareholder and business objectives by providing a fixed remuneration component and offering specific long-term incentives based on key performance areas affecting the Company's financial results. The Board of the Company believes the remuneration policy to be appropriate and effective in its ability to attract and retain the best key management personnel to run and manage the Company, as well as create goal congruence between Directors, Executives and shareholders.

The Board's policy for determining the nature and amount of remuneration for key management personnel of the Company is as follows:

- The remuneration policy, setting the terms and conditions for the key management personnel, was developed by the Board.
- All key management personnel receive a base salary (which is based on factors such as length of service and experience), and superannuation.
- The Board reviews key management personnel packages annually by reference to the Company's performance, Executive performance and comparable information from industry sectors.

The performance of key management personnel is measured against criteria agreed annually with each Executive and is based predominantly on the forecast growth of the Company's profits and shareholders' value. All bonuses and incentives must be linked to predetermined performance criteria. The Board may, however, exercise its discretion in relation to approving incentives and bonuses, which must be justified by reference to measurable performance criteria. The policy is designed to attract the highest calibre of Executives and reward them for performance that results in long-term growth in shareholder wealth.

The key management personnel receive a superannuation guarantee contribution required by the government, which is currently 9%, and do not receive any other retirement benefits. Some individuals may have chosen to sacrifice part of their salary to increase payments towards superannuation.

All remuneration paid to key management personnel is valued at the cost to the Company and expensed.

Directors' report continued

Performance-based remuneration

As part of each key management personnel's remuneration package there is a performance-based component, consisting of key performance indicators (KPIs). The intention of this program is to facilitate goal congruence between key management personnel with that of the business and shareholders. The KPIs are set annually, with a certain level of consultation with key management personnel to ensure buy-in. The measures are specifically tailored to the areas each key management personnel is involved in and has a level of control over. The KPIs target areas the Board believes hold greater potential for Company expansion and profit, covering financial and non-financial as well as short- and long-term goals. The level set for each KPI is based on budgeted figures for the Company and respective industry standards.

Performance in relation to the KPIs is assessed annually, with bonuses being awarded depending on the number and deemed difficulty of the KPIs achieved. Following the assessment, the KPIs are reviewed by the remuneration committee in light of the desired and actual outcomes, and their efficiency is assessed in relation to the Company's goals and shareholder wealth, before the KPIs are set for the following year.

In determining whether or not a KPI has been achieved, the Company bases the assessment on audited figures.

Company performance, shareholder wealth and executive remuneration

The remuneration policy has been tailored to increase goal congruence between shareholders and Executives. The method applied in achieving this aim is a performance based bonus based on key performance indicators. The Company believes this policy to have been effective in increasing shareholder wealth over the past years.

Key management personnel remuneration policy

The remuneration structure for key management personnel is based on a number of factors, including length of service, particular experience of the individual concerned, and overall performance of the Company. The contracts for service between the Company and key management personnel are on a continuing basis, the terms of which are not expected to change in the immediate future. Upon retirement key management personnel are paid employee benefit entitlements accrued to date of retirement.

The employment conditions of the key management personnel are formalised in contracts of employment. All Executives are permanent employees of the Company.

The employment contracts stipulate a resignation periods. The Company may terminate an employment contract without cause by providing appropriate written notice or making payment in lieu of notice, based on the individual's annual salary component together with a redundancy payment. Termination payments are generally not payable on resignation or dismissal for serious misconduct. In the instance of serious misconduct the Company can terminate employment at any time.

Directors' report continued

Performance income as a proportion of total remuneration

Executives are paid performance based bonuses based on set monetary figures, rather than proportions of their salary. This has led to the proportions of remuneration related to performance varying between individuals. The Board has set these bonuses to encourage achievement of specific goals that have been given a high level of importance in relation to the future growth and profitability of the Company.


The Board will review the performance bonuses to gauge their effectiveness against achievement of the set goals, and adjust future years' incentives as they see fit to ensure use of the most cost effective and efficient methods.

Auditor's Independence Declaration

The lead auditor's independence declaration under s 307C of the *Corporations Act 2001* for the year ended 30 June 2010 is included within the financial statements.

This Report of the Directors, incorporating the Remuneration Report, is signed in accordance with a resolution of the Board of Directors.

Director



Dated this

20

day of

September

2010

Directors' report continued

RSM Bird Cameron Partners

Chartered Accountants

RSM Bird Cameron Partners
8 St Georges Terrace Perth WA 6000
GPO Box R1253 Perth WA 6844
T +61 8 9261 9100 F +61 8 9261 9101
www.rsmi.com.au

AUDITOR'S INDEPENDENCE DECLARATION

As lead auditor for the audit of the financial report of Collie & Districts Community Financial Services Limited for the year ended 30 June 2010, I declare that, to the best of my knowledge and belief, there have been no contraventions of:

- (i) the auditor independence requirements of the *Corporations Act 2001* in relation to the audit; and
- (ii) any applicable code of professional conduct in relation to the audit.

RSM Bird Cameron Partners

RSM BIRD 27 August 2010
Chartered A



D J WALL
Partner

Perth, WA

Dated: 20 September 2010

Liability limited by a
scheme approved under
Professional Standards
Legislation

Major Offices in:
Perth, Sydney, Melbourne,
Adelaide and Canberra
ABN 36 965 185 036

RSM Bird Cameron Partners is an independent member firm of RSM International, an affiliation of independent accounting and consulting firms. RSM International is the name given to a network of independent accounting and consulting firms each of which practises in its own right. RSM International does not exist in any jurisdiction as a separate legal entity.



Financial statements

Statement of comprehensive income For the year ended 30 June 2010

	Note	2010 \$	2009 \$
Revenue	2	1,126,043	1,021,228
Employee benefits expense		(496,515)	(416,313)
Depreciation and amortisation expense		(24,775)	(24,551)
Finance costs		(1,760)	(3,464)
Other expenses	3	(416,925)	(464,857)
Profit before income tax		186,068	112,043
Income tax expense	4	(57,854)	(37,093)
Profit for the year		128,214	74,950
Other comprehensive income		-	-
Total comprehensive income for the year attributable to members		128,214	74,950
Earnings per share (cents per share)			
- basic earnings per share (cents per share)		29.8	17.42
- diluted earnings per share (cents per share)		29.8	17.42

The accompanying notes form part of these financial statements.

Financial statements continued

Statement of financial position As at 30 June 2010

	Note	2010 \$	2009 \$
Current assets			
Cash and cash equivalents	6	376,928	294,733
Receivables	7	110,331	96,396
Other current assets	8	7,015	8,443
Total current assets		494,274	399,572
Non-current assets			
Property, plant and equipment	9	44,367	53,074
Intangible assets	10	15,480	25,480
Deferred tax assets	23	12,307	6,644
Total non-current assets		72,154	85,198
Total assets		566,428	484,770
Current liabilities			
Trade and other payables	11	101,332	41,082
Short-term financial liabilities	12	26,029	6,954
Short term provisions	13	24,362	22,147
Current tax liability	23	26,090	36,758
Total current liabilities		177,813	106,941
Non-current liabilities			
Long-term financial liabilities	12	-	26,523
Long-term provisions	13	16,600	-
Total non-current liabilities		16,600	26,523
Total liabilities		194,473	133,464
Net assets		371,955	351,306
Equity			
Issued capital	14	430,259	430,259
Retained earnings / (accumulated losses)		(58,304)	(78,953)
Total equity		371,955	351,306

The accompanying notes form part of these financial statements.

Financial statements continued

Statement of changes in equity For the year ended June 2010

	Share Capital (Ordinary shares)	Retained earnings/ (Accumulated losses)	Total
	\$	\$	\$
Balance at 1 July 2008	430,259	(100,121)	330,138
Total comprehensive income for the year	-	74,950	74,950
Subtotal	430,259	(25,171)	405,088
Dividends paid or provided for	-	(53,782)	(53,782)
Balance at 30 June 2009	430,259	(78,953)	351,306
Balance at 1 July 2009	430,259	(78,953)	351,306
Total comprehensive income for the year	-	128,214	128,214
Subtotal	430,259	49,261	479,520
Dividends paid or provided for	-	(107,565)	(107,565)
Balance at 30 June 2010	430,259	(58,304)	371,955

The accompanying notes form part of these financial statements.

Financial statements continued

Statement of cash flows For the year ended 30 June 2010

	Note	2010 \$	2009 \$
Cash flows from operating activities			
Receipts from customers		1,112,067	1,014,073
Payments to suppliers and employees		(886,669)	(893,332)
Interest received		41	172
Finance costs		-	(3,464)
Income tax paid		(1,760)	(40,896)
Net cash flows provided by operating activities	15	149,494	76,553
Cash flows from investing activities			
Purchase of property, plant and equipment		(6,068)	(621)
Net cash used in investing activities		(6,068)	(621)
Cash flows from financing activities			
Repayment of borrowings		(7,448)	(5,430)
Dividends paid		(53,783)	(53,782)
Net cash used in financing activities		(61,231)	(59,212)
Net increase in cash held		82,195	16,720
Cash and cash equivalents at beginning of financial year		294,733	278,013
Cash and cash equivalents at end of financial year	6	376,928	294,733

The accompanying notes form part of these financial statements.

Notes to the financial statements

For year ended 30 June 2010

Note 1. Statement of significant accounting policies

The financial report is a general purpose financial report that has been prepared in accordance with Australian Accounting Standards, Australian Accounting Interpretations, other authoritative pronouncements of the Australian Accounting Standards Board and the Corporations Act 2001.

The financial report covers the Company as an individual entity. The Company is a public Company, incorporated and domiciled in Australia.

Australian Accounting Standards set out accounting policies that the Australian Accounting Standards Board (AASB) has concluded would result in a financial report containing relevant and reliable information about transactions, events and conditions. Compliance with Australian Accounting Standards ensures that the financial statements and notes also comply with International Financial Reporting Standards. Material accounting policies adopted in the preparation of this financial report are presented below and have been consistently applied unless otherwise stated.

The financial report has been prepared on an accruals basis and is based on historical costs modified where applicable by the measurement at fair value of selected non-current assets, financial assets and financial liabilities.

(a) Income tax

The income tax expense (revenue) for the year comprises current income tax expense (income) and deferred tax expense (income).

Current income tax expense charged to the profit or loss is the tax payable on taxable income calculated using applicable income tax rates enacted, or substantially enacted, as at reporting date. Current tax liabilities (assets) are therefore measured at the amounts expected to be paid to (recovered from) the relevant taxation authority.

Deferred income tax expense reflects movements in deferred tax asset and deferred tax liability balances during the year as well as unused tax losses.

Current and deferred income tax expense (income) is charged or credited directly to equity instead of the profit or loss when the tax relates to items that are credited or charged directly to equity.

Deferred tax assets and liabilities are ascertained based on temporary differences arising between the tax bases of assets and liabilities and their carrying amounts in the financial statements. Deferred tax assets also result where amounts have been fully expensed but future tax deductions are available. No deferred income tax will be recognised from the initial recognition of an asset or liability, excluding a business combination, where there is no effect on accounting or taxable profit or loss.

Deferred tax assets and liabilities are calculated at the tax rates that are expected to apply to the period when the asset is realised or the liability is settled, based on tax rates enacted or substantively enacted at reporting date. Their measurement also reflects the manner in which management expects to recover or settle the carrying amount of the related asset or liability.

Notes to the financial statements continued

Deferred tax assets relating to temporary differences and unused tax losses are recognised only to the extent that it is probable that future taxable profit will be available against which the benefits of the deferred tax asset can be utilised.

Current tax assets and liabilities are offset where a legally enforceable right of set off exists and it is intended that net settlement or simultaneous realisation and settlement of the respective asset and liability will occur. Deferred tax assets and liabilities are offset where a legally enforceable right of set-off exists, the deferred tax assets and liabilities relate to income taxes levied by the same taxation authority on either the same taxable entity or different taxable entities where it is intended that net settlement or simultaneous realisation and settlement of the respective asset and liability will occur in future periods in which significant amounts of deferred tax assets or liabilities are expected to be recovered or settled.

(b) Property, plant and equipment

Each class of property, plant and equipment is carried at cost or fair value less, where applicable, any accumulated depreciation and impairment losses.

Property

Freehold land and buildings are shown at their fair value (being the amount for which an asset could be exchanged between knowledgeable willing parties in an arm's length transaction), based on periodic, but at least triennial, valuations by external independent valuers, less subsequent depreciation for buildings.

Increases in the carrying amount arising on revaluation of land and buildings are credited to a revaluation reserve in equity. Decreases that offset previous increases of the same asset are charged against fair value reserves directly in equity; all other decreases are charged to the income statement. Each year the difference between depreciation based on the revalued carrying amount of the asset charged to the income statement and depreciation based on the asset's original cost is transferred from the revaluation reserve to retained earnings.

Any accumulated depreciation at the date of revaluation is eliminated against the gross carrying amount of the asset and the net amount is restated to the revalued amount of the asset.

Plant and equipment

Plant and equipment are measured on the cost basis.

The carrying amount of plant and equipment is reviewed annually by Directors to ensure it is not in excess of the recoverable amount from these assets. The recoverable amount is assessed on the basis of the expected net cash flows that will be received from the assets employment and subsequent disposal. The expected net cash flows have been discounted to their present values in determining recoverable amounts.

Subsequent costs are included in the asset's carrying amount or recognised as a separate asset, as appropriate, only when it is probable that future economic benefits associated with the item will flow to the Company and the cost of the item can be measured reliably. All other repairs and maintenance are charged to the income statement during the financial year in which they are incurred.

Notes to the financial statements continued

Depreciation

The depreciable amount of all fixed assets including building and capitalised lease assets, but excluding freehold land, is depreciated on a straight line basis over their useful lives to the economic entity commencing from the time the asset is held ready for use. Leasehold improvements are depreciated over the shorter of either the unexpired period of the lease or the estimated useful lives of the improvements.

The depreciation rates used for each class of depreciable assets are:

<i>Class of fixed asset</i>	<i>Depreciation rate</i>
Plant and equipment	20%

The assets' residual values and useful lives are reviewed, and adjusted if appropriate, at each balance sheet date.

An asset's carrying amount is written down immediately to its recoverable amount if the asset's carrying amount is greater than its estimated recoverable amount.

Gains and losses on disposals are determined by comparing proceeds with the carrying amount. These gains or losses are included in the income statement. When revalued assets are sold, amounts included in the revaluation reserve relating to that asset are transferred to retained earnings.

(c) Leases

Leases of fixed assets where substantially all the risks and benefits incidental to the ownership of the asset, but not the legal ownership that are transferred to entities in the Company are classified as finance leases.

Finance leases are capitalised by recording an asset and a liability at the lower of the amounts equal to the fair value of the leased property or the present value of the minimum lease payments, including any guaranteed residual values. Lease payments are allocated between the reduction of the lease liability and the lease interest expense for the year.

Leased assets are depreciated on a straight-line basis over the shorter of their estimated useful lives or the lease term.

Lease payments for operating leases, where substantially all the risks and benefits remain with the lessor, are charged as expenses in the periods in which they are incurred.

Lease incentives under operating leases are recognised as a liability and amortised on a straight-line basis over the life of the lease term.

(d) Financial instruments

Recognition and initial measurement

Financial instruments, incorporating financial assets and financial liabilities, are recognised when the Company becomes a party to the contractual provisions of the instrument. Trade date accounting is adopted for financial assets that are delivered within timeframes established by marketplace convention.

Financial instruments are initially measured at fair value plus transactions costs where the instrument is not classified as at fair value through profit or loss. Transaction costs related to instruments classified as at fair value through profit or loss are expensed to profit or loss immediately. Financial instruments are classified and measured as set out below.

Notes to the financial statements continued

Derecognition

Financial assets are derecognised where the contractual rights to receipt of cash flows expires or the asset is transferred to another party whereby the Company no longer has any significant continuing involvement in the risks and benefits associated with the asset. Financial liabilities are derecognised where the related obligations are either discharged, cancelled or expire. The difference between the carrying value of the financial liability extinguished or transferred to another party and the fair value of consideration paid, including the transfer of non-cash assets or liabilities assumed, is recognised in profit or loss.

Classification and subsequent measurement

i. Financial assets at fair value through profit or loss

Financial assets are classified at fair value through profit or loss when they are held for trading for the purpose of short term profit taking, where they are derivatives not held for hedging purposes, or designated as such to avoid an accounting mismatch or to enable performance evaluation where a group of financial assets is managed by key management personnel on a fair value basis in accordance with a documented risk management or investment strategy. Realised and unrealised gains and losses arising from changes in fair value are included in profit or loss in the period in which they arise.

ii. Loans and receivables

Loans and receivables are non-derivative financial assets with fixed or determinable payments that are not quoted in an active market and are subsequently measured at amortised cost using the effective interest rate method.

iii. Held-to-maturity investments

Held-to-maturity investments are non-derivative financial assets that have fixed maturities and fixed or determinable payments, and it is the Company's intention to hold these investments to maturity. They are subsequently measured at amortised cost using the effective interest rate method.

iv. Available-for-sale financial assets

Available-for-sale financial assets are non-derivative financial assets that are either designated as such or that are not classified in any of the other categories. They comprise investments in the equity of other entities where there is neither a fixed maturity nor fixed or determinable payments.

v. Financial liabilities

Non-derivative financial liabilities (excluding financial guarantees) are subsequently measured at amortised cost using the effective interest rate method.

Derivative instruments

Derivative instruments are measured at fair value. Gains and losses arising from changes in fair value are taken to the income statement unless they are designated as hedges.

The Company does not hold any derivative instruments.

Notes to the financial statements continued

Fair value

Fair value is determined based on current bid prices for all quoted investments. Valuation techniques are applied to determine the fair value for all securities, including recent arm's length transactions, reference to similar instruments and option pricing models.

Impairment

At each reporting date, the Company assesses whether there is objective evidence that a financial instrument has been impaired. In the case of available-for-sale financial instruments, a prolonged decline in the value of the instrument is considered to determine whether an impairment has arisen. Impairment losses are recognised in the income statement.

Financial guarantees

Where material, financial guarantees issued, which require the issuer to make specified payments to reimburse the holder for a loss it incurs because a specified debtor fails to make payment when due, are recognised as a financial liability at fair value on initial recognition. The guarantee is subsequently measured at the higher of the best estimate of the obligation and the amount initially recognised less, when appropriate, cumulative amortisation in accordance with AASB 118: Revenue. Where the Company gives guarantees in exchange for a fee, revenue is recognised under AASB 118.

The Company has not issued any financial guarantees.

(e) Impairment of assets

At each reporting date, the Company reviews the carrying values of its tangible and intangible assets to determine whether there is any indication that those assets have been impaired. If such an indication exists, the recoverable amount of the asset, being the higher of the asset's fair value less costs to sell and value in use, is compared to the asset's carrying value. Any excess of the asset's carrying value over its recoverable amount is expensed to the income statement.

Impairment testing is performed annually for goodwill and intangible assets with indefinite lives.

Where it is not possible to estimate the recoverable amount of an individual asset, the Company estimates the recoverable amount of the cash-generating unit to which the asset belongs.

(f) Intangibles

Franchise fee

The franchise fee paid by the Company pursuant to a Franchise Agreement with Bendigo Bank is being amortised over the initial five (5) years period of the agreement, being the period of expected economic benefits of the franchise fee.

(g) Employee benefits

Provision is made for the Company's liability for employee benefits arising from services rendered by employees to balance date. Employee benefits that are expected to be settled within one year have been measured at the amounts expected to be paid when the liability is settled, plus related on-costs. Employee benefits payable later than one year have been measured at the present value of the estimated future cash outflows to be made for those benefits.

Notes to the financial statements continued

(h) Provisions

Provisions are recognised when the Company has a legal or constructive obligation, as a result of past events, for which it is probable that an outflow of economic benefits will result and that outflow can be reliably measured.

(i) Cash and cash equivalents

Cash and cash equivalents include cash on hand, deposits held at call with banks, other short-term highly liquid investments with original maturities of three months or less, and bank overdrafts. Bank overdrafts are shown within short-term borrowings in current liabilities on the balance sheet.

(j) Revenue and other income

Interest revenue is recognised on a proportional basis taking into account the interest rates applicable to the financial assets.

Dividend revenue is recognised when the right to receive a dividend has been established.

Revenue from the rendering of a service is recognised upon the delivery of the service to the customers.

All revenue is stated net of the amount of goods and services tax (GST).

(k) Borrowing costs

Borrowing costs directly attributable to the acquisition, construction or production of assets that necessarily take a substantial period of time to prepare for their intended use or sale, are added to the cost of those assets, until such time as the assets are substantially ready for their intended use of sale.

All other borrowing costs are recognised in income in the period in which they are incurred.

(l) Goods and services tax (GST)

Revenues, expenses and assets are recognised net of the amount of GST, except where the amount of GST incurred is not recoverable from the Australian Taxation Office. In these circumstances, the GST is recognised as part of the cost of acquisition of the asset or as part of an item of the expense. Receivables and payables in the balance sheet are shown inclusive of GST.

Cash flows are presented in the cash flow statement on a gross basis, except for the GST component of investing and financing activities, which are disclosed as operating cash flows.

(m) Comparative figures

When required by Accounting Standards, comparative figures have been adjusted to conform to changes in presentation for the current financial year.

(n) Critical accounting estimates and judgments

The Directors evaluate estimates and judgments incorporated into the financial report based on historical knowledge and best available current information. Estimates assume a reasonable expectation of future events and are based on current trends and economic data, obtained both externally and within the Company.

Notes to the financial statements continued

Key estimates — impairment

The Company assesses impairment at each reporting date by evaluating conditions specific to the Company that may lead to impairment of assets. Where an impairment trigger exists, the recoverable amount of the asset is determined. Value-in-use calculations performed in assessing recoverable amounts incorporate a number of key estimates.

No impairment has been recognised in respect of intangibles for the year ended 30 June 2010. Should the projected turnover figures be materially outside of budgeted figures incorporated in value-in-use calculations, an impairment loss would be recognised up to the maximum carrying value of intangibles at 30 June 2010 amounting to \$17,513.

(o) Adoption of new and revised accounting standards

During the current year the Company adopted all of the new and revised Australian Accounting Standards and Interpretations applicable to its operations which became mandatory.

The adoption of these standards has impacted the recognition, measurement and disclosure of certain transactions. The following is an explanation of the impact the adoption of these standards and interpretations has had on the financial statements of the Company.

AASB 8: Operating segments

In February 2007 the Australian Accounting Standards Board issued AASB 8 which replaced AASB 114: Segment Reporting. As a result, some of the required operating segment disclosures have changed with the addition of a possible impact on the impairment testing of goodwill allocated to the cash generating units (CGUs) of the entity. Below is an overview of the key changes and the impact on the Company's financial statements.

Measurement impact

Identification and measurement of segments — AASB 8 requires the 'management approach' to the identification measurement and disclosure of operating segments. The 'management approach' requires that operating segments be identified on the basis of internal reports that are regularly reviewed by the entity's chief operating decision maker, for the purpose of allocating resources and assessing performance. This could also include the identification of operating segments which sell primarily or exclusively to other internal operating segments. Under AASB 114, segments were identified by business and geographical areas, and only segments deriving revenue from external sources were considered.

The adoption of the 'management approach' to segment reporting has resulted in the identification of reportable segments largely consistent with the prior year.

Under AASB 8, operating segments are determined based on management reports using the 'management approach', whereas under AASB 114 financial results of such segments were recognised and measured in accordance with Australian Accounting Standards. This has resulted in changes to the presentation of segment results, with inter-segment sales and expenses such as depreciation and impairment now being reported for each segment rather than in aggregate for total group operations, as this is how they are reviewed by the chief operating decision maker.

Notes to the financial statements continued

Impairment testing of the segment's goodwill

AASB 136: Impairment of Assets, para 80 requires that goodwill acquired in a business combination shall be allocated to each of the acquirer's CGUs, or group of CGUs that are expected to benefit from the synergies of the combination. Each cash generating unit (CGU) which the goodwill is allocated to must represent the lowest level within the entity at which goodwill is monitored, however it cannot be larger than an operating segment. Therefore, due to the changes in the identification of segments, there is a risk that goodwill previously allocated to a CGU which was part of a larger segment could now be allocated across multiple segments if a segment had to be split as a result of changes to AASB 8.

Management have considered the requirements of AASB 136 and determined the implementation of AASB 8 has not impacted the CGUs of each operating segment.

Disclosure impact

AASB 8 requires a number of additional quantitative and qualitative disclosures, not previously required under AASB 114, where such information is utilised by the chief operating decision maker. This information is now disclosed as part of the financial statements.

AASB 101: Presentation of financial statements

In September 2007 the Australian Accounting Standards Board revised AASB 101 and as a result, there have been changes to the presentation and disclosure of certain information within the financial statements. Below is an overview of the key changes and the impact on the Company's financial statements.

Disclosure impact

Terminology changes — the revised version of AASB 101 contains a number of terminology changes, including the amendment of the names of the primary financial statements.

Reporting changes in equity — the revised AASB 101 requires all changes in equity arising from transactions with owners, in their capacity as owners, to be presented separately from non-owner changes in equity. Owner changes in equity are to be presented in the statement of changes in equity, with non-owner changes in equity presented in the statement of comprehensive income. The previous version of AASB 101 required that owner changes in equity and other comprehensive income be presented in the statement of changes in equity.

Statement of comprehensive income — the revised AASB 101 requires all income and expenses to be presented in either one statement, the statement of comprehensive income, or two statements, a separate income statement and a statement of comprehensive income. The previous version of AASB 101 required only the presentation of a single income statement.

The Company's financial statements now contain a statement of comprehensive income.

Other comprehensive income — The revised version of AASB 101 introduces the concept of 'other comprehensive income' which comprises of income and expenses that are not recognised in profit or loss as required by other Australian Accounting Standards. Items of other comprehensive income are to be disclosed in the statement of comprehensive income. Entities are required to disclose the income tax relating to each component of other comprehensive income. The previous version of AASB 101 did not contain an equivalent concept.

Notes to the financial statements continued

(p) New accounting standards for application in future periods

The AASB has issued new and amended accounting standards and interpretations that have mandatory application dates for future reporting periods. The Company has decided against early adoption of these standards. A discussion of those future requirements and their impact on the Company follows:

- AASB 9: Financial Instruments and AASB 2009–11: Amendments to Australian Accounting Standards arising from AASB 9 [AASB 1, 3, 4, 5, 7, 101, 102, 108, 112, 118, 121, 127, 128, 131, 132, 136, 139, 1023 & 1038 and Interpretations 10 & 12] (applicable for annual reporting periods commencing on or after 1 January 2013).

These standards are applicable retrospectively and amend the classification and measurement of financial assets. The Company has not yet determined the potential impact on the financial statements.

The changes made to accounting requirements include:

- simplifying the classifications of financial assets into those carried at amortised cost and those carried at fair value;
 - simplifying the requirements for embedded derivatives;
 - removing the tainting rules associated with held-to-maturity assets;
 - removing the requirements to separate and fair value embedded derivatives for financial assets carried at amortised cost;
 - allowing an irrevocable election on initial recognition to present gains and losses on investments in equity instruments that are not held for trading in other comprehensive income. Dividends in respect of these investments that are a return on investment can be recognised in profit or loss and there is no impairment or recycling on disposal of the instrument; and
 - reclassifying financial assets where there is a change in an entity's business model as they are initially classified based on:
 - a. the objective of the entity's business model for managing the financial assets; and
 - b. the characteristics of the contractual cash flows.
- AASB 124: Related Party Disclosures (applicable for annual reporting periods commencing on or after 1 January 2011).

This standard removes the requirement for government related entities to disclose details of all transactions with the government and other government related entities and clarifies the definition of a related party to remove inconsistencies and simplify the structure of the standard. No changes are expected to materially affect the Company.

Notes to the financial statements continued

- AASB 2009-4: Amendments to Australian Accounting Standards arising from the Annual Improvements

Project [AASB 2 and AASB 138 and AASB Interpretations 9 & 16] (applicable for annual reporting periods commencing from 1 July 2009) and AASB 2009-5: Further Amendments to Australian Accounting Standards arising from the Annual Improvements Project [AASB 5, 8, 101, 107, 117, 118, 136 & 139] (applicable for annual reporting periods commencing from 1 January 2010).

These standards detail numerous non-urgent but necessary changes to accounting standards arising from the IASB's annual improvements project. No changes are expected to materially affect the Company.

- AASB 2009-8: Amendments to Australian Accounting Standards — Group Cash-settled Share-based Payment

Transactions [AASB 2] (applicable for annual reporting periods commencing on or after 1 January 2010).

These amendments clarify the accounting for group cash-settled share-based payment transactions in the separate or individual financial statements of the entity receiving the goods or services when the entity has no obligation to settle the share-based payment transaction. The amendments incorporate the requirements previously included in Interpretation 8 and Interpretation 11 and as a consequence, these two Interpretations are superseded by the amendments. These amendments are not expected to impact the Company.

- AASB 2009-9: Amendments to Australian Accounting Standards — Additional Exemptions for First-time

Adopters [AASB 1] (applicable for annual reporting periods commencing on or after 1 January 2010).

These amendments specify requirements for entities using the full cost method in place of the retrospective application of Australian Accounting Standards for oil and gas assets, and exempt entities with existing leasing contracts from reassessing the classification of those contracts in accordance with Interpretation 4 when the application of their previous accounting policies would have given the same outcome. These amendments are not expected to impact the Company.

- AASB 2009-10: Amendments to Australian Accounting Standards — Classification of Rights Issues

[AASB 132] (applicable for annual reporting periods commencing on or after 1 February 2010).

These amendments clarify that rights, options or warrants to acquire a fixed number of an entity's own equity instruments for a fixed amount in any currency are equity instruments if the entity offers the rights, options or warrants pro-rata to all existing owners of the same class of its own non-derivative equity instruments. These amendments are not expected to impact the Company.

- AASB 2009-12: Amendments to Australian Accounting Standards [AASBs 5, 8, 108, 110, 112, 119, 133, 137, 139, 1023 & 1031 and Interpretations 2, 4, 16, 1039 & 1052] (applicable for annual reporting periods commencing on or after 1 January 2011).

This standard makes a number of editorial amendments to a range of Australian Accounting Standards and Interpretations, including amendments to reflect changes made to the text of International Financial Reporting Standards by the IASB. The standard also amends AASB 8 to require entities to exercise judgment in assessing whether a government and entities known to be under the control of that government are considered a single customer for the purposes of certain operating segment disclosures. These amendments are not expected to impact the Company.

Notes to the financial statements continued

- AASB 2009-13: Amendments to Australian Accounting Standards arising from Interpretation 19 [AASB 1] (applicable for annual reporting periods commencing on or after 1 July 2010).

This standard makes amendments to AASB 1 arising from the issue of Interpretation 19. The amendments allow a first-time adopter to apply the transitional provisions in Interpretation 19. This standard is not expected to impact the Company.

- AASB 2009-14: Amendments to Australian Interpretation – Prepayments of a Minimum Funding Requirement [AASB Interpretation 14] (applicable for annual reporting periods commencing on or after 1 January 2011).

This standard amends Interpretation 14 to address unintended consequences that can arise from the previous accounting requirements when an entity prepays future contributions into a defined benefit pension plan.

- AASB Interpretation 19: Extinguishing Financial Liabilities with Equity Instruments (applicable for annual reporting periods commencing on or after 1 July 2010).

This Interpretation deals with how a debtor would account for the extinguishment of a liability through the issue of equity instruments. The Interpretation states that the issue of equity should be treated as the consideration paid to extinguish the liability, and the equity instruments issued should be recognised at their fair value unless fair value cannot be measured reliably in which case they shall be measured at the fair value of the liability extinguished. The Interpretation deals with situations where either partial or full settlement of the liability has occurred. This Interpretation is not expected to impact the Company.

The Company does not anticipate the early adoption of any of the above Australian Accounting Standards.

(q) Authorisation for financial report

The financial report was authorised for issue on 27 August 2010 by the Board of Directors

Notes to the financial statements continued

	2010 \$	2009 \$
--	------------	------------

Note 2. Revenue

Franchise margin income	1,106,855	1,020,947
Interest revenue	41	172
Other income	19,147	109
	1,126,043	1,021,228

Note 3. Expenses

Advertising and marketing	18,585	28,309
ATM leasing and running costs	20,352	9,122
Bad debts	701	1,107
Community sponsorship and donations	218,648	204,546
Freight and postage	13,466	8,409
Insurance	15,504	14,232
IT leasing and running costs	27,504	28,983
Occupancy running costs	10,578	7,556
Printing and stationery	13,959	12,595
Rental on operating lease	21,258	24,376
Security	2,717	3,475
Other operating expenses	53,919	122,147
	416,925	464,857
Remuneration of the Auditors of the Company		
Audit services	6,800	6,600
Other Services	5,188	4,700
	11,988	11,300

Notes to the financial statements continued

Note 4. Income tax expense

No income tax is payable by the Company as it has recouped tax losses previously brought to account for income tax purposes.

a. The components of tax expense comprise:

Current tax	63,590	36,758
Deferred tax (Note 23)	(5,663)	335
Over provision in respect of prior years	(73)	-
	57,854	37,093

b. The prima facie tax on profit before income tax is reconciled to the income tax as follows:

Prima facie tax payable on profit before income tax at 30% (2009: 30%)	55,820	33,613
Add:		
Tax effect of:		
- non-deductible depreciation and amortisation	3,000	3,000
- other non-allowable items	39	480
Less:		
Tax effect of:		
- overprovision for income tax in prior years	(73)	-
- other allowable items	(932)	-
Income tax attributable to the Company	57,854	37,093

Note 5. Key management personnel compensation

a. Names and positions

<i>Name</i>	<i>Position</i>
Glyn Yates	Chairman
Ian Shannon	Non-Executive Director
Neil Martin	Non-Executive Director
Joseph Italiano	Non-Executive Director
Ian Miffing	Non-Executive Director / Secretary
John Piavanini	Non-Executive Director
Kenneth Smallwood	Non-Executive Director
Jocelyn Whiteaker	Non-Executive Director
Roslyn Oxley (ceased 6 November 2009)	Non-Executive Director
Paul Sweeney (appointed 27 July 2009)	Non-Executive Director

Notes to the financial statements continued

b. Options provided as remuneration and shares issued on exercise of such options

No options were provided as remuneration or shares issued on exercise of options.

c. Option holdings

No options over ordinary shares in the Company are held by any Director of the Company or other key management personnel, including their personally related parties.

d. Shareholdings

Number of ordinary shares held by key management personnel

2010	Ordinary Shares			
	Balance at beginning of period	Perchased during the period	Other changes	Balance at end of period
Directors				
Neil Martin	6,001			6,001
Joseph Italiano	3,301			3,301
Ian Miffing	4,501			4,501
John Piavanini	13,001			13,001
Ian Shannon	2,500			2,500
Kenneth Smallwood	21,600			21,600
Jocelyn Whiteaker	200			200
Glyn Yates	5,000			5,000
Roslyn Oxley (ceased 6 November, 2009)	-			-
Paul Sweeney (appointed 27 July, 2009)	-		1,500	1,500
	56,104	-	1,500	57,604

Notes to the financial statements continued

	2010	2009
	\$	\$

Note 6. Cash and cash equivalents

Cash at bank and in hand	376,928	294,733
--------------------------	---------	---------

Reconciliation of cash

Cash at the end of the financial year as shown in the cash flow statement is reconciled to items in the balance sheet as follows:

Cash and cash equivalents	376,928	294,733
---------------------------	---------	---------

Note 7. Trade and other receivables

Trade debtors	110,331	93,396
---------------	---------	--------

a. Provision For Impairment of Receivables

Current trade and term receivables are non-interest bearing loans and generally on 30-day terms. Non-current trade and term receivables are assessed for recoverability based on the underlying terms of the contract. A provision for impairment is recognised when there is an objective evidence that an individual trade or term receivable is impaired. These amounts have been included in the other expenses item.

There is no provision for impairment of receivables.

Notes to the financial statements continued

	2010 \$	2009 \$
--	------------	------------

Note 8. Other assets

Current

Prepayments	7,015	8,443
-------------	-------	-------

Note 9. Property, plant and equipment

Plant and equipment

Cost	293,379	233,311
Accumulated depreciation	(195,012)	(180,237)
	44,367	53,074
<i>Movements in carrying amount</i>		
Balance at the beginning of the year	53,074	67,004
Additions	6,068	621
Depreciation expense	(14,775)	(14,551)
Carrying amount at end of year	44,367	53,074

Note 10. Intangible assets

Franchise fee

Cost	50,000	50,000
Accumulated amortisation	(34,520)	(24,480)
	15,480	25,480

Pursuant to a five year franchise agreement with Bendigo and Adelaide Bank Ltd, the Company operates a branch of Bendigo and Adelaide Bank Ltd, providing a core range of banking products and services.

Note 11. Trade and other payables

Trade creditors and accruals	34,242	31,780
GST payable	12,800	9,302
Dividend payable	54,290	-
	101,332	41,082

Notes to the financial statements continued

	2010 \$	2009 \$
--	------------	------------

Note 12. Financial liabilities

Current

Chattel mortgage	25,295	6,409
Mortgage loan	734	545
	26,029	6,954

Non current

Chattel mortgage	-	26,523
------------------	---	---------------

Security

The bank overdraft and mortgage loan are secured by a floating charge over the Company's assets.

Note 13. Provisions

Current

Provision for employee entitlements	24,362	24,147
-------------------------------------	---------------	---------------

Non current

Provision for employee entitlements	16,660	-
Number of employees at year end	8	8

Note 14. Equity

430,259 (2009: 430,259) fully paid ordinary shares	430,259	430,259
--	----------------	----------------

Note 15. Cash flow information

a. Reconciliation of cash flow from operations with profit after tax

Profit after tax	128,214	74,950
Depreciation and amortisation	24,775	24,551
<i>Movement in assets and liabilities</i>		
Receivables	(13,935)	(6,983)
Other assets	1,428	3,091
Payables	6,468	(14,135)
Deferred tax asset	(5,663)	335
Provisions	18,875	(1,118)
Current tax liability	(10,668)	(4,138)
Net cash provided by operating Activities	149,494	76,553

b. Credit Standby Arrangement and Loan Facilities

The Company does not operate a bank overdraft facility or have any loan facilities at present.

Notes to the financial statements continued

Note 16. Related party transactions

The related parties have not entered into a transaction with the Company during the financial years ended 30 June 2010 and 30 June 2009.

	2010 \$	2009 \$
--	------------	------------

Note 17. Leasing commitments

Non cancellable operating lease commitment contracted for but not capitalised in the financial statements

Payable		
Not longer than 1 year	21,960	21,960
Longer than 1 year but not longer than 5 years	25,620	47,580
	47,580	69,540

Note 18. Dividends

Distributions paid

2009 final dividend of 12.5 (2009:12.5) cents per share

franked at the tax rate of 30% (2009: 0%)

2010 final dividend (fully franked) of 12.5 cents per share proposed

	107,565	53,782
--	----------------	---------------

a. Proposed final 2010 fully franked ordinary dividend of 12.5 (2009:0) cents per share franked at the tax rate of 30% (2009: 0%)

53,783

b. Balance of franking account at year end adjusted for franking credits arising from:

- payment of provision for income tax

138,118 134,253

Subsequent to year end, the franking account would be

reduced by the proposed dividend reflected per (a) as follows:

(23,050) (23,050)

115,068 111,203

Notes to the financial statements continued

Note 19. Financial risk management

The Company's financial instruments consist mainly of deposits with banks, local money market instruments, short-term investments, accounts receivable and payable, loans, bills and leases.

The Directors' overall risk management strategy seeks to assist the Company in meeting its financial targets, whilst minimising potential adverse effects on financial performance.

a. Financial risk management policies

Risk management policies are approved and reviewed by the Board of Directors on a regular basis. These include the credit risk policies and future cash flow requirements. The main purpose of non-derivative financial instruments is to raise finance for Company operations. The Company does not have any derivative instruments at 30 June 2010.

b. Financial risk exposures and management

The main risks the Company is exposed to through its financial instruments are interest rate risk, liquidity risk and credit risk.

i. Interest rate risk

Interest rate risk is managed with a mixture of fixed and floating rate debt.

ii. Foreign currency risk

The company is not exposed to fluctuations in foreign currencies.

iii. Liquidity risk

The Company manages liquidity risk by monitoring forecast cash flows and ensuring that adequate unutilised borrowing facilities are maintained.

iv. Credit risk

The maximum exposure to credit risk, excluding the value of any collateral or other security, at balance date to recognised financial assets, is the carrying amount, net of any provisions for impairment of those assets, as disclosed in the balance sheet and notes to the financial statements.

There are no material amounts of collateral held as security at 30 June 2010.

The Company does not have any material credit risk exposure to any single receivable or group of receivables under financial instruments entered into by the Company.

Credit risk is managed reviewed regularly by the Board of Directors. It arises from exposures to customers as well as through deposits with financial institutions.

The Board of Directors monitors credit risk by actively assessing the rating quality and liquidity of counter parties:

- all potential customers are rated for credit worthiness taking into account their size, market position and financial standing; and
- customers that do not meet the Company's strict credit policies may only purchase in cash or using recognised credit cards.

The trade receivables balances at 30 June 2010 and 30 June 2009 do not include any counterparties with external credit ratings. Customers are assessed for credit worthiness using the criteria detailed above.

v. Price risk

The Company is not exposed to any material commodity price risk.

Notes to the financial statements continued

c. Financial Instrument Composition and Maturity analysis

The table below reflects the undiscounted contractual settlement terms for financial instruments of a fixed period of maturity, as well as management's expectations of the settlement period for all other financial instruments. As such, the amounts may not reconcile to the balance sheet.

2010		Variable		Fixed		
	Weighted average effective interest rate	Floating interest rate	Within 1 year	Within 1 to 5 years	Non Interest bearing	Total
<i>Financial assets</i>						
Cash and cash equivalents	0.08%	376,928	-	-	-	376,928
Loans and receivables		-	-	-	110,331	110,331
Total financial assets		376,928	-	-	110,331	487,259
<i>Financial liability</i>						
Bank overdraft secured						
Bank loan secured	8.67%	734	25,295	-		26,029
Trade and other payables		-	-	-	101,332	101,332
Total financial liabilities	-	734	25,295	-	101,332	127,361
2009						
	Weighted average effective interest rate	Floating interest rate	Within 1 year	Within 1 to 5 years	Non Interest bearing	Total
<i>Financial assets</i>						
Cash and cash equivalents	0.05%	294,733	-	-	-	294,733
Loans and receivables		-	-	-	96,396	96,396
Total financial assets		294,733	-	-	96,396	391,129
<i>Financial liability</i>						
Bank overdraft secured						
Bank overdraft secured	8.25%	545	6,409	26,523	-	33,477
Trade and other payables				-	41,082	41,082
Total financial liabilities		545	6,409	26,523	41,082	74,559
Trade and sundry payables are expected to be paid as followed:						
Less than 6 months				101,332		41,082
6 months to 1 year				-		-
1 to 5 years				-		-
Over 5 years						
				101,332		41,082

Notes to the financial statements continued

d. Net fair values

The net fair values of investments have been valued at the quoted market bid price at balance date adjusted for transaction costs expected to be incurred. For other assets and other liabilities the net fair value approximates their carrying value. No financial assets and financial liabilities are readily traded on organised markets in standardised form other than investments. Financial assets where the carrying amount exceeds net fair values have not been written down as the Company intends to hold these assets to maturity.

The aggregate net fair values and carrying amounts of financial assets and financial liabilities are disclosed in the balance sheet and in the notes to the financial statements.

Fair values are materially in line with carrying values.

e. Sensitivity analysis

i. Interest rate risk

The Company has performed a sensitivity analysis relating to its exposure to interest rate risk at balance date. This sensitivity analysis demonstrates the effect on the current year results and equity which could result from a change in these risks.

ii. Interest rate sensitivity analysis

At 30 June 2010, the effect on profit and equity as a result of changes in the interest rate, with all other variables remaining constant would be as follows:

2010		-2%		+2%	
	Carrying amount \$	Profit \$	Equity \$	Profit \$	Equity \$
<i>Financial assets</i>					
Cash and cash equivalents	376,928	(7,539)	(7,539)	7,539	7,539
<i>Financial liability</i>					
Bank loan secured	734	15	15	(15)	(15)
2009		-2%		+2%	
	Carrying amount \$	Profit \$	Equity \$	Profit \$	Equity \$
<i>Financial assets</i>					
Cash and cash equivalents	294,733	(5,895)	(5,895)	5,895	5,895
<i>Financial liability</i>					
Bank loan secured	545	11	11	(11)	(11)

The above interest rate sensitivity analysis has been performed on the assumption that all other variables remain unchanged. The Company has no exposure to fluctuations in foreign currency.

Notes to the financial statements continued

Note 20. Operating segments

Types of products and services by segment

The Company operates in the financial services sector as a branch of Bendigo and Adelaide Bank Ltd in Western Australia.

Basis of accounting for purposes of reporting by operating segments

Accounting policies adopted

Unless stated otherwise, all amounts reported to the Board of Directors as the chief decision maker with respect to operating segments are determined in accordance with accounting policies that are consistent to those adopted in the annual financial statements of the Company.

Comparative information

Major customers

The Company operates under the terms of a franchise agreement with Bendigo and Adelaide Bank Ltd, which accounts for all of the franchise margin income.

Note 21. Events after the balance sheet date

No matters or circumstances have arisen since the end of the financial year that significantly affected or may significantly affect the operations of the Company, the results of those operations, or the state of affairs of the Company in subsequent financial years.

Note 22. Contingent liabilities and contingent assets

There were no contingent liabilities or contingent assets at the reporting date.

Notes to the financial statements continued

	2010 \$	2009 \$
--	------------	------------

Note 23. Tax

a. Liability

Current

Income tax	26,090	36,758
------------	--------	--------

b. Assets

Deferred tax assets comprise:

Provisions	12,307	6,644
------------	--------	-------

	13,307	6,644
--	---------------	--------------

c. Reconciliations

i. Gross movements

The overall movement in the deferred tax account is as follows:

Opening balance	6,644	6,979
-----------------	-------	-------

Credit to income statement	5,663	(335)
----------------------------	-------	-------

Closing balance	12,307	6,644
-----------------	---------------	--------------

ii. Deferred tax assets

The movement in deferred tax assets for each temporary difference during the year is as follows:

Provisions

Opening balance	6,644	6,979
-----------------	-------	-------

Credit to the income statement	(2,883)	(335)
--------------------------------	---------	-------

Closing balance	12,307	6,644
------------------------	---------------	--------------

24. Company details

The registered office of the Company is:

The registered office and principal place of business of the Company is:

70 Forrest Street

Collie WA 6225

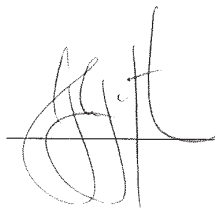
Directors' declaration

The Directors of the Company declare that:

1. the accompanying financial statements and notes are in accordance with the *Corporations Act 2001* and:
 - a. comply with Accounting Standard; and
 - b. give a true and fair view of the financial position as at 30 June 2010 and of the performance for the year ended on that date of the Company;
2. the Chief Executive Officer and Chief Finance Officer have each declared that:
 - a. the financial records of the Company for the financial year have been properly maintained in accordance with section 286 of the *Corporations Act 2001*;
 - b. the financial statements and notes for the financial year comply with the Accounting Standards; and
 - c. the financial statements and notes for the financial year give a true and fair view.
3. in the Directors' opinion there are reasonable grounds to believe that the Company will be able to pay its debts as and when they become due and payable; and
4. The financial statements and notes thereto comply with International Financial Reporting Standards, as disclosed in Note 1.

This declaration is made in accordance with a resolution of the Board of Directors.

Director



Dated this

20

day of

September

2010

Independent audit report

RSM Bird Cameron Partners

Chartered Accountants

8 St Georges Terrace Perth WA 6000
GPO Box R1253 Perth WA 6844
T +61 8 9261 9100 F +61 8 9261 9101
www.rsmi.com.au

INDEPENDENT AUDIT REPORT TO THE MEMBERS OF MANDURAH COMMUNITY FINANCIAL SERVICES LIMITED

Report on the Financial Report

We have audited the accompanying financial report of Community Financial Services Limited ("the company"), which comprises the balance sheet as at 30 June 2010 and the income statement, statement of changes in equity and cash flow statement for the year ended on that date, a summary of significant accounting policies, other explanatory notes and the directors' declaration.

Directors' Responsibility for the Financial Report

The directors of the company are responsible for the preparation and fair presentation of the financial report in accordance with Australian Accounting Standards (including the Australian Accounting Interpretations) and the *Corporations Act 2001*. This responsibility includes establishing and maintaining internal control relevant to the preparation and fair presentation of the financial report that is free from material misstatement, whether due to fraud or error; selecting and applying appropriate accounting policies; and making accounting estimates that are reasonable in the circumstances. In Note 1, the directors also state, in accordance with Accounting Standard AASB 101 Presentation of Financial Statements, that compliance with the Australian equivalents to International Financial Reporting Standards ensures that the financial report, comprising the financial statements and notes, complies with International Financial Reporting Standards.

Auditor's Responsibility

Our responsibility is to express an opinion on the financial report based on our audit. We conducted our audit in accordance with Australian Auditing Standards. These Auditing Standards require that we comply with relevant ethical requirements relating to audit engagements and plan and perform the audit to obtain reasonable assurance whether the financial report is free from material misstatement.

An audit involves performing procedures to obtain audit evidence about the amounts and disclosures in the financial report. The procedures selected depend on the auditor's judgement, including the assessment of the risks of material misstatement of the financial report, whether due to fraud or error. In making those risk assessments, the auditor considers internal control relevant to the entity's preparation and fair presentation of the financial report in order to design audit procedures that are appropriate in the circumstances, but not for the purpose of expressing an opinion on the effectiveness of the entity's internal control. An audit also includes evaluating the appropriateness of accounting policies used and the reasonableness of accounting estimates made by the directors, as well as evaluating the overall presentation of the financial report.

We believe that the audit evidence we have obtained is sufficient and appropriate to provide a basis for our audit opinions.

Independence

In conducting our audit, we have complied with the independence requirements of the *Corporations Act 2001*.

Auditor's Opinion

In our opinion:

- a. the financial report of Community Financial Services Limited is in accordance with the *Corporations Act 2001*, including:
 - i. giving a true and fair view of the company's financial position as at 30 June 2010 and of its performance for the year ended on that date; and

¹Liability limited by a scheme approved under Professional Standards Legislation

37
Major Offices in:
Perth, Sydney, Melbourne,
Adelaide and Canberra
ABN 36 965 185 036

RSM Bird Cameron Partners is an independent member firm of RSM International, an affiliation of independent accounting and consulting firms.

Independent audit report

- ii. complying with Australian Accounting Standards (including the Australian Accounting Interpretations) and the Corporations Regulations 2001; and
- b. the financial report also complies with International Financial Reporting Standards as disclosed in Note 1.

Report on the Remuneration Report

We have audited the Remuneration Report included in the directors' report for the financial year ended 30 June 2010. The directors of the company are responsible for the preparation and presentation of the Remuneration Report in accordance with section 300A of the *Corporations Act 2001*. Our responsibility is to express an opinion on the Remuneration Report, based on our audit conducted in accordance with Australian Auditing Standards.

Auditor's Opinion

In our opinion the Remuneration Report of Community Financial Services Limited for the financial year ended 30 June 2010 complies with section 300A of the *Corporations Act 2001*

RSM BIRD CAMERON PARTNERS

Chartered Accountants



David Wall

Partner

Perth, Western Australia

Date: 27 August 2010

Collie **Community Bank**[®] Branch
70 Forrest Street, Collie WA 6225
Phone: (08) 9734 7411 Fax: (08) 9734 7511

Franchisee: Collie & Districts Community Financial
Services Limited
70 Forrest Street, Collie WA 6225
Phone: (08) 9734 7411 Fax: (08) 9734 7511
ABN: 76 096 536 355

www.bendigobank.com.au/collie
Bendigo and Adelaide Bank Limited,
The Bendigo Centre, Bendigo VIC 3550
ABN 11 068 049 178. AFSL 237879.
(KKWAR10007) (9/10)