

# Annual Report 2022

East Gosford &  
Districts Financial  
Services Ltd.

Community Bank  
East Gosford, Lisarow & Kincumber  
ABN 90 092 538 620

# Contents

---

Chair's report	3
Senior Branch Manager and Group CEO's Report	4
Bendigo and Adelaide Bank Message	5
Community Bank National Council Message	6
Performance snapshot	7
Dividend payment history	8
Annual general meeting	8
Corporate governance statement	9
Directors' report	11
Remuneration report	17
Auditor's declaration	20
Annual financial statements and notes	21
Directors' declaration	55
Additional information required by NSX	53
Independent Auditor's report	56

---

# Chair's Report

---

On behalf of the Board and Management, I am pleased to present the 21<sup>st</sup> Annual Report on the affairs of your Company, now in its 22<sup>nd</sup> year of operation.

Our trading result for the financial year, after provision for income tax and charitable donations and sponsorship was a loss of \$48,787 (2021 profit \$13,657). Our earnings continued to be significantly impacted as a result of low margins which drives our revenue. The Reserve Bank maintained the official cash rate at 0.10% pa until 4 May 2022 which had a profound impact on our earnings.

Revenue reduced from \$2.023 million in 2021 to \$1.969 million in 2022 as a result of lower margins. Expenses, including charitable donations and sponsorships, increased from \$2.000 million to \$2.034 million in the current year. Business levels were maintained and are discussed in the attached report from our Chief Executive.

We have not placed additional funds with the Bendigo Bank Community Enterprise Foundation again this year. We believe there are sufficient funds held by the Foundation on our account to enable us to provide adequate support for the major community causes we have identified. We remain focused on social causes as a way in which your Company can make a difference in the local community.

I thank our Chief Executive, Michael Bell, our Managers, Julie Eastham at Kincumber, Martin Creesey at East Gosford, and Amie Ebert, our new Mobile Relationship Manager and former Lisarow branch Manager, and all our staff for their continued dedication and commitment to the Community Bank concept and its promotion in the community. Our Company has continued to face challenges in this low interest rate environment, and I commend all of our staff for their unwavering commitment to supporting our Company, our shareholders, our customers and our community.

On behalf of the Board, I thank all our valued shareholders and customers for your continued support in helping us to build a successful Community Bank branch network, which in turn benefits our community. It is through your support that our Company and the Community Bank concept continues to grow.

My thanks go to the Directors for their contribution in building our business. I thank those Directors, who for different personal reasons retired during the financial year, being John Coman, Cameron Shepherd and Sarah Brennan, for their significant contributions to our Company. I welcome our new Directors, Linda Cooper and Christina Benson who joined our Board during the financial year, and I look forward to working with them. One of our founding Directors, Brian Lindbeck, as an Emeritus Director, continues to be involved with your Company for which I am grateful. The Directors on your Board have knowledge, skills and experience to help guide our Company as it continues to grow in a meaningful way.

Garry Morris

Chair



## We're here for you

# Chief Executive Officer's Report

---

Welcome Shareholders to my report for the 2021-22 financial year.

The business figures continued to grow this year with overall growth of \$38 million achieved, lifting our Lending & Deposit portfolios to a combined \$355 million. This has now seen growth of \$66m over the past 2 years.

Unfortunately, though, due to the low interest rate environment we were in, this still did not convert to revenue, however we have built momentum with this growth which will bode well for the future and is showing improved results on the back of recent upwards interest rate movements.

Over the past years we have held Strategic Planning days and this year again was no different. We continue to look at best structure for our branches and people, staff, all to best suit current business, customer, and community needs.

One of the biggest changes we have implemented and continue to develop is at board level where we have now completely changed the mix and skills of our directors to assist with the future guidance and growth of the business. We continue to fill our board positions in this manner.

We continue to hold board meetings bimonthly; we hold Portfolio meetings in the off month to ensure that the outcomes of the strategic planning day are being worked on and implemented. Given the current interest rate environment your Finance Portfolio meets every month to discuss results to date and keep a firm eye on our cash position. We believe we have a great mix of skills and diversity that can only benefit our business. The Portfolio members are allocated based on their skill set to maximise effectiveness of our directors.

Our community involvement continued to be hampered this year. We believe in being out and about at events as it assists in driving business when we are working in challenging times. COVID-19 still brought up many challenges to this with a lot of events planned again cancelled, which limited us being able to get out and about. You can follow what we do in the community on Facebook at Central Coast Branches of Bendigo Bank. Please like and share for maximum exposure of our business so we can reach as many people as possible.

Our focus will be to continue to provide superior service to our customers, shareholders, and community. All staff are focused on growing the business and helping our Community Bank branches at the many events and functions we support and attend by continually promoting our branches to gain new business.

It is a big part of our business to receive referrals and recommendations from our shareholders and customers and we encourage you to have family and friends contact us to discuss their banking needs. We offer competitive products some of which are best in market, so why not have them talk with a local branch manager or staff member.

A thank you to all our staff across our three branches for your hard work and generous commitment of time when required, along with continued positive attitude during a tough time with COVID restrictions and supporting customers in branch, all to ensure our business is successful.

Also, a thank you to our partners Bendigo Bank and their representatives that work with us. Thank you to all Directors who give of their time and experience from their own occupations to ensure long term viability of our business.

And thank you to our shareholders and customers for your continued support of our branches and for what the Community Bank model represents within our communities.

Michael Bell

Senior Branch Manager &

Group Chief Executive Officer

# Bendigo and Adelaide Bank Message

---

Community continues to be core to who we are at Bendigo and Adelaide Bank.

With your support, we are enabling community infrastructure to be built, strengthening the arts and culturally diverse communities, improving educational outcomes, and growing healthy places for Australians to live and work. On behalf of the Bank, thank you for continuing to play a vital role in supporting your community.

As we emerge from the pandemic and navigate a shifting economic landscape, the investments our Community Banks make in the future of the communities in which they operate has never been more important.

We are proud that more Australians are choosing to do their banking with Bendigo and Adelaide Bank – and importantly trust us with their financial needs. We are Australia's most trusted bank (Roy Morgan, May 2022), an outcome that you have all contributed to and should feel proud of.

Our purpose has never been more important; we remain committed to continuing to feed into the prosperity of our customers and communities, and not off them.

Your ongoing support as a shareholder is essential to the success of your local community. Together, we will continue to grow sustainably and make a positive impact for generations to come.

**Justine Minne**

Bendigo and Adelaide Bank

# Community Bank National Council

---

As a shareholder in your local Community Bank, you are part of this incredible social network that is playing an increasingly important role in the Australian economy.

The Community Bank network was a first mover in Australia with its unique social enterprise model. The first Community Bank opened its doors in 1998, and since then, the network has grown to 307 Community Bank branches.



COMMUNITY BANK  
NATIONAL COUNCIL

The network represents a diverse cross-section of Australia with 240 social enterprises, 70,000+ shareholders, 1600+ volunteer directors, 1600+ staff and 905,000 customers located in metro, regional, rural and remote locations across the country. It's not uncommon to visit a country town and see the Community Bank logo affixed to public amenities; at the front of schools, and on the perimeter of sporting clubs – such is the breadth and depth of our investments over the years.

The Community Bank network invests via grants, donations and sponsorships that connect with and care for generations of Australians. Funding programs range from sport, scholarships and school programs, through to community groups, cultural organisations and local councils. The Community Bank influence further extends to facilitating and attracting other partners to help subsidise much needed community projects.

The relationship with the Bank, which has been fashioned out of shared effort, risk and reward, is clearly a philosophy that works. Also supporting the network, is the Community Bank National Council (CBNC), which advocates and influences on behalf of the 240 community enterprises with its partners. The three strategic pillars of the 2022-23 CBNC strategy are to:

- Develop a community network strategy to ensure the ongoing sustainability of our community enterprises
- Advocate for and champion the uniqueness and value of our social enterprises
- Unite the network to leverage our community presence and amplify our community impact

All directors and shareholders should feel proud of the network which has collectively delivered enormous impact in our local communities.

We are community builders and investors with a national presence, whilst still retaining grass roots community connections. It's through this unique point of difference, and the commitment of our directors and shareholders, that we are well positioned to embrace the change that is upon us.

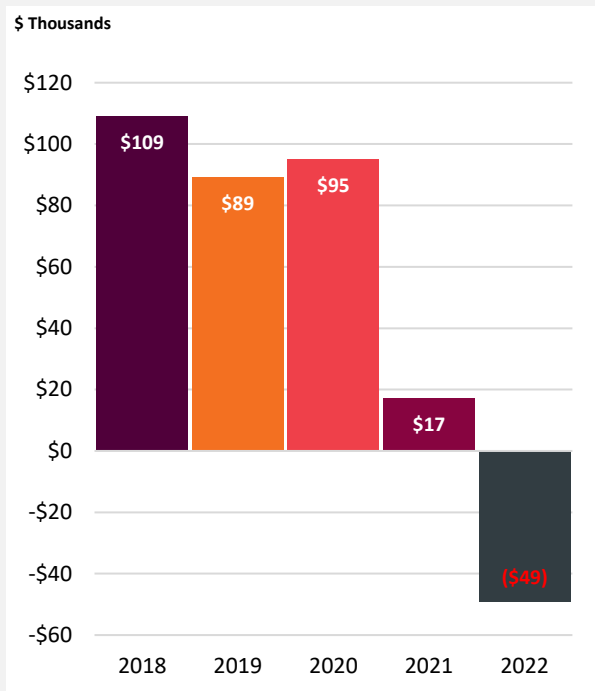
Next year our Community Bank network celebrates 25 years, but in many respects, it's only the beginning for our collective of social enterprises.

**Sarah Franklyn**

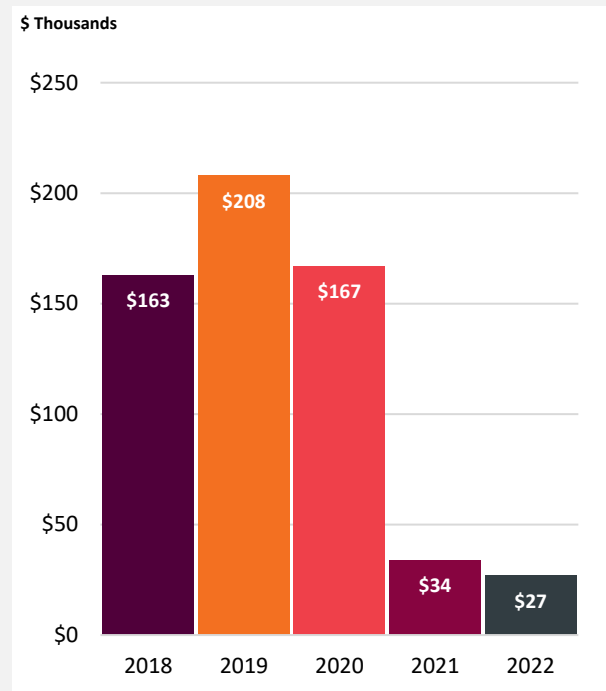
CNBC Chair

# Performance snapshot

## Net profit after tax



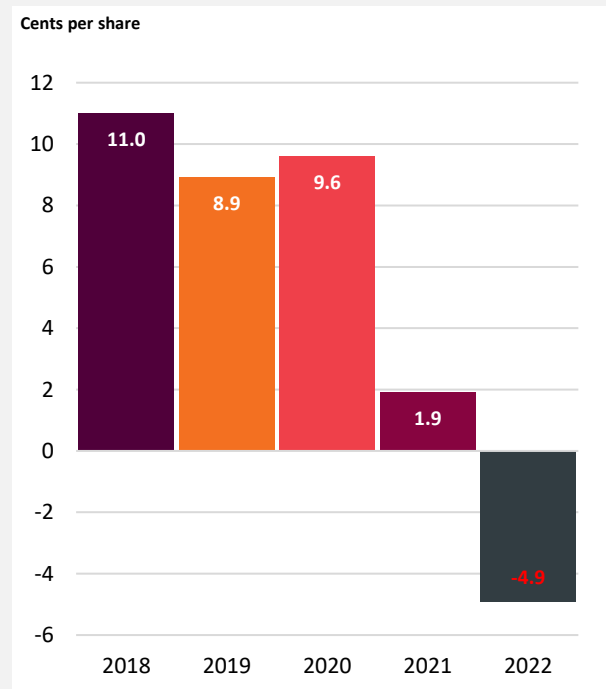
## Donations and sponsorship



## Total dividends paid – fully franked



## Earnings per share (EPS)



# Dividend Payments

The Directors have determined that a dividend of 3.5 cents per share will be paid for the 2022 financial year (2021 3.5 cents per share), which is expected to be paid in December 2022. Once paid this will amount to \$34,818 fully franked dividends. The Directors maintain a sustainable and regular payment of dividends to our loyal shareholders. The following table shows the dividends paid or declared over the previous five financial years.

Dividends to shareholders - History			
Financial Year	\$ Per Share	Franking Level	Date Paid or to be Paid
2021/2022	0.035	100%	14 Dec2022*
2020/2021	0.035	100%	14 Dec 2021
2019/2020	0.030	100%	14 Dec 2020
2018/2019	0.035	100%	13 Dec 2019
2017/2018	0.030	100%	14 Dec 2018

\* The dividend for 2021/2022 financial year has been declared but not yet paid. The timetable for payment for the 2022 dividend is as follows:

Dividend Event	Date
Ex-Dividend / Distribution Date	1 December 2021
Record Date (date on which holders are entitled to payment)	7 December 2021
Payment Date (Date dividend is to be paid.)	14 December 2021
Is a dividend reinvestment plan in operation Yes/No?	No
Franking (%)	100%

## Annual General Meeting

The Annual General Meeting (AGM) is expected be held at 2:30 PM, Wednesday 23 November 2022. Attendance and voting details will be included as part of the notice of meeting for the.



# Corporate Governance Statement

Below is a summary of the corporate governance framework of the Company.

## Company Structure

The Company operates a flat management structure and members of the Board are remunerated a nominal amount for Board membership and duties performed as part of the portfolio committees as declared in the remuneration report. The Board and Senior Management maintain an active connection with the community so as to be able to both grow the business and also contribute financially to the community.

## Role of the Chair

The Chair is responsible for a range of roles that deal with leadership of the Board and the Company generally. The principal role is to facilitate effective discussion and decision making at Board meetings of material relevant to the conduct of the Company. The Chair must be an independent, non-executive director.

## Role of the Senior Branch Manager and Group CEO

The Senior Branch Manager and Group CEO provides leadership to programs that broadly include implementation of strategy, business growth, asset management, communications and community relations. The Senior Manager and Group CEO is responsible for the banking operations and provides the Board with a direct link to Bendigo Bank and its systems and procedures.

## Committees / Portfolio Director Responsibilities

In addition to the Governance maintained by the Board, the Board is supported by the following committees and members with delegated authority to make relevant recommendations to the Board:

Committee / Portfolio	Members and Participants
Finance, Audit & Risk	Paul McCubbin (Chair, Treasurer), Michael Bell (p), Scott Evans (m), Garry Morris (m).
Governance, Nominations & Strategy	Mark Holton (Chair), Emma Mason (m), Michael Bell (p)
Human Resources	Trevor Gerdson (Chair), Linda Cooper (m), Christina Benson (m), Scott Evans (m), Michael Bell (p)
Marketing/Sponsorship	Carolyn Kay (Chair), Michael Bell (p)
Executive Committee	Garry Morris (Chair), Mark Holton (m), Paul McCubbin (m), Scott Evans (m)
	(m) = director member, (p) = management participant

Directors attend Committee portfolio meetings throughout the year in addition to their director meeting responsibilities. Meetings are held alternate months (6 meetings) prior to Board meetings except for the Finance, Audit and Risk Committee which meets every month (12 meetings). The director meeting attendance provided in the financial statements are exclusive of Committee portfolio meetings. Committee portfolio meetings are held more often as demand dictates.

The committees produce and review, from time to time, the relevant policies and procedures that have

been approved by the Board. They make recommendations to the Board concerning matters arising that are applicable to their portfolio.

Directors may attend other Committee meetings if their expertise is required. The Senior Branch Manager and Group CEO plus other staff members will also attend as participants of the meetings, as required, to provide reporting to the committees.

## Director Independence and Skills

All directors are non-executive and are independent non-associated directors. The skills and experiences of the directors encompass accounting, governance, legal, finance, marketing, human resources, financial markets, and corporate administration.

The Board actively manages the composition of the Board and required skill sets to best match the requirements of the Company at the time.

## Share Trading Policy

The company operates a share trading policy. All staff including Directors and Officers are not permitted to trade in the Company's shares except during two periods following the disclosure of the Company's accounts, and provided that they are not in possession of inside information.

## Whistleblower Policy

The Company operates a whistleblower policy.

## Diversity Policy

The Company actively encourages woman and those from diverse backgrounds on its Board in line with the Company's director independence and skills policy.

## Conflicts of Interest Policy

The Board monitors the conflict of interest of each director and declarations are provided by each Board member as and when appropriate. Every Board and Committee meeting also has a scheduled item calling for participants to declare any actual or potential conflicts of interest with the scheduled agenda items. This is supported by a delegations register guide and procedures.

## Other Policies & Procedures

The Company has in place various corporate policies and procedures governing the operations of the Company. Typically, they are the same or mirror those that are required by of the Company by Bendigo & Adelaide Bank to operate the franchise agreement with Bendigo Bank.

These policies and procedures contribute to the Corporate Governance Framework of the Company summarised above.

# Directors' Report

The Directors present their report, together with the financial statements, on East Gosford & Districts Financial Services Ltd for the financial year ended 30 June 2022.

## Board of Directors

The following persons were Directors of East Gosford & Districts Financial Services Ltd during the whole of the financial year up to the date of this report, unless otherwise stated:

Director	Details
Garry Samuel Morris	Chair M. App Fin, Dip. Com, CFP University Lecturer and self-employed Financial Planner.
Mark Kevin Holton	Director (Deputy Chair) Accountant - FCPA; MCOM; FAICD Consultant to the Accounting industry.
Scott Francis Evans	Director and Secretary B.Ec (Hons); GAICD; Fellow FINSIA. Fellow GIA; Dip. FP Company secretary of NSX Limited, which is listed on ASX and operates a company providing company secretarial, compliance, regulatory and IT services. Company Secretary since July 2019.
Cameron Stuart Shepherd	Director and Treasurer (resigned 15 November 2021) Dip. Mgmt & Dip. Exp. Mkt Chief Financial Officer of Camanda Financial Services Pty Limited and former business banker.
John Kevin Coman	Director (resigned 11 August 2021) Property Developer for over 20 years, part owner/publican of an establishment in Ourimbah, NSW
Trevor John Gerdson	Director MBA, Grad Dip Mgt, Grad Dip ed, Dip A&D Former Regional Director of Campuses for the University of Newcastle now retired.
Sarah Jane Brennan	Director (resigned 29 November 2021) East Gosford local and well known local identity, Sarah has had a very successful 27 years in the public eye as a breakfast radio host and announcer with 2GO, she is now a voice over artist, presenter and communications & media advisor.
Carolyn Maree Kay	Director Bachelor of Business (Marketing). Self-employed business owner.
Paul Lachlan McCubbin	Director and Treasurer, (appointed 13 December 2021) B.Bus, GradDip CA, CertNFP Paul McCubbin is a Chartered Accountant has over 15 years of experience in the accounting profession and is a Senior Finance Executive in the Higher Education sector, having held positions with Australian and UK institutions and is Associate Director, Corporate Accounting & Treasury at The University of Newcastle.

Director	Details
Linda May Cooper	<p>Director (appointed 5 May 2022)</p> <p>B.Bus(hons), MTerEd(Mgt), JP</p> <p>Linda Cooper is a senior leader with extensive experience across tertiary education, human resource management and regional and business engagement. Strategic and solutions focused, Linda develops and builds lasting partnerships across a broad range of stakeholders in government, education, business, industry groups and the community to deliver outcomes that build regional economic capacity through education and employment. Linda has held positions on key regional committees including Regional Development Australia (RDA), Central Coast and the Business NSW Central Coast Regional Advisory Committee and contributed to working parties and roundtables providing advice and advocacy on matters relevant to the region.</p>
Emma Marie Mason	<p>Director</p> <p>Bachelor of Commerce, Bachelor of Laws (Hons).</p> <p>Solicitor.</p>
Elise Willemsen	<p>Director (resigned 5 August 2022)</p> <p>Advanced Diploma Marketing Management.</p> <p>Experienced marketing manager working in the machinery, garden and agricultural industries.</p>
Christina Louise Benson	<p>Director (appointed 5 May 2022)</p> <p>Adv Diploma Human Resources</p> <p>Christina Benson has 20 years' experience as a HR professional across NSW State Government and private industry. She has extensive experience across all pillars of Human Resources with expertise in organisational design, performance management and improvement, talent attraction and retention, coaching senior leaders and strategic people advice.</p>

Directors were in office for this entire year unless otherwise stated. No Directors have material interests in contracts or proposed contracts with the Company.

## Directors' meetings

Attendances by each Director during the year was as follows (excluding committee/portfolio meetings):

Director	Board Meetings	
	eligible	attended
Garry Samuel Morris	6	6
Mark Keven Holton	6	5
Scott Francis Evans	6	6
Cameron Stewart Shepherd (resigned 15/11/2021)	2	1
John Kevin Coman (resigned 11/8/2021)	-	-
Trevor John Gerdson	6	5

	Board Meetings	
Sarah Jane Brennan (resigned 29/11/2021)	1	1
Carolyn Marie Kay	6	6
Elise Anna Willemsen (resigned 5/8/2022)	6	5
Emma Marie Mason	6	4
Paul Lachlan McCubbin	4	3
Linda May Cooper	1	1
Christina Louise Benson	1	-

## Company Secretary

The following person held the position of Company Secretary at the end of the financial year:

Scott Evans	
Qualifications	B.Ec (Hons); GAICD; Fellow FINSIA. Fellow GIA; Dip. FP
Experience and Expertise	Scott Evans has been a Director of the Company since July 2018 and the Company Secretary since July 2019. Scott is a Company Secretary of NSX Limited, an ASX listed company.

## Principal activities

The principal activity of the company during the financial year was facilitating Community Bank services under management rights of Bendigo and Adelaide Bank Limited (Bendigo Bank).

There has been no significant changes in the nature of these activities during the year.

## Operating Results

The profit of the company for the financial year after provision for income tax was:

	Year Ended 30 June 2022	Year Ended 30 June 2021
Profit/(Loss) after income tax	(48,787)	13,657

## Operating and financial review

### *Overview of company*

The company is a franchisee of Bendigo Bank providing financial products and services to individuals, businesses and organisations throughout the local area via the East Gosford, Lisarow and Kincumber Community Bank branches. While the branches offer the full suite of Bendigo & Adelaide Bank products and services, margin earnings from firstly loans and then deposits are the predominant contributor to company results.

## Operating and financial review (continued)

The general nature of the business market for the company remains challenging and issues commented upon for the prior three financial years continue to persist. Whilst the company has endured historically low cash rates set by the Reserve Bank of Australia there has been some relief with the cash rate increasing in May and June. Increasing interest rates and the market competition for home and other loans has made it difficult to achieve budgeted targets. The company continues to encourage staff to actively pursue new customers and product offerings to offset the intense competition from major financial service providers in the marketplace.

### Key metrics

Five year summary of performance	Unit	2022	2021	2020	2019	2018
Operating revenue	\$	1,904,412	1,892,128	2,211,678	2,279,516	2,266,490
EBITDA	\$	199,097	271,847	347,326	177,925	184,711
Earnings before interest and tax	\$	(3,810)	91,738	160,589	132,601	139,431
Net profit after tax	\$	(48,787)	13,657	95,113	88,661	109,247
Total assets	\$	2,264,225	2,416,133	2,429,517	1,206,135	1,167,446
Total liabilities	\$	1,503,851	1,572,153	1,559,350	406,262	430,391
Total equity	\$	760,374	843,980	870,167	799,873	737,055
Net cash flow from operating activities	\$	177,108	(195,690)	718,795	109,438	101,660
Business footings <sup>1</sup>	\$m	354.2	315.9	287.9	288.0	297.0

### Shareholder returns

Five year summary of performance	Unit	2022	2021	2020	2019	2018
Profit attributable to owners	\$	(48,787)	13,657	95,113	88,661	109,247
Basic earnings per share	¢	(4.90)	1.37	9.56	8.91	10.98
Dividends paid	\$	34,819	29,844	34,819	29,844	24,870
Dividends per share	¢	3.50	3.00	3.50	3.00	2.50
Net tangible assets per share	¢	53.08	59.02	77.01	68.18	58.21
Share price	¢	26	26	25	25	25

<sup>1</sup> This is a non-IFRS measure of the business domiciled to the company from the franchisor. The footings is the underlying business which generates revenue under the Franchise Agreement. Business footings include loans, deposits, wealth products, and other business.

Returns to shareholders increased through both dividends and capital growth. Dividends for 2022 were fully franked and it is expected that dividends in the future years will continue to be fully franked.

# Operating and financial review (continued)

## *Financial Position*

The company's profitability declined for the financial year ended 30 June 2022 with lower revenues and as a result, the financial position of the company has also declined although remains relatively strong. Containment of costs during a period of lower margins remains a strong focus.

The cash and cash equivalents position of the company declined for the reporting year by \$26,122 for a year-end balance of \$454,576.

The company continues to build a resilient balance sheet, ending June 2022 with net assets of \$760,374.

## *Drivers of business performance*

The results for the 2021/22 financial year have been driven mainly by steady growth in mortgage lending however there has been a decline in total revenue of 2.69% due to a reduction in revenue from other sources. Net interest margin returns under the revenue share arrangement towards the end of the year increased following official cash rate increases by the Reserve Bank of Australia.

## *Business strategies*

To address the current stage of development of the business and in recognition of the current financial circumstances, both in the economy and the observed impact upon the Bendigo profit share model, the Board has determined to continue the focus upon five broad directions:

1. Strengthening our connection and level of engagement between important stakeholders and partners.
2. Strengthening our Directors role in our business structure and key customer and community segments.
3. Defining our future board skill and diversity mix and a structure that will deliver our Strategic Plan.
4. Focusing our business on the most profitable growth opportunities using our own local marketing plans.
5. Planning to achieve our future business performance expectations.

## *Future outlook*

The company believes there are opportunities to develop additional revenue through:

1. Acquiring additional customers through greater community based events and a focus on local businesses.
2. Improving the range and number of products and services, such as insurance, for each customer.

The company anticipates that current market conditions will remain challenging during the forthcoming financial year. In this environment the company will focus upon increasing the number of customers and the uptake of products and services, thereby further improving revenue flow and profitability.

## Directors' Interests

Director	Balance at 1 July 2021	Changes during the year	Balance at 30 June 2022
Garry Samuel Morris	2,250	-	2,250
Mark Kevin Holton	10,000	-	10,000
Scott Francis Evans	2,000	-	2,000
Cameron Stewart Shepherd (resigned 15/11/2021)	-	-	-
John Kevin Coman (resigned 11/08/2021)	-	-	-
Trevor John Gerdson	-	-	-
Sarah Jane Brennan (resigned 29/11/2021)	-	-	-
Carolyn Maree Kay	-	-	-
Elise Anna Willemsen (resigned 05/08/2022)	-	-	-
Emma Marie Mason	-	-	-
Paul Lachlan McCubbin	-	-	-
Linda May Cooper	-	-	-
Christina Louise Benson	-	-	-

## Dividends

During the financial year, the following dividends were provided for and paid. The dividends have been provided for in the financial statements.

	Cents per share	Total amount \$
Fully franked dividend provided for and paid in the year	3.50	34,819

## Options

No options over issued shares were granted during or since the end of the financial year and there were no options outstanding as at the date of this report.

## Significant changes in the State of Affairs

In the opinion of the directors there were no significant changes in the state of affairs of the company that occurred during the financial year under review not otherwise disclosed in this report or the financial statements.



## Events since to the end of the Financial Year

Since the end of the financial year, the board of directors has proposed to pay a fully franked dividend of 3.5 cents per share, to be paid later in the year. The financial impact of the dividend, amounting to \$34,819, has not been recognised in the financial statements for the financial year ended 30 June 2022, and will be recognised in the subsequent financial statements.

There are no other matters or circumstances that have arisen since the end of the financial year that have significantly affected or may significantly affect the operations of the company the results of those operations or the state of affairs of the company, in future years.

## Likely developments

The company will continue its policy of providing banking services to the community.

## Environmental regulation

The company is not subject to any significant environmental regulation.

## Indemnity and insurance of directors and officers

The company has indemnified all directors and the managers in respect of liabilities to other persons (other than the company or related body corporate) that may arise from their position as directors or managers of the company except where the liability arises out of conduct involving the lack of good faith.

Disclosure of the nature of the liability and the amount of the premium is prohibited by the confidentiality clause of the contract of insurance. The company has not provided any insurance for an auditor of the company or a related body corporate

## Proceedings on behalf of company

No person has applied to the Court under section 237 of the *Corporations Act 2001* for leave to bring proceedings on behalf of the company, or to intervene in any proceedings to which the company is a party, for the purpose of taking responsibility on behalf of the company for all or part of those proceedings.

## Remuneration policy

There has been no remuneration policy developed, or required to be developed, as director positions are held on a non-executive basis and directors are remunerated for the services from a remuneration pool.

## Remuneration benefits and payments

Other than detailed below, no director has received or become entitled to receive, during or since the financial year, a benefit because of a contract made by the Company, controlled entity or related body corporate with a director, a firm which a director is a member or an entity in which a director has a substantial financial interest. This statement excludes a benefit included in the aggregated amount of emoluments received or due and receivable by directors shown in the company's accounts, or the fixed salary of a full-time employee of the company, controlled entity or related body corporate.

## Remuneration benefits and payments (continued)

The amount of remuneration (including superannuation) directors received totalled \$23,415 for the year ended 30 June 2022. The remuneration per director is as follows:

Director	2022 \$
Garry Samuel Morris	4,050
Mark Kevin Holton	3,503
Scott Francis Evans	3,150
Cameron Stewart Shepherd (resigned 15/11/2021)	1,155
John Kevin Coman (resigned 11/08/2021)	-
Trevor John Gerdson	2,243
Sarah Brennan (resigned 29/11/2021)	-
Carolyn Kay	2,577
Elise Williemsen (resigned 05/08/2021)	2,250
Emma Mason	2,250
Paul Lachlan McCubbin	1,487
Linda Cooper	375
Christina Benson	375

## Loans to key management personnel

There were no loans to key management personnel during the current or prior reporting period.

## Non-audit Services

The company may decide to employ the auditor on assignments additional to their statutory duties where the auditor's expertise and experience with the company are important. Details of the amounts paid or payable to the auditor (Andrew Frewin Stewart) for audit and non audit services provided during the year are set out in note 28 to the accounts.

The board of directors has considered the non-audit services provided during the year by the auditor and are satisfied that the provision of the non-audit services is compatible with, and did not compromise, the auditor independence requirements of the Corporations Act 2001 for the following reasons:

- all non-audit services have been reviewed by the board of directors to ensure they do not impact on the impartiality, integrity and objectivity of the auditor; and
- none of the services undermine the general principles relating to auditor independence as set out in APES 110 Code of Ethics for Professional Accountants, as they did not involve reviewing or auditing the auditor's own work, acting in a management or decision making capacity for the company, acting as an advocate for the company or jointly sharing risks and rewards.

## Auditor's Independence Declaration

A copy of the Auditor's independence declaration as required under section 307C of the Corporations Act 2001 is set out at page 20.

This directors' report, incorporating the remuneration report, is signed in accordance with a resolution of the Board of Directors at East Gosford, NSW.

A handwritten signature in black ink, appearing to read 'Garry Morris', with a large loop at the start and a horizontal line extending to the right.

---

Garry Morris  
Chair

Dated this 13<sup>th</sup> day of September 2022



Andrew Frewin Stewart  
61 Bull Street Bendigo VIC 3550

afs@afsbendigo.com.au  
03 5443 0344

---

**Independent auditor's independence declaration under section 307C of the  
*Corporations Act 2001* to the Directors of East Gosford & Districts Financial  
Services Ltd**

As lead auditor for the audit of East Gosford & Districts Financial Services Ltd for the year ended 30 June 2022, I declare that, to the best of my knowledge and belief, there have been:

- i) no contraventions of the auditor independence requirements of the *Corporations Act 2001* in relation to the audit; and
- ii) no contraventions of any applicable code of professional conduct in relation to the audit.

A handwritten signature in black ink, appearing to read 'Andrew Frewin Stewart'.

**Andrew Frewin Stewart**  
61 Bull Street, Bendigo, Vic, 3550  
Dated: 13 September 2022

A handwritten signature in black ink, appearing to read 'Joshua Griffin'.

**Joshua Griffin**  
Lead Auditor



[afsbendigo.com.au](http://afsbendigo.com.au)

Liability limited by a scheme approved under Professional Standards Legislation. ABN: 65 684 604 390

# Financial Statements

## Statement of Profit or Loss and Other Comprehensive Income for the year ended 30 June 2022

	Note	2022 \$	2021 \$
<b>Revenue</b>			
Revenue from contracts with customers	9	1,904,412	1,892,128
Other revenue	10	64,082	129,353
Finance income	11	358	1,740
Employee benefits expense	12c)	(1,320,718)	(1,271,388)
Advertising and marketing costs		(33,188)	(75,900)
Occupancy and associated costs		(71,484)	(40,435)
Systems costs		(74,936)	(80,115)
Depreciation and amortization expense	12a)	(202,907)	(180,109)
Finance costs	12b)	(60,897)	(68,733)
General administration expenses		(242,776)	(249,496)
<b>Profit/(Loss) before community contributions and income tax</b>		<b>(38,054)</b>	<b>57,045</b>
Charitable donations and sponsorship expense		(26,653)	(34,040)
<b>Profit /(loss) before income tax</b>		<b>(64,707)</b>	<b>23,005</b>
Income tax (expense)/credit	13a)	15,920	(9,348)
<b>Profit/(loss) after income tax</b>		<b>(48,787)</b>	<b>13,657</b>
<b>Total comprehensive income attributable to members of the company</b>		<b>(48,787)</b>	<b>13,657</b>
<b>Earnings per share</b>			
		2022 cents	2021 cents
basic and diluted earnings/(loss) per share		(4.90)	1.87

The accompanying notes form part of these financial statements

## Statement of Financial Position as at 30 June 2022

	Note	2022 \$	2021 \$
<b>ASSETS</b>			
<b>Current assets</b>			
Cash and cash equivalents	14a)	454,576	480,698
Trade and other receivables	16a)	193,345	176,327
Current tax assets	20a)	16,859	18,310
<b>Total current assets</b>		<b>664,780</b>	<b>675,335</b>
<b>Non-current assets</b>			
Other investments	15a)	500	22,721
Property, plant and equipment	17a)	513,352	496,731
Right-of-use assets	18a)	853,271	964,508
Intangible assets	19a)	121,811	160,278
Deferred tax assets	20b)	110,511	96,560
<b>Total non-current assets</b>		<b>1,599,445</b>	<b>1,740,798</b>
<b>Total assets</b>		<b>2,264,225</b>	<b>2,416,133</b>
<b>LIABILITIES</b>			
<b>Current liabilities</b>			
Trade and other payables	21a)	133,353	76,820
Lease liabilities	22a)	123,553	110,015
Employee benefits	23a)	333,351	349,913
<b>Total current liabilities</b>		<b>590,257</b>	<b>536,748</b>
<b>Non-current liabilities</b>			
Trade and Other payables	21a)	91,080	136,620
Lease liabilities	22b)	801,140	894,051
Employee benefits	23b)	21,374	4,734
<b>Total non-current liabilities</b>		<b>913,594</b>	<b>1,035,405</b>
<b>Total liabilities</b>		<b>1,503,851</b>	<b>1,572,153</b>
<b>Net assets</b>		<b>760,374</b>	<b>843,980</b>
<b>EQUITY</b>			
Issued Capital	24a)	709,669	709,669
Retained earnings	25	50,374	134,311
<b>Total equity</b>		<b>760,374</b>	<b>843,980</b>

The accompanying notes form part of these financial statements

## Statement of Changes in Equity for the year ended 30 June 2022

	Note	Issued capital \$	Retained earnings \$	Total equity \$
Balance as at 1 July 2020		709,669	150,498	860,167
Total comprehensive income for the year		-	13,657	13,657
<i>Transactions with owners in their capacity as owners:</i>				
Dividends paid or provided	30	-	(29,844)	(29,844)
Balance as at 30 June 2021		709,669	134,311	843,980
Balance as at 1 July 2021		709,669	134,311	843,980
Total comprehensive income for the year		-	(48,787)	(48,787)
<i>Transactions with owners in their capacity as owners</i>				
Dividends paid or provided	30	-	(34,819)	(34,819)
Balance as at 30 June 2022		709,669	50,705	760,374

The accompanying notes form part of these financial statements

# Statement of Cashflows

## for the year ended 30 June 2022

	Note	2022 \$	2021 \$
<b>Cash flows from operating activities</b>			
Receipts from customers		2,136,825	2,029,267
Payments to suppliers and employees		(1,903,746)	(2,138,899)
Interest received		358	1,740
Interest paid		(60,867)	(68,733)
Dividends received		1,148	-
Income tax refunded/(paid)		3,420	(19,065)
<b>Net cash flows provided by operating activities</b>	<b>26</b>	<b>177,108</b>	<b>(195,690)</b>
<b>Cash flows from investing activities</b>			
Payments for property, plant and equipment		(32,609)	(15,037)
Proceeds from sale of property, plant and equipment		-	1,988
Payments for intangible assets		(41,400)	(44,840)
Proceeds from sale of investments		21,989	-
<b>Net cash flows from investing activities</b>		<b>(52,020)</b>	<b>(57,889)</b>
<b>Cash flows from financing activities</b>			
Repayment of lease liabilities		(116,391)	(103,232)
Dividends paid	30	(34,819)	(29,844)
<b>Net cash flows used in financing activities</b>		<b>(151,210)</b>	<b>(133,076)</b>
<b>Net increase in cash held</b>		<b>(26,122)</b>	<b>(386,655)</b>
Cash and cash equivalents at the beginning of the financial year		480,698	867,353
<b>Cash and cash equivalents at the end of the financial year</b>	<b>14a)</b>	<b>454,576</b>	<b>480,698</b>

The accompanying notes form part of these financial statements



# Notes to the financial Statements

## Note 1. Reporting entity

This is the financial report for East Gosford & Districts Financial Services Ltd (the company). The company is a for profit public company limited by shares, listed on the National Stock Exchange (NSX) and incorporated and domiciled in Australia. The registered office and principal place of business is:

Registered Office	Principal Place of Business
101 Victoria Street East Gosford, NSW 2250	101 Victoria Street East Gosford, NSW 2250

Further information on the nature of the operations and principal activity of the company is provided in the directors' report. Information on the company's related party relationships is provided in Note 29.

## Note 2. Basis of preparation and statement of compliance

The financial statements are general purpose financial statements which have been prepared in accordance with Australian Accounting Standards and Interpretations adopted by the Australian Accounting Standards Board (AASB) and the Corporations Act 2001. The financial statements comply with International Financial Reporting Standards (IFRS) adopted by the International Accounting Standards Board (IASB).

The financial statements have been prepared on an accrual and historical cost basis, except for equity financial assets that are measured at revalued amounts or fair values at the end of each reporting period. The financial report is presented in Australian dollars and all values are rounded to the nearest dollar, unless otherwise stated.

These financial statements for the year ended 30 June 2022 were authorised for issue in accordance with a resolution of the directors.

## Note 3. Changes in accounting policies, standards and interpretations

There are a number of amendments to accounting standards issued by the AASB that became mandatorily effective for accounting periods beginning on or after 1 July 2021, and are therefore relevant for the current financial year. The amendments did not have any impact on the amounts recognised in prior periods and are not expected to significantly affect the current or future periods.

## Note 4. Summary of significant accounting policies

The company has consistently applied the following accounting policies to all periods presented in these financial statements.

### a) Revenue from contracts with customers

The company has entered into a franchise agreement with Bendigo Bank. The company delivers banking and financial services of Bendigo Bank to its community. The franchise agreement provides for a share of interest, fee, and commission revenue earned by the company. Interest margin share is based on a funds transfer pricing methodology which recognises that income is derived from deposits held, and that loans granted incur a funding cost. Fees are based on the company's current fee schedule and commissions are based on the agreements in place.

## Note 4. Summary of significant accounting policies (continued)

### a) Revenue from contracts with customers (continued)

All margin revenue is recorded as non-interest income when the company's right to receive the payment is established.

The company acts as an agent under the franchise agreement and revenue arises from the rendering of services through its franchise agreement.

Revenue	Includes	Performance obligation	Timing of recognition
Franchise agreement profit	Margin, commission and fee income	When the company satisfies its obligation to arrange the services to be provided to the customer by the supplier (Bendigo Bank)	On completion of the provision of the relevant service. Revenue is accrued monthly and paid within 10 business days after the end of each month.

All revenue is stated net of the amount of Goods and Services Tax (GST). There was no revenue from contracts with customers recognised over time during the financial year.

#### *Revenue Calculation*

The franchise agreement provides that three forms of revenue may be earned by the company – margin, commission and fee income. Bendigo Bank decides the form of revenue the company earns on different types of products and services.

The revenue earned by the company is dependent on the business that it generates. It may also be affected by other factors, such as economic and local conditions, for example, interest rates.

#### *Margin*

Margin is arrived at through the following calculation:

- Interest paid by customers on loans less interest paid to customers on deposits
- plus any deposit returns i.e. interest return applied by Bendigo Bank for a deposit,
- minus any costs of funds i.e. interest applied by Bendigo Bank to fund a loan.

The company is entitled to a share of the margin earned by Bendigo Bank. If this reflects a loss, the company incurs a share of that loss.

#### *Commission*

Commission revenue is in the form of commission generated for products and services sold. This commission is recognised at a point in time which reflects when the company has fulfilled its performance obligation.

The company receives trailing commission for products and services sold. Ongoing trailing commission payments are recognized on receipt as there is insufficient detail readily available to estimate the most likely amount of income without a high probability of significant reversal in a subsequent reporting period. The receipt of ongoing trailing commission income is outside the control of the company, and is a significant judgement area.

#### *Fee income*

Fee income is a share of what is commonly referred to as 'bank fees and charges' charged to customers by Bendigo Bank Group entities including fees for loan applications and account transactions.

## Note 4. Summary of significant accounting policies (continued)

### a) Revenue from contracts with customers (continued)

#### *Core banking products*

Bendigo Bank has identified some products and services as 'core banking products'. It may change the products and services which are identified as core banking products by giving the company at least 30 days notice. Core banking products currently include Bendigo Bank branded home loans, term deposits and at call deposits.

#### *Ability to change financial return*

Under the franchise agreement, Bendigo and Adelaide Bank may change the form and amount of financial return that the company receives. The reasons it may make a change include changes in industry or economic conditions or changes in the way Bendigo and Adelaide Bank earns revenue.

The change may be to the method of calculation of margin, the amount of margin, commission and fee income or a change of a margin to a commission or vice versa. This may affect the amount of revenue the company receives on a particular product or service.

Bendigo Bank must not reduce the margin and commission the company receives on core banking products and services to less than 50% (on an aggregate basis) of Bendigo Bank's margin at that time. For other products and services, there is no restriction on the change Bendigo Bank may make.

### b) Other revenue

The company's activities include the generation of income from sources other than the core products under the franchise agreement. Revenue is recognised to the extent that it is probable that the economic benefits will flow to the company and can be reliably measured.

Revenue	Revenue Recognition Policy
Dividend and distribution income	Dividend and distribution income is recognised when the right to receive the payment is established.
Discretionary financial contributions (also "Market Development Fund" or "MDF" income)	MDF income is recognised when the right to receive the payment is established. MDF income is discretionary and provided and receivable at month-end and paid within 14 days after month-end.
Cash flow boost	Cash flow boost income is recognised when the right to the payment is established (e.g. monthly or quarterly in the activity statement).
Other income	All other revenues that did not contain contracts with customers are recognised as goods and services are provided.

All revenue is stated net of the amount of Goods and Services Tax (GST).

#### *Discretionary financial contributions*

In addition to margin, commission and fee income, and separate from the franchise agreement, Bendigo Bank has also made MDF payments to the company.

The amount has been based on the volume of business attributed to a branch. The purpose of the discretionary payments is to assist with local market development activities, including community sponsorships and grants. It is for the board to decide how to use the MDF.

The payments from Bendigo Bank are discretionary and may change the amount or stop making them at any time. The company retains control over the funds, the funds are not refundable to Bendigo Bank.

## Note 4. Summary of significant accounting policies (continued)

### b) Other revenue (continued)

#### *Cash Flow Boost*

In response to the COVID-19 outbreak, Boosting Cash Flow for Employers (Coronavirus Economic Response Package) Act 2020 (CFB Act) was enacted. The purpose was to provide temporary cash flow to small and medium sized businesses that employ staff and have been affected by the economic downturn associated with COVID-19.

The amounts received are in relation to amounts withheld as withholding tax reported in the activity statement. This essentially subsidises the company's obligation to remit withholding tax to the Australian Taxation Office. For reporting purposes, the amounts subsidised are recognised as revenue.

The amounts are not assessable for tax purposes and there is no obligation to repay the amounts.

#### *Economic dependency – Bendigo Bank*

The company has entered into a franchise agreement with Bendigo Bank that governs the management of the Community Bank.

The company is economically dependent on the ongoing receipt of income under the franchise agreement with Bendigo Bank. The directors have no reason to believe a new franchise arrangement under mutually acceptable terms will not be forthcoming following expiry.

The company operates as a franchise of Bendigo Bank, using the name "Bendigo Bank" and the logo and system of operations of Bendigo Bank. The company manages the Community Bank on behalf of Bendigo Bank, however all transactions with customers conducted through the Community Bank are effectively conducted between the customers and Bendigo Bank.

All deposits are made with Bendigo Bank, and all personal and investment products are products of Bendigo Bank, with the company facilitating the provision of those products. All loans, leases or hire purchase transactions, issues of new credit or debit cards, temporary or bridging finance and any other transaction that involves creating a new debt, or increasing or changing the terms of an existing debt owed to Bendigo Bank, must be approved by Bendigo Bank. All credit transactions are made with Bendigo Bank, and all credit products are products of Bendigo Bank.

The company promotes and sells the products and services, but is not a party to the transaction.

The credit risk (i.e. the risk that a customer will not make repayments) is for the relevant Bendigo Bank entity to bear as long as the company has complied with the appropriate procedures and relevant obligations and has not exercised a discretion in granting or extending credit.

Bendigo Bank provides significant assistance in establishing and maintaining the Community Bank franchise operations. It also continues to provide ongoing management and operational support and other assistance and guidance in relation to all aspects of the franchise operation, including advice and assistance in relation to:

- the design, layout and fit out of the Community Bank premises
- training for the branch manager and other employees in banking, management systems and interface protocol
- methods and procedures for the sale of products and provision of services
- security and cash logistic controls
- calculation of company revenue and payment of many operating and administrative expenses
- the formulation and implementation of advertising and promotional programs
- sales techniques and proper customer relations.
- providing payroll services.

## Note 4. Summary of significant accounting policies (continued)

### d) Employee benefits

#### *Short-term employee benefits*

Short-term employee benefits are expensed as the related service is provided. A liability is recognised for salary and wages where the employee has provided the service but payment has not yet occurred at the reporting date. They are measured at amounts expected to be paid, plus related on-costs. Non-accumulating sick leave is expensed when the leave is taken and measured at the rates paid or payable.

An annual leave liability is recognised for the amount expected to be paid if the company has a present legal or constructive obligation to pay this amount as a result of past service provided by the employee and the obligation can be reliably estimated. The company's obligations for short-term employee benefits such as wages, salaries and sick leave are recognised as part of current trade and other payables in the statement of financial position. The company's obligations for employees' annual leave and long service leave entitlements are recognised in employee benefits in the statement of financial position.

#### *Defined superannuation contribution plans*

The company contributes to a defined contribution plan. Obligations for superannuation contributions to defined contribution plans are expensed as the related service is provided.

#### *Other long-term employee benefits*

The company's net obligation in respect of long-term employee benefits is the amount of future benefit that employees have earned in return for their service in the current and prior reporting periods.

That benefit is discounted to determine its present value. Consideration is given to expected future wage and salary levels plus related on-costs, experience of employee departures, and years of service achieved. Expected future payments are discounted using market yields at the reporting date on high quality corporate bonds with terms to maturity and currencies that match, as closely as possible, the estimated future cash outflows.

Remeasurements are recognised in profit or loss in the period in which they arise.

### e) Taxes

Income tax expense comprises current and deferred tax. It is recognised in profit or loss except to the extent that it relates to items recognised directly in equity or other comprehensive income.

#### *Current income tax*

Current tax assets and liabilities are measured at amounts expected to be recovered from or paid to the taxation authorities. It is calculated using tax rates and tax laws that have been enacted or substantively enacted by the reporting date.

#### *Deferred tax*

Deferred tax is recognised in respect of temporary differences between the carrying amounts of assets and liabilities for financial reporting purposes and the amounts used for taxation purposes.

Deferred tax assets are recognised for all deductible temporary differences, carried-forward tax losses, and unused tax credits to the extent that it is probable that future taxable profits will be available against which they can be used.

The carrying amount of deferred tax assets is reviewed at each reporting date and reduced to the extent that it is no longer probable that sufficient taxable profit will be available to allow all or part of the deferred tax asset to be utilised.

Deferred tax is measured at the rates that are expected to be applied to temporary differences when they reverse, using tax rates enacted or substantively enacted at the reporting date, and reflects uncertainty related to income taxes, if any.

## Note 4. Summary of significant accounting policies (continued)

### e) Taxes (continued)

#### *Deferred tax (continued)*

Deferred tax assets and liabilities are offset when there is a legally enforceable right to offset current tax and when the balances relate to taxes levied by the same taxation authority and the entity intends to settle its tax assets and liabilities on a net basis.

#### *Goods and Services Tax*

Revenues, expenses and assets are recognised net of the amount of GST, except when the amount of GST incurred on a sale or purchase of assets or services is not payable to or recoverable from the taxation authority. In these circumstances, the GST is recognised as part of the cost of acquisition of the asset or as part of the revenue or expense item.

Receivables and payables are stated inclusive of the amount of GST receivable or payable. The net amount of GST recoverable from, or payable to, the taxation authority is included as part of receivables or payables in the statement of financial position. Commitments and contingencies are disclosed net of the amount of GST recoverable from, or payable to, the taxation authority.

Cash flows are included in the statement of cash flows on a gross basis and the GST component of cash flows arising from investing and financing activities, which are recoverable from, or payable to, the taxation authority is classified as part of operating cash flows.

### f) Cash and cash equivalents

For the purposes of the Statement of Financial Position and Statement of Cash Flows, cash and cash equivalents comprise cash on hand and deposits held with banks.

### g) Property, plant and equipment

Items of property, plant and equipment are measured at cost or fair value as applicable, less accumulated depreciation. Any gain or loss on disposal of an item of property, plant and equipment is recognised in profit or loss.

Subsequent expenditure is capitalised only if it is probable that the future economic benefits associated with the expenditure will flow to the company.

Depreciation is calculated to write-off the cost of items of property, plant and equipment less their estimated residual values using straight-line and diminishing value method over their estimated useful lives, and is recognised in profit or loss.

The estimated useful lives of property, plant and equipment for the current and comparative periods are as follows:

Asset class	Method	Useful life
Leasehold improvements	Straight line	4-40 years
Plant and equipment	Straight line	1-40 years

Depreciation methods, useful life, and residual values are reviewed at each reporting date and adjusted if appropriate.

## Note 4. Summary of significant accounting policies (continued)

### h) Intangible assets

Intangible assets of the company relate to the franchise fees paid to Bendigo Bank which conveys the right to operate the Community Bank franchise.

Intangible assets are measured on initial recognition at cost. Subsequent expenditure is capitalised only when it increases the future economic benefits embodied in the specific asset to which it relates.

The franchise fees paid by the company are amortised over their useful life and assessed for impairment whenever impairment indicators are present.

The estimated useful life and amortisation method for the current and comparative periods are as follows:

Asset class	Method	Useful life
Franchise fee	Straight line	Over the franchise term (5 years)

Amortisation methods, useful life, and residual values are reviewed at each reporting date and adjusted if appropriate.

### i) Financial instruments

A financial instrument is any contract that gives rise to a financial asset of one entity and a financial liability or equity instrument of another entity. The company's financial instruments include trade debtors and creditors, cash and cash equivalents and equity securities (shares, managed funds, ETFs).

Trade receivables are initially recognised at the transaction price when they originated. All other financial assets and financial liabilities are initially measured at fair value plus, transaction costs (where applicable) when the company becomes a party to the contractual provisions of the instrument. These assets and liabilities are subsequently measured at amortised cost using the effective interest method, except for the equity securities which remain at fair value through profit or loss (FVTPL).

Financial assets are derecognised where the contractual rights to receipt of cash flows expires or the rights are transferred to another party whereby the entity no longer has any significant continuing involvement in the risks and rewards associated with the asset. Financial liabilities are derecognised when its contractual obligations are discharged, cancelled, or expire. Any gain or loss on derecognition is recognised in profit or loss.

Financial assets and financial liabilities are offset and the net amount presented in the statement of financial position when, and only when, the company currently has a legally enforceable right to set off the amounts and intends either to settle them on a net basis or to realise the asset and settle the liability simultaneously.

### i) Impairment

#### *Non-derivative financial assets*

Expected credit losses (ECL) are the probability-weighted estimate of credit losses over the expected life of a financial instrument. A credit loss is the difference between all contractual cash flows that are due and all cash flows expected to be received. At each reporting date, the entity recognises the movement in the ECL (if any) as an impairment gain or loss in the Statement of Profit or Loss and Other Comprehensive Income.

The company's trade receivables are limited to the monthly profit share distribution from Bendigo Bank, which is received 10 business days post month end. Due to the reliance on Bendigo Bank the company has reviewed credit ratings provided by Standard & Poors, Moody's and Fitch Ratings to determine the level of credit exposure to the company. The company also performed a historical assessment of receivables from Bendigo Bank and found no instances of default. As a result no ECL has been made in relation to trade receivables as at 30 June 2022.



## Note 4. Summary of significant accounting policies (continued)

### i) Impairment (continued)

#### *Non-financial assets*

At each reporting date, the company reviews the carrying amounts of its tangible and intangible assets that have an indefinite useful life to determine whether there is any indication those assets have suffered an impairment loss. If any such indication exists, the recoverable amount of the asset is estimated in order to determine the extent of the impairment loss (if any).

If the recoverable amount of an asset (or cash-generating unit) is estimated to be less than its carrying amount, the carrying amount of the asset is reduced to its recoverable amount. An impairment loss is recognised in profit or loss immediately.

### k) Issued capital

Ordinary shares are recognised at the fair value of the consideration received by the company. Any transaction costs arising on the issue of ordinary shares are recognised directly in equity as a reduction of the share proceeds received.

### l) Leases

At inception of a contract, the company assesses whether a contract contains or is a lease. A contract is, or contains, a lease if the contract conveys the right to control the use of an identified asset for a period of time in exchange for consideration and obtain substantially all the economic benefits from the use of that asset.

#### *As a lessee*

The lease liability is initially measured at the present value of the lease payments that are not paid at the commencement date, discounted using the company's incremental borrowing rate.

The company determines its incremental borrowing rate by obtaining interest rates from funding sources and where necessary makes certain adjustments to reflect the terms of the lease and type of asset leased.

Lease payments included in the measurement of the lease liability comprise fixed or variable lease payments that depend on an index or rate and lease payments in a renewal option if the company is reasonably certain to exercise that option. For leases of property the company has elected to separate lease and non-lease components when calculating the lease liability.

The lease liability is remeasured when there is a change in future lease payments arising from a change in an index or rate, if the company changes its assessment of whether it will exercise an extension option or if there is a revised in-substance fixed lease payment.

The company assesses at the lease commencement date whether it is reasonably certain to exercise extension options. The company reassesses whether it is reasonably certain to exercise the options if there is a significant event or significant change in circumstances within its control.

Where the company is a lessee for the premises to conduct its business, extension options are included in the lease term except when the company is reasonably certain not to exercise the extension option. This is due to the significant disruption of relocating premises and the loss on disposal of leasehold improvements fitted out in the demised leased premises.

When the lease liability is remeasured in this way, a corresponding adjustment is made to the carrying amount of the right-of-use asset, or is recorded in profit or loss if the carrying amount of the right-of-use asset has been reduced to zero.



## Note 4. Summary of significant accounting policies (continued)

### l) Leases (continued)

#### *As a lessee (continued)*

The right-of-use asset is initially measured at cost, which comprises the initial amount of the lease liability adjusted for costs to dismantle and remove the underlying asset or to restore the underlying asset or the site on which it is located, less any lease incentives received.

The right-of-use asset is subsequently depreciated using the straight-line method from the commencement date to the end of the lease term. In addition, the right-of-use asset is periodically reduced by impairment losses, if any, and adjusted for certain remeasurements of the lease liability.

#### *Short-term leases and leases of low-value assets*

The company has elected not to recognise right-of-use assets and lease liabilities for leases of short-term leases and low-value assets, including IT equipment. The company recognises the lease payments associated with these leases as an expense on a straight-line basis over the lease term.

A short-term lease is a lease that, at commencement date, has a lease term of 12 months or less.

## Note 5. Significant accounting judgements, estimates and assumptions

In preparing these financial statements, management has made judgements and estimates that affect the application of the company's accounting policies and the reported amounts of assets, liabilities, income, and expenses. Actual results may differ from these estimates.

Estimates and underlying assumptions are reviewed on an ongoing basis. Revisions to estimates are recognised prospectively.

### a) Judgements

Information about judgements made in applying accounting policies that have the most significant effects on the amounts recognised in the financial statements is included in the following notes:

Note	Judgement
Note 22 - Leases:	
a) control	a) whether a contract is or contains a lease at inception by assessing whether the company has the right to direct the use of the identified asset and obtain substantially all the economic benefits from the use of that asset;
b) lease term	b) whether the company is reasonably certain to exercise extension options, termination periods, and purchase options;
c) discount rates	c) judgement is required to determine the discount rate, where the discount rate is the company's incremental borrowing rate if the rate implicit in the lease cannot be readily determined. The incremental borrowing rate is determined with reference to factors specific to the company and underlying asset including the amount, the lease term, economic environment and other relevant factors.

## Note 5. Significant accounting judgements, estimates and assumptions (continued)

### b) Assumptions and estimation uncertainty

Information about assumptions and estimation uncertainties at 30 June 2022 that have a significant risk of resulting in a material adjustment to the carrying amounts of assets and liabilities in the next financial year is included in the following notes:

Note	Assumptions
Note 20 - Recognition of deferred tax assets	Availability of future taxable profit against which deductible temporary differences and carried-forward tax losses can be utilized;
Note 17 - Estimation of useful lives of assets	Key assumptions on historical experience and the condition of the asset;
Note 23 - Long service leave provision	Key assumptions on attrition rate and pay increases through promotion and inflation.

## Note 6. Financial risk management

The company has exposure to credit, liquidity and market risk arising from financial instruments. The company's overall risk management program focuses on the unpredictability of financial markets and seeks to minimise potential adverse effects on the financial performance of the company. The company does not use derivative instruments.

Risk management is carried out directly by the board of directors.

### a) Credit risk

Credit risk is the risk of financial loss to the company if a customer or counterparty to a financial instrument fails to meet its contractual obligations, and arises principally from the company's receivables from customers.

The company's franchise agreement limits the company's credit exposure to one financial institution, being Bendigo Bank. The company monitors credit worthiness through review of credit ratings of the bank.

### b) Liquidity risk

Liquidity risk is the risk that the company will encounter difficulty in meeting the obligations associated with its financial liabilities. The company's approach to managing liquidity is to ensure, as far as possible, that it will have sufficient liquidity to meet its liabilities when they are due, under both normal and stressed conditions, without incurring unacceptable losses or risking damage to the company's reputation.

## Note 6. Financial risk management (continued)

### b) Liquidity risk (continued)

#### *Exposure to liquidity risk*

The following are the remaining contractual maturities of financial liabilities. The contractual cash flows amounts are gross and undiscounted.

30 June 2022		Contractual cash flows		
Non-derivative Financial Liability	Carrying Amount	No later than 12 Months	Between 12 months and five years	Greater than 5 years
Lease liabilities	924,693	178,679	515,003	557,965
Trade Creditors	224,433	133,353	91,080	-
	1,149,126	312,032	606,083	557,965

30 June 2021		Contractual cash flows		
Non-derivative Financial Liability	Carrying Amount	No later than 12 Months	Between 12 months and five years	Greater than 5 years
Lease liabilities	1,004,066	171,965	667,392	535,998
Trade Creditors	213,440	76,820	136,620	-
	1,217,506	248,785	804,012	535,998

### c) Market risk

#### *Market risk*

Market risk is the risk that changes in market prices - e.g. foreign exchange rates, interest rates, and equity prices - will affect the company's income or the value of its holdings in financial instruments. The objective of market risk management is to manage and control market risk exposures within acceptable parameters, while optimising the return.

The company has no exposure to any transactions denominated in a currency other than Australian dollars.

#### *Price risk*

The primary goal of the company's investment in equity securities is to hold the investments for the long term for strategic purposes.

The company is not exposed to equity securities price risk as it holds investments for sale or at fair value. The company is not exposed to commodity price risk.

## Note 6. Financial risk management (continued)

### c) Market risk (continued)

#### *Sensitivity analysis - equity price risk*

All of the company's listed equity investments are listed on the Australian Stock Exchange (ASX) or the National Stock Exchange (NSX). All unlisted equity investments trade shares through a Low Volume Financial Market. Changes in equity securities value is recognised through profit or loss or other comprehensive income.

	2022		2021	
	10% increase	10% decrease	10% increase	10% decrease
Equity securities	50	(50)	2,272	(2,272)
	50	(50)	2,272	(2,272)

#### *Cash Flow and Fair Values Interest Rate Risk*

Interest-bearing assets and liabilities are held with Bendigo Bank and subject to movements in market interest.

The company held cash and cash equivalents of \$454,576 at 30 June 2022 (2021: \$480,698). The cash and cash equivalents are held with Bendigo Bank, which are rated BBB+ on Standard & Poor's credit ratings.

## Note 7. Capital management

The board's policy is to maintain a strong capital base so as to sustain future development of the company. The board of directors monitor the return on capital and the level of distributions to shareholders. Capital is represented by total equity as recorded in the Statement of Financial Position.

In accordance with the franchise agreement, in any 12 month period the funds distributed to shareholders shall not exceed the distribution limit.

The distribution limit is the greater of:

- 20% of the profit or funds of the company otherwise available for distribution to shareholders in that 12 month period; and
- subject to the availability of distributable profits, the relevant rate of return multiplied by the average level of share capital of the company over that 12 month period where the relevant rate of return is equal to the weighted average interest rate on 90 day bank bills over that 12 month period plus 5%.

The board is managing the growth of the business in line with this requirement. There are no other externally imposed capital requirements, although the nature of the company is such that amounts will be paid in the form of charitable donations and sponsorship. Charitable donations and sponsorship paid for the year ended 30 June 2022 can be seen in the Statement of Profit or Loss and Other Comprehensive Income.

There were no changes in the company's approach to capital management during the year.

## Note 8. Correction of error

During the period the company discovered that intangibles assets had been overstated. As a consequence, the GST paid had been understated and amortisation expense was overstated.

The following table summarises the impacts on the financial statements for the year ended 30 June 2021.

	2021 PREVIOUS	Adjustment	2021 Restated
<b>ASSETS</b>			
Non-current Assets			
Intangible assets	185,955	(25,677)	160,278
<b>TOTAL ASSETS</b>	<b>2,441,810</b>	<b>(25,677)</b>	<b>2,416,133</b>
<b>LIABILITIES</b>			
Current liabilities			
Trade and other payables	97,519	(20,699)	76,820
<b>TOTAL LIABILITIES</b>	<b>1,592,852</b>	<b>(20,699)</b>	<b>1,572,153</b>
<b>NET ASSETS</b>	<b>848,958</b>	<b>(4,978)</b>	<b>843,980</b>
<b>EQUITY</b>			
Retained Earnings	139,289	(4,978)	134,311
<b>TOTAL EQUITY</b>	<b>848,958</b>	<b>(4,978)</b>	<b>843,980</b>

## Note 9. Revenue from contracts with customers

	2022 \$	2021 \$
Margin income	1,623,538	1,608,876
Fee income	144,531	154,963
Commission income	136,343	128,289
	<b>1,904,412</b>	<b>1,892,128</b>

## Note 10. Other revenue

	2022	2021
	\$	\$
Market development fund income	50,625	83,750
Cash flow boost	-	37,500
At FVTPL – equity instruments	-	7,237
Dividend income	1,148	-
Other income	12,309	866
	<u>64,082</u>	<u>129,353</u>

## Note 11. Finance income

	2022	2021
	\$	\$
Term deposits	358	1,740
	<u>358</u>	<u>1,740</u>

Finance income is recognised when earned using the effective interest rate method.

## Note 12. Expenses

### a) Depreciation and amortisation expense

	2022	2021
	\$	\$
<b>Depreciation of non-current assets</b>		
leasehold improvements	13,227	13,226
furniture and fittings	2,955	2,676
	<u>16,182</u>	<u>15,902</u>
<b>Depreciation of right-of-use assets:</b>		
leased land and buildings	148,258	128,854
<b>Amortisation of Intangible Assets:</b>		
Franchise fees	38,467	35,353
<b>Total depreciation and amortisation expense</b>	<u>202,907</u>	<u>180,109</u>

### b) Finance costs

	2022	2021
	\$	\$
- Lease interest paid	60,897	68,733

Finance costs are recognised as expenses when incurred using the effective interest rate.

## Note 12. Expenses (continued)

### c) Employee benefits expense

	2022	2021
	\$	\$
Wages and salaries	1,135,473	1,089,576
Non-cash benefits	-	2,762
Contributions to defined contribution plans	119,108	103,395
Expenses related to long service leave	4,441	23,066
Other expenses	61,696	52,589
	<u>1,320,718</u>	<u>1,271,388</u>

### d) Recognition exemption

The company pays for the right to use information technology equipment. The underlying assets have been assessed as low value and exempted from recognition under AASB 16 accounting. Expenses relating to low-value exempt leases are included in system costs expenses.

	2022	2021
	\$	\$
Expenses relating to low value leases	32,120	32,667

## Note 13. Income tax expense

### a) Amounts recognised in profit or loss

	2022	2021
	\$	\$
<b>Current tax expense/(credit)</b>		
Current tax	-	5,147
Future income tax benefit attributable to losses	(1,989)	-
Movement in deferred tax	(13,459)	(1,295)
Excess franking credits converted to tax losses	(492)	-
Under/over provision in respect to prior years	20	5,496
	<u>(15,920)</u>	<u>9,348</u>

## Note 13. Income tax expense (continued)

### b) *Prima facie* income tax reconciliation

	2022 \$	2021 \$
Operating profit/(loss) before taxation	(64,707)	23,005
Prima facie tax on profit before income tax at 25% (2021: 26%)	(16,177)	5,981
Add tax effect of:		
Non-deductible expenses	114	-
Non-assessable income	-	(9,750)
Temporary differences	-	8,676
Carried-forward capital losses	-	(5,094)
Net benefit of franking credits on distributions received	123	-
Change in company tax rates	-	4,039
Under/(over) provision of income tax in prior year	20	5,496
	(15,920)	9,348

## Note 14. Cash and cash equivalents

### a) Cash and cash equivalents

	2022 \$	2021 \$
Cash at bank and on hand	454,576	254,639
Term deposits	-	226,059
	454,576	480,698

## Note 15. Other investments

The company classifies investments as a current asset when it expects to realise the asset, or intends to sell or consume it, no more than 12 months after the reporting period. All other investments are classified as non-current.

### a) non-current investment

	2022 \$	2021 \$
Equity securities- at FVTPL	500	22,271



## Note 16. Trade & other receivables

### a) current assets

	2022 \$	2021 \$
Trade receivables	193,345	177,644
Prepayments	-	17,630
	193,345	195,274

## Note 17. Property, plant and equipment

### a) Carrying amounts

	2022 \$	2021 \$
<b>Leasehold improvements</b>		
At Cost	570,325	544,753
Less: accumulated depreciation	(75,812)	(59,581)
	494,513	485,172
<b>Furniture and fittings</b>		
At cost	213,979	206,942
Less: accumulated depreciation	(195,140)	(195,383)
	18,839	11,559
<b>Total written down amount</b>	<b>513,352</b>	<b>496,731</b>

### b) Reconciliation of carrying amounts

	2022 \$	2021 \$
<b>Leasehold improvements</b>		
Carrying amount at beginning	485,172	485,989
Additions	25,572	12,409
Disposals	(3,004)	-
Depreciation	(13,227)	(13,226)
	494,513	485,172
<b>Furniture and fittings</b>		
Carrying amount at beginning	11,559	13,595
Additions	10,325	2,628
Disposals	-	(1,988)
Depreciation	(2,955)	(2,676)
	18,839	11,559
<b>Total written down amount</b>	<b>513,352</b>	<b>496,731</b>

## Note 17. Property, plant and equipment (continued)

### c) Changes in estimates

During the financial year, the company assessed estimates used for property, plant and equipment including useful lives, residual values, and depreciation methods. There were no changes in estimates for the current reporting period.

## Note 18. Right-of-use assets

### a) Carrying amounts

	2022 \$	2021 \$
Leased land and buildings		
At Cost	1,247,651	1,179,460
Less: accumulated depreciation	(394,380)	(214,952)
Total written down amount	853,271	964,508

### b) Reconciliation of carrying amounts

	2022 \$	2021 \$
Leased land and buildings		
Carrying amount at beginning	964,508	737,142
Remeasurement adjustments	37,021	356,220
Depreciation	(148,258)	(128,854)
Total written down amount	853,271	964,508

## Note 19. Intangible assets

### a) Carrying amounts

	2022 \$	2021 \$
Franchise fee		
At Cost	192,333	192,333
Less: accumulated depreciation	(70,522)	(32,055)
Total written down amount	121,811	160,278

## Note 19. Intangible assets (continued)

### b) Reconciliation of carrying amounts

	2022 \$	2021 \$
<b>Franchise fee</b>		
Carrying amount at beginning	160,278	195,631
Amortisation	(38,467)	(35,353)
Total written down amount	121,811	160,278

### c) Changes in estimates

During the financial year, the company assessed estimates used for intangible assets including useful lives, residual values, and amortisation methods. There were no changes in estimates for the current reporting period.

## Note 20. Tax assets and liabilities

### a) Current tax

	2022 \$	2021 \$
Income tax payable/(refundable)	(16,859)	(18,310)

### (b) Deferred tax

Movement in the company's deferred tax balances for the year ended 30 June 2021:

	2022 \$	2021 \$
<b>Deferred Tax Assets</b>		
employee provisions	88,681	88,662
lease liability	231,173	251,016
property, plant & equipment	3,482	3,482
carried forward tax losses	492	-
<b>Total deferred tax assets</b>	323,828	343,160
<b>Deferred Tax Liabilities</b>		
deductible prepayments	-	4,408
fair value of investments	-	1,065
Right-of-use-assets	213,318	241,127
<b>Total deferred tax liabilities</b>	213,318	246,600
<b>Net deferred tax assets (liabilities)</b>	110,510	96,560
<b>Movement in deferred tax charged to Statement of Profit or Loss and Other Comprehensive Income</b>	(13,950)	(5,201)

## Note 21. Trade creditors and other payables

### a) Current Liabilities

	2022 \$	2021 \$
Trade creditors	46,898	66,091
Other creditors and accruals	86,455	10,729
	133,353	76,820

### b) Non-current liabilities

	2022 \$	2021 \$
Trade creditors	91,080	136,620

## Note 22. Lease liabilities

Lease liabilities were measured at amounts equal to the present value of enforceable future payments of the term reasonably expected to be exercised, discounted at the appropriate incremental borrowing rate on the adoption date.

The company has applied judgement in estimating the remaining lease term including the effects of any extension options reasonably expected to be exercised, applying hindsight where appropriate.

The company's lease portfolio includes:

LEASE	DETAILS
Community Bank Lisarow	The lease agreement commenced in September 2003. A 5 year renewal option was exercised in September 2020. The company has no renewal options available. As such, the lease term end date used in the calculation of the lease liability is August 2025. The discount rate used in the calculation is 6.49%.
Community Bank Kincumber	The lease agreement commenced in August 2006. A 5 year renewal option was exercised in September 2020. The company has no renewal options available. As such, the lease term end date used in the calculation of the lease liability is August 2025. The discount rate used in the calculation is 5.49%.
Community Bank East Gosford	The lease agreement commenced in July 2000. A 5 year renewal options was exercised in July 2020. The company has 2 x 5 year renewal options available which, for AASB 16: Leases purposes they are reasonably certain to exercise. As such, the lease term end date used in the calculation of the lease liability is June 2035. The discount rate used in the calculation is 6.49%.

## Note 22. Lease liabilities (continued)

### a) Current lease liabilities

	2022 \$	2021 \$
Property lease liabilities	179,679	171,965
Unexpired interest	(55,126)	(61,950)
	123,553	110,015

### b) Non-current lease liabilities

	2022 \$	2021 \$
Property lease liabilities	1,072,968	1,203,390
Unexpired interest	(271,828)	(309,339)
	801,140	894,051

### c) Reconciliation of lease liabilities

	2022 \$	2021 \$
Balance at the beginning	1,004,066	751,078
Remeasurement adjustments	37,018	356,220
Lease interest expense	60,897	68,733
Lease payments – total cash outflow	(177,288)	(171,965)
	924,693	1,004,066

### d) Maturity analysis

	2022 \$	2021 \$
Not later than 12 Months	178,679	171,965
Between 12 months and 5 years	515,003	667,392
Greater than 5 years	557,965	535,998
Total undiscounted lease payments	1,251,647	1,375,355
Unexpired interest	(326,954)	(371,289)
Present value of lease liabilities	924,693	1,004,066

## Note 23. Employee benefits

### a) Current liabilities

	2021 \$	2020 \$
Provision for annual leave	83,248	87,611
Provision for long service leave	250,103	262,302
	<b>333,351</b>	<b>349,913</b>

### b) Non-current liabilities

	2021 \$	2020 \$
Provision for long service leave	21,374	4,734

### c) Key judgements and assumptions

#### *Employee attrition rates*

The company uses historical employee attrition rates in determining the probability of an employee, at a given date, achieving continuous employment eligible for entitlement in accordance with long service leave legislation.

In the absence of sufficient historical employee attrition rates, the company applies a benchmark probability rate from across the Community Bank network to factor in estimating the probability of an employee, at a given date, achieving continuous employment eligible for entitlement in accordance with legislation.

## Note 24. Issued capital

### a) Issued capital

	2022		2021	
	Number	\$	Number	\$
Ordinary shares - fully paid	760,008	748,258	760,008	748,258
Bonus shares – fully paid (1:2)	234,808	-	234,808	-
Less: equity raising costs	-	(38,589)		(38,589)
	<b>994,816</b>	<b>709,669</b>	<b>994,816</b>	<b>709,669</b>

Ordinary shares are classified as equity.

Incremental costs directly attributable to the issue of new shares are shown in equity as a deduction from the proceeds.

## Note 24. Issued capital (continued)

### b) Rights attaching to issued capital

#### *Ordinary shares*

##### Voting Rights

Subject to some limited exceptions, each member has the right to vote at a general meeting.

On a show of hands or a poll, each member attending the meeting (whether they are attending the meeting in person or by attorney, corporate representative or proxy) has one vote, regardless of the number of shares held. However, where a person attends a meeting in person and is entitled to vote in more than one capacity (for example, the person is a member and has also been appointed as proxy for another member) that person may only exercise one vote on a show of hands. On a poll, that person may exercise one vote as a member and one vote for each other member that person represents as duly appointed attorney, corporate representative or proxy.

The purpose of giving each member only one vote, regardless of the number of shares held, is to reflect the nature of the company as a community based company, by providing that all members of the community who have contributed to the establishment and ongoing operation of the Community Bank branch have the same ability to influence the operation of the company.

##### Dividends

Generally, dividends are payable to members in proportion to the amount of the share capital paid up on the shares held by them, subject to any special rights and restrictions for the time being attaching to shares. The franchise agreement with Bendigo Bank contains a limit on the level of profits or funds that may be distributed to shareholders. There is also a restriction on the payment of dividends to certain shareholders if they have a prohibited shareholding interest (see below).

##### Transfer

Generally, ordinary shares are freely transferable. However, the directors have a discretion to refuse to register a transfer of shares.

Subject to the foregoing, shareholders may transfer shares by a proper transfer effected in accordance with the company's constitution and the Corporations Act 2001.

#### Prohibited shareholding interest

A person must not have a prohibited shareholding interest in the company.

In summary, a person has a prohibited shareholding interest if any of the following applies:

- They control or own 10% or more of the shares in the company (the "10% limit").
- In the opinion of the board they do not have a close connection to the community or communities in which the company predominantly carries on business (the "close connection test").

As with voting rights, the purpose of this prohibited shareholding provision is to reflect the community-based nature of the company.

Where a person has a prohibited shareholding interest, the voting and dividend rights attaching to the shares in which the person (and his or her associates) have a prohibited shareholding interest, are suspended.

The Board has the power to request information from a person who has (or is suspected by the Board of having) a legal or beneficial interest in any shares in the company or any voting power in the company, for the purpose of determining whether a person has a prohibited shareholding interest. If the board becomes aware that a member has a prohibited shareholding interest, it must serve a notice requiring the member (or the member's associate) to dispose of the number of shares the board considers necessary to remedy the breach. If a person fails to comply with such a notice within a specified period (that must be between three and six months), the board is authorised to sell the specified shares on behalf of that person. The holder will be entitled to the consideration from the sale of the shares, less any expenses incurred by the board in selling or otherwise dealing with those shares

## Note 24. Issued capital (continued)

### b) Rights attaching to issued capital (continued)

#### *Transfer (continued)*

In the constitution, members acknowledge and recognise that the exercise of the powers given to the board may cause considerable disadvantage to individual members, but that such a result may be necessary to enforce the prohibition.

## Note 25. Retained earnings

	2022 \$	2021 \$
Balance at the beginning of the reporting period	134,310	150,497
Profit / (loss) for the year after income tax	(48,787)	13,657
Dividends provided for or paid	(34,819)	(29,844)
<b>Balance at the end of the reporting period</b>	<b>50,704</b>	<b>134,310</b>

## Note 26. Reconciliation of cash flows from operating activities

	2022 \$	2021 \$
Net profit (loss) after tax from ordinary activities	(48,787)	13,657
<b>Adjustments for:</b>		
Depreciation	164,440	144,756
Amortisation	38,467	35,353
(increase)/decrease in fair value of equity instruments designated at FVTPL	-	(7,237)
<b>Changes in assets and liabilities:</b>		
(Increase)/decrease in trade and other receivables	(30,932)	15,023
Increase/(decrease) in trade and other payables	52,391	(406,024)
Increase/(decrease) in employee benefits	78	9,939
Increase/(decrease) in tax liabilities	1,451	(1,157)
<b>Net cash flows provided by/(used in) operating activities</b>	<b>177,108</b>	<b>(195,690)</b>



## Note 27. Financial instruments – fair value

The following table shows the carrying amounts and fair values of financial assets and financial liabilities, including their levels in the fair value hierarchy. It does not include fair value information for financial assets and financial liabilities not measured at fair value if the carrying amount is a reasonable approximation of fair value.

		Carrying value				Fair value level	
		2022 \$	2022 \$	2021 \$	2021 \$	2022 \$	2021 \$
	Note	FVTPL	At amortised cost	FVTPL	At amortised cost	Level 1	Level 1
Financial assets measured at fair value:							
Equity securities	15	500	-	22,721	-	500	22,271
		500	-	22,721	-	500	22,271
Financial assets not measured at fair value:							
Trade and other receivables	16	-	193,345	-	195,274	-	-
Cash and cash equivalents	14	-	454,576	-	480,698	-	-
		-	647,921	-	675,972	-	-
Financial liabilities not measured at fair value:							
Trade and other payables	21	-	224,433	-	213,440	-	-
Lease liabilities	22	-	924,693	-	1,004,066	-	-
		-	1,149,126	-	1,217,506	-	-

## Note 28. Auditor's remuneration

Amount received or due and receivable by the auditor of the company for the financial year.

	2022 \$	2021 \$
Audit & Review Services		
Audit and review of financial statements (Andrew Frewin Stewart)	2,900	-
Audit and review of financial statements (RSD Audit)	5,550	5,700
Non-Audit Services		
General advisory services	1,980	-
Share registry services	4,261	2,700
Total auditor's remuneration	14,691	8,400

## Note 29. Related parties

### a) Related party transactions

No director or related entity has entered into a material contract with the company.

## Note 30. Dividends provided for or paid

### a) Dividends provided for and paid during the period

The following dividends were provided for and paid to shareholders during the reporting period as presented in the statement of changes in equity and statement of cash flows.

	30 June 2022		30 June 2021	
	Cents	\$	Cents	\$
Fully franked dividend	3.50	34,819	3.00	29,844

The tax rate at which dividends have been franked is 25% (2021: 26%).

### b) Dividends proposed not recognised at balance date

Since the end of the financial year, the board of directors has proposed to pay a fully franked dividend of 3.5 cents per share, to be paid later in the year. The financial impact of the dividend, amounting to \$34,819, has not been recognised in the financial statements for the financial year ended 30 June 2022, and will be recognised in the subsequent financial statements.

	30 June 2022		30 June 2021	
	Cents	\$	Cents	\$
Fully franked dividend	3.50	34,819	-	-

The tax rate at which future dividends will be franked is 25% (2021: 25%).

## Note 30. Dividends provided for or paid (continued)

### c) Franking account balance

	2022 \$	2021 \$
<b>Franking credits available for subsequent reporting periods</b>		
Franking account balance at the beginning of the financial year	250,420	241,860
<b>Franking transactions during the financial year:</b>		
Franking credits (debits) arising from income taxes paid (refunded)	(3,419)	19,046
Franking credits from franked distributions received	492	-
Franking debits from the payment of franked distributions	(11,606)	(10,486)
Franking account balance at the end of the financial year	235,887	250,420
<b>Franking transactions that will arise subsequent to the financial year end:</b>		
Franking credits (debits) that will arise from payment (refund) of income tax	(16,859)	(18,310)
Franking debits that will arise from payment of dividends subsequent to financial year end	(11,606)	-
<b>Franking credits available for future reporting periods</b>	<b>207,422</b>	<b>232,110</b>

The ability to utilise franking credits is dependent upon the company's ability to declare dividends. The tax rate at which future dividends will be franked is 25%.

## Note 31. Earnings per share

### a) Basic and diluted earnings per share

The calculation of basic and diluted earnings per share has been based on the following profit attributable to ordinary shareholders and weighted-average number of ordinary shares outstanding.

	2022	2021
	\$	\$
Profit/(loss) attributable to ordinary shareholders	(48,787)	13,657
	Number	Number
Weighted average number of ordinary shares	994,816	994,816
	¢	¢
Basic and diluted earnings per share	(4.90)	1.37

## Note 32. Commitments

### a) Other commitments

The company has no commitments contracted for which would be provided for in future reporting periods.

## Note 33. Contingencies

There were no contingent liabilities or contingent assets at the date of this report to affect the financial statements.

## Note 34. Subsequent events

There have been no significant events occurring after the reporting period which may affect either the company's operations or the results of those operations or the company's state of affairs.

# Additional Information required by NSX

East Gosford & District Financial Services Ltd is a public company incorporated in Australia and listed on the National Stock Exchange of Australia (NSX).

## Shareholding (as at report date and 30 June 2022)

The following table shows the number of shareholders, segregated into various categories based on the total number of shares held.

Number of shares held	Number of Shareholders	Number of shares held
1 to 1,000	90	62,500
1,001 to 5,000	127	281,210
5,001 to 10,000	29	229,804
10,001 to 100,000	17	421,302
100,001 and over	-	-
Total Shareholders	263	994,816

## Equity Securities

Each of the above shareholders are entitled to 1 vote, irrespective of the number of shares held.

There are no substantial shareholders (holding more than 5% of voting rights) as each shareholder is entitled to 1 vote. Normally holding more than 5% of total issued shares would create a substantial shareholder, but this is not applicable due to the voting restrictions for the company.

There are 7 shareholders holding less than a marketable parcel of shares (\$500 in value). There are no restricted securities on issue.

All shares on issue are ordinary shares fully paid to \$1 per share. There are no unquoted equity securities.

## Ten largest shareholders

Shareholder	Number of fully paid ordinary shares held	Percentage of issued capital %
SCIPIO NOMINEES PTY LTD	77,802	7.82
PKC INVESTMENTS PTY LTD	66,500	6.68
NORTHERN SUBURBS SECRETARIAL SERVICES PTY LTD <JULETON A/C>	47,500	4.77
WINPAR HOLDINGS LIMITED	30,000	3.02
MRS SUSAN JOY WILKINS	24,500	2.46
MRS JENNIFER LYNN ROSENFELD	21,500	2.16

Shareholder	Number of fully paid ordinary shares held	Percentage of issued capital %
MRS MINA SANDERS & MR GREGORY SANDERS	17,500	1.76
MS CARON RAE PFYELD	17,500	1.76
MR JOHN WARREN PEARCE PTY LTD <MIRIAM C PEARCE FAMILY A/C>	15,000	1.51
MR PAUL VANDERSTELT & MRS ELSIE VANDERSTELT	15,000	1.51
CONNELL SMSF PTY LTD <THE CONNELL SUPERANNUATION FUND A/C>	15,000	1.51
Total	347,802	34.96

## Registered office and principal administrative office

The registered office and principal administrative off of the company is located at:

101 Victoria Street  
East Gosford, NSW, 2250  
Phone: (02) 4323 4559

## Security register

The security register (share register) is kept at:

AFS & Associates Pty Ltd  
61-65 Bull Street, Bendigo, VIC, 3550  
Phone: (03) 5443 0344

## Company Secretary

Scott Evans is a director of the Company and has been the Company Secretary since July 2019. His qualifications include B.Ec(Hons), GAICD, FGIA, FFin, Dip FP. He is a company secretary on an ASX listed Company and has over 15 years of being a company secretary on public and private companies.

## Five-year summary of performance

		2018	2019	2020	2021	2022
Gross revenue	\$	2,283,768	2,293,578	2,283,813	2,023,221	1,968,852
Net profit before tax	\$	139,431	132,601	107,618	23,005	(64,707)
Total assets	\$	1,167,446	1,206,135	2,429,317	2,416,133	2,264,225
Total liabilities	\$	430,391	406,262	1,569,350	1,572,153	1,503,851
Total equity	\$	737,055	799,873	859,967	843,980	760,374

# Directors' Declaration

---

In accordance with a resolution of the Directors of East Gosford & Districts Financial Services Ltd, we state that:

In the opinion of the directors:

- (a) the financial statements and notes are in accordance with the *Corporations Act 2001*, including:
  - (i) giving a true and fair view of the company's financial position as at 30 June 2022 and of its performance for the financial year ended on that date; and
  - (ii) complying with Accounting Standards, the *Corporations Regulations 2001* and other mandatory professional reporting requirements; and
- (b) there are reasonable grounds to believe that the company will be able to pay its debts as and when they become due and payable.

This declaration is made in accordance with a resolution of the Board of Directors.



---

Garry Morris

Chair

Dated this 13<sup>th</sup> day of September 2022

# Auditor's report



Andrew Frewin Stewart  
61 Bull Street Bendigo VIC 3550

afs@afsbendigo.com.au  
03 5443 0344

## Independent auditor's report to the Directors of East Gosford & Districts Financial Services Ltd

### Report on the Audit of the Financial Report

#### Opinion

We have audited the financial report of East Gosford & Districts Financial Services Ltd's (the company), which comprises:

- Statement of financial position as at 30 June 2022
- Statement of profit or loss and other comprehensive income
- Statement of changes in equity
- Statement of cash flows
- Notes to the financial statements, including a summary of significant accounting policies
- The directors' declaration of the company.

In our opinion, the accompanying financial report of East Gosford & Districts Financial Services Ltd, is in accordance with the *Corporations Act 2001*, including:

- i. giving a true and fair view of the company's financial position as at 30 June 2022 and of its financial performance for the year ended on that date; and
- ii. complying with Australian Accounting Standards and the Corporations Regulations 2001.

#### Basis for Opinion

We conducted our audit in accordance with Australian Auditing Standards. Our responsibilities under those standards are further described in the *Auditor's Responsibilities for the Audit of the Financial Report* section of our report.

We are independent of the company in accordance with the auditor independence requirements of the *Corporations Act 2001* and the ethical requirements of the Accounting Professional and Ethical Standards Board's *APES 110 Code of Ethics for Professional Accountants (including Independence Standards)* (the Code) that are relevant to our audit of the financial report in Australia. We have also fulfilled our other ethical responsibilities in accordance with the Code.

We believe that the audit evidence we have obtained is sufficient and appropriate to provide a basis for our audit opinion.



afsbendigo.com.au

Liability limited by a scheme approved under Professional Standards Legislation. ABN: 65 684 604 390





Andrew Frewin Stewart  
61 Bull Street Bendigo VIC 3550

afs@afsbendigo.com.au  
03 5443 0344

## Key Audit Matters

Key audit matters are those matters that, in our professional judgement, were of most significance in our audit of the financial report of the current period. These matters were addressed in the context of our audit of the financial report as a whole, and in forming our opinion thereon, and we do not provide a separate opinion on these matters.

Key audit matter	How our audit addressed the matter
<p><b>Revenue Share Model</b></p> <p>The company is a franchise of Bendigo Bank. The franchise agreement provides for a share of interest, fee, and commission revenue earned by the company. Interest margin share is based on a funds transfer pricing methodology which recognises that income is derived from deposits held, and that loans granted incur a funding cost. Fees are based on the company's current fee schedule and commissions are based on the agreements in place. All margin revenue is recorded as non-interest income when the company's right to receive the payment is established.</p> <p>The company receives the Revenue Share from Bendigo Bank via a monthly profit share statement.</p> <p>Our key audit matter was focused on the following areas of risk:</p> <ul style="list-style-type: none"> <li>Revenue is recognised appropriately and in line with AASB 15 Revenue from Contracts with Customers.</li> <li>Reliance on third party auditor EY to review the revenue share model.</li> </ul>	<p>In responding to the identified key audit matter, we completed the following audit procedures:</p> <ul style="list-style-type: none"> <li>We have obtained the monthly profit share statements from the entire year and analytically assess the existence, accuracy and completeness of revenue.</li> <li>EY complete a Community Bank Revenue Share Arrangements report on factual findings bi-annually, which we review and determine that the scope and testing procedures were sufficient to enable reliance on the monthly profit share reports specifically relating to revenue.</li> </ul> <p><b>Key observation</b></p> <p>We are satisfied that the revenue share model has been sufficiently reviewed by an external auditor and the reliance can be placed on the monthly profit share reports. The company's accounting policy relating to the revenue share model is detailed at note 4 a) to the financial statements.</p>

There are no other key audit matters to disclose for the 30 June 2022 audit.



afsbendigo.com.au

Liability limited by a scheme approved under Professional Standards Legislation. ABN: 65 684 604 390



Andrew Frewin Stewart  
61 Bull Street Bendigo VIC 3550

afs@afsbendigo.com.au  
03 5443 0344

## Other Information

The company usually prepares an annual report that will include the financial statements, directors' report and declaration and our independence declaration and audit report (the financial report). The annual report may also include "other information" on the entity's operations and financial results and financial position as set out in the financial report, typically in a Chairman's report and Manager's report, and reports covering governance and shareholder matters.

The directors are responsible for the other information. The annual report is expected to be made available to us after the date of this auditor's report.

Our opinion on the financial report does not cover the other information and accordingly we will not express any form of assurance conclusion thereon.

Our responsibility is to read the other information identified above when it becomes available and, in doing so, consider whether the other information is materially inconsistent with the financial report or our knowledge obtained in the audit, or otherwise appears to be materially misstated. If we identify that a material inconsistency appears to exist when we read the annual report (or become aware that the other information appears to be materially misstated), we will discuss the matter with the directors and where we believe that a material misstatement of the other information exists, we will request management to correct the other information.

## Responsibilities of the Directors for the Financial Report

The directors of the company are responsible for the preparation of the financial report that it gives a true and fair view in accordance with Australian Accounting Standards and the *Corporations Act 2001* and for such internal control as the directors determine is necessary to enable the preparation of the financial report that is free from material misstatement, whether due to fraud or error.

In preparing the financial report, the directors are responsible for assessing the company's ability to continue as a going concern, disclosing as applicable, matters related to going concern and using the going concern basis of accounting unless the directors either intend to liquidate the company or cease operations, or have no realistic alternative but to do so.

## Auditor's responsibilities for the Audit of the Financial Report

Our objectives are to obtain reasonable assurance about whether the financial report as a whole is free from material misstatement, whether due to fraud or error, and to issue an auditor's report that includes our opinion. Reasonable assurance is a high level of assurance, but is not a guarantee that an audit conducted in accordance with the Australian Auditing Standards will always detect a material misstatement when it exists. Misstatement can arise from fraud or error and are considered material if, individually or in aggregate, they could reasonably be expected to influence the economic decisions of users taken on the basis of this financial report.



afsbendigo.com.au

Liability limited by a scheme approved under Professional Standards Legislation. ABN: 65 684 604 390



Andrew Frewin Stewart  
61 Bull Street Bendigo VIC 3550

afs@afsbendigo.com.au  
03 5443 0344

As part of an audit in accordance with the Australian Auditing Standards, we exercise professional judgement and maintain professional scepticism throughout the audit. We also:

- Identify and assess the risks of material misstatement of the financial report, whether due to fraud or error, design and perform audit procedures responsive to those risks, and obtain audit evidence that is sufficient and appropriate to provide a basis for our opinion. The risk of not detecting a material misstatement resulting from fraud is higher than for one resulting from error, as fraud may involve collusion, forgery, intentional omissions, misrepresentations, or the override of internal control.
- Obtain an understanding of internal control relevant to the audit in order to design audit procedures that are appropriate in the circumstances, but not for the purpose of expressing an opinion on the effectiveness of the Company's internal control.
- Evaluate the appropriateness of accounting policies used and the reasonableness of accounting estimates and related disclosures made by the directors.
- Conclude on the appropriateness of the directors' use of the going concern basis of accounting and, based on the audit evidence obtained, whether a material uncertainty exists related to events or conditions that may cast significant doubt on the Company's ability to continue as a going concern. If we conclude that a material uncertainty exists, we are required to draw attention in our auditor's report to the related disclosures in the financial report or, if such disclosures are inadequate, to modify our opinion. Our conclusions are based on the audit evidence obtained up to the date of our auditor's report. However, future events or conditions may cause the Company to cease to continue as a going concern.
- Evaluate the overall presentation, structure and content of the financial report, including the disclosures, and whether the financial report represents the underlying transactions and events in a manner that achieves fair presentation.

We communicate with the directors regarding, among other matters, the planned scope and timing of the audit and significant audit findings, including any significant deficiencies in internal control that we identify during our audit.

We also provide the directors with a statement that we have complied with relevant ethical requirements regarding independence, and to communicate with them all relationships and other matters that may reasonably be thought to bear on our independence, and where applicable, actions taken to eliminate threats or safeguards applied.

From the matters communicated with the directors, we determine those matters that were of most significance in the audit of the financial report of the current period and are therefore the key audit matters. We describe these matters in our auditor's report unless law or regulation precludes public disclosure about the matter or when, in extremely rare circumstances, we determine that a matter should not be communicated in our report because the adverse consequences of doing so would reasonably be expected to outweigh the public interest benefits of such communication.



[afsbendigo.com.au](http://afsbendigo.com.au)

Liability limited by a scheme approved under Professional Standards Legislation. ABN: 65 684 604 390



Andrew Frewin Stewart  
61 Bull Street Bendigo VIC 3550

afs@afsbendigo.com.au  
03 5443 0344

## Report on the Remuneration Report

We have audited the Remuneration Report included in the Directors' Report for the year ended 30 June 2022.

In our opinion, the Remuneration Report of East Gosford & Districts Financial Services Ltd, for the year ended 30 June 2022, complies with section 300A of the *Corporations Act 2001*.

The directors of the company are responsible for the preparation and presentation of the Remuneration Report in accordance with section 300A of the *Corporations Act 2001*. Our responsibility is to express an opinion on the Remuneration Report, based on our audit conducted in accordance with Australian Auditing Standards.

A handwritten signature in black ink, appearing to read 'Andrew Frewin Stewart'.

**Andrew Frewin Stewart**  
61 Bull Street, Bendigo, Vic, 3550  
Dated: 13 September 2022

A handwritten signature in black ink, appearing to read 'Joshua Griffin'.

**Joshua Griffin**  
Lead Auditor



[afsbendigo.com.au](http://afsbendigo.com.au)

Liability limited by a scheme approved under Professional Standards Legislation. ABN: 65 684 604 390

### Community Bank East Gosford

101 Victoria Street, East Gosford, NSW, 2250

Phone: (02) 43234559 Fax (02) 43231499

Email: [eastgosfordmailbox@bendigoadelaide.com.au](mailto:eastgosfordmailbox@bendigoadelaide.com.au)

### Community Bank Lisarow

Shop 16, Lisarow Plaza Shopping Centre,

2 Parsons Road, Lisarow, NSW, 2250

Phone: (02) 43285472 Fax (02) 432285913

Email: [lisarowmailbox@bendigoadelaide.com.au](mailto:lisarowmailbox@bendigoadelaide.com.au)

### Community Bank Kincumber

2A/39 Avoca Drive, Kincumber NSW, 2250

Phone: (02) 43632133 Fax (02) 43632866

Email: [kincumbermailbox@bendigoadelaide.com.au](mailto:kincumbermailbox@bendigoadelaide.com.au)

## Franchisee: East Gosford & Districts Financial Services Ltd

101 Victoria Street, East Gosford, NSW, 2250

Phone: (02) 43234559 Fax (02) 43231499

ABN: 90 092 538 630

[www.bankofgoodwill.com.au](http://www.bankofgoodwill.com.au)

[www.bendigobank.com.au](http://www.bendigobank.com.au)

Facebook – Central Coast Branches of Bendigo Bank (@centralcoastcommunitybankbranches)



#### Internet

Great for banking  
at home.



#### App

Bank at home or  
on the go.



#### Phone

Great if you don't  
have internet banking  
or the App.



#### ATM

Get cash  
and check  
balances.

