Annual Report 2026

East Gosford & Districts Financial Services Ltd

Community Bank
East Gosford, Berowra, Lisarow, Kincumber
ABN 90 092 538 620

Contents

Chairman's report	3
Franchise Group CEO's report	4
Bendigo Bank message	8
Community Bank National Council message	9
Community investment balance sheet	10
The community we supported	11
Performance snapshot	12
Dividend payment history	13
Annual general meeting	13
Corporate governance statement	14
Directors' report	17
Remuneration benefits and payments	22
Auditor's declaration	26
Annual financial statements and notes	27
Directors' declaration	58
Independent Auditor's report	59
Additional information required by NSX	63

Chairman's Report

Our Company achieved a good result for the last financial year. Considering the difficult trading conditions with relatively low interest rates and therefore low margins, as well as increased competition from the broker market, we delivered a profit after tax of $166,134 (2025 $397,138).

It was also pleasing to embrace our acquisition of Community Bank Berowra & District's operation. The Manager, Nam Kaushal and staff have continued to support their customers and local community. We have provided additional support with our staff, management and Directors being actively involved with the Berowra Community.

We have had one of our long-time managers, Martin Creesey, retire after more than 20 years dedicated service to our Company. We are grateful for Martin's contribution to the growth and reputation he helped build for our Company and wish Martin and his family a long and satisfying retirement.

I want to thank our Chief Executive, Michael Bell, our Senior Branch Manager, Julie Welch, and Managers Nam Kaushal, Martin Creesey, Terri Rutherford, Amie O'Brien-Sparkes and Tiffany Hunt for their hard work in helping to build our business and acknowledge our branch staff for their efforts in looking after our customers and the communities where we operate.

Of course, we would not function without the support of our shareholders and customers, and I thank you for your continued involvement with our Company. We are fortunate to have the assistance of Bendigo Bank Limited, our franchise provider, who actively engages with us to ensure we build a sustainable business.

My thanks go to the Directors for their devotion and contribution in building our business. Directors Linda Cooper and Emma Mason resigned from the Board. We are extremely grateful to Linda for her contribution as a director and Chair of our HR Portfolio. We also appreciate Emma's significant contribution over the years that she has supported us. I welcome our new Directors, Brooke Simmons and Matt Rose, who are committed to helping our Company achieve its goals.

The Directors on your Board have the knowledge, skills, and experience to guide our Company as it continues to grow in a meaningful way.

Garry Morris

Chairman

Franchise Group Chief Executive Officer's Report

Welcome Shareholders to my report for the 2025-26 financial year.

Our business started the year with the acquisition of Community Bank Berowra & District on 31st July 2025.

The inclusion of Community Bank Berowra & District saw our business footings end the year at $481.5m, being growth for the year of $89.2m, from this strategic purchase to strengthen our business moving forward.

We continue to make operational changes to staffing onboarding Sally & Charlotte to our business on the Central Coast and welcoming Nam, Sue, Dale & Suaarya from Community Bank Berowra & District into our overall group. Thank you to Liz & Shane from Community Bank Berowra & District for their work at Community Bank Berowra & District and your short time with us.

With the acquisition of Community Bank Berowra & District, we now have a staffing level of 23 employee's spread across four branches including mobile lenders.

We continue to look at board composition along with the mix and skills of our Directors to assist with the future strategic guidance and growth of the business. We had a couple of changes to Directors this financial year with Linda Cooper resigning and we thank Linda for her invaluable support and guidance as chair of the Human Resources portfolio. We welcomed Brooke Simmons and Matt Rose as new Directors to continue the successful implementation of our Strategic Plan.

Whilst board meetings are held bimonthly, we continue to hold portfolio meetings in the off month to ensure that the outcomes of our annual strategic planning day are being worked on and implemented. The finance portfolio meets every month to discuss results to date and keep a firm eye on our growth, cash position and management of expenses to budget. We believe we have a great mix of skills and diversity that can only benefit your business. The Directors are allocated a portfolio based on their skill set to maximise effectiveness of our Directors, across Finance, Risk, Governance and Human Resources, and Sponsorship/Marketing.

We continue to have great success with our Bendigo Community Bank Business Breakfast with our May 2026 event attracting well over 130 guests to hear again from Bendigo Bank Chief Economist, David Robertson, and selling out in 3 days! We also held a sponsor's breakfast this year to get our sponsored sports clubs, Not-for-Profit groups and community event organisers in the one spot to share the success of what they are doing to make the community a better place. This is a great way to showcase our business and what we are doing in the community along with the opportunity to gain new business.

Investment in your community stepped up again this year with $180.5k of local support to over 85 organisations and events inclusive of Community Bank Berowra & District. Our reason for being is to provide banking & financial services to the community with profits returned to the community. You can follow what we do locally on Facebook & Instagram at Central Coast Branches of Bendigo Bank. Community Bank Berowra & District Facebook is *communitybankberowraanddistrict* & Instagram *communitybank_berowra*. Please like and share for maximum exposure of our business and branches so we can reach as many people as possible.

Our focus will be to continue to provide superior service to our customers, shareholders, and community. All staff are focused on growing the business and promoting our Community Bank branches at the many events and functions we support and attend by continually promoting our branches to gain new business.

Franchise Group Chief Executive Officer's Report (*continued*)

It is a big part of our business to receive referrals and recommendations from our shareholders and customers, and we encourage you to have family and friends contact us to discuss their banking needs whether lending or deposits we are more than happy to assist. We offer competitive products some of which are best in market, so why not have them talk to their local branch staff.

A thank you to all our staff across our four Community Bank branches for your hard work and generous commitment of time when required. Also, a thank you to our partners Bendigo Bank and their representatives that work with us. Thank you to all Directors who give of their time and experience from their own occupations to ensure long term success & viability of our business.

We look forward to a bigger & better 2026/27 as we navigate current market conditions and the ongoing changes with technology associated with the digital environment we operate in.

Lastly, thank you to our shareholders and customers for your continued support of our branches and for what the Community Bank model represents within our communities from your ongoing support.

Michael Bell

Franchise Group Chief Executive Officer

Company activities in pictures

Central Coast Team – East Gosford, Lisarow and Kincumber

Berowra Team

Supporting Raise Love Ball as part of our community charity work

Recognising our community via a BBQ for the members of the communities that we support

Company activities in pictures (continued)

Business development at the Central Coast Economic Business Breakfast

Community engagement discussions

Michael Bell, David Robertson, The Hon David Harris MP, Garry Morris

Bendigo Bank Message

Community Bank Report 2026

This year marked the first chapter of delivering on Bendigo Bank's 2030 Strategy.

Our purpose remains central to who we are – to feed into the prosperity of our customers and community – and our strategy brings a new focus on areas including innovation, digital ease and setting the benchmark for trust and societal impact.

We are making strong progress with new digital features to enhance the customer experience. Notably, Community Link is allowing customers to join us through e-banking while retaining a connection to their local branch.

In FY26, more than $51.7 million was invested back into local communities, adding to a total of $467 million since 1998. Our Scholarship Program remains one of the largest of its kind in Australia, with an incredible 70 Community Banks participating in 2026, and more than $1.6m in scholarships awarded.

Our model evolution project is now helping to inform a holistic strategic review of the Community Bank model. The review is considering a broad range of factors to strengthen the model for the future, including growth, community impact, revenue share and non-financial risk. As an organisation, we remain committed to the Community Bank model and the important role it plays in achieving our 2030 Strategy.

Bendigo Bank has been supporting customers and communities across Australia for more than 160 years and for the past 27 years, the Community Bank model has been a driving force for positive impact.

On behalf of Bendigo Bank, thank you for being a shareholder in your local Community Bank. Your belief and support of our purpose have been instrumental in our success. I look forward to seeing us grow together and continue supporting our communities to prosper.

Warmest regards,

Justine Minne

Head of Community Banking

Bendigo Bank

Community Bank National Council

CBNC: Supporting Local Leadership and National Strategy

On behalf of the Community Bank network, we acknowledge and thank our shareholders for your continued support. The Community Bank model remains one of the most distinctive in Australian banking, combining commercial strength with genuine community purpose.

Over the past year, the Community Bank National Council (CBNC) has continued its important role as the conduit between Community Bank companies and Bendigo Bank (BEN). As the formally recognised representative body of the network, the CBNC ensures the voice of local directors is heard in national discussions, while keeping Community Bank companies informed on strategic developments that shape our future.

Supporting BEN's 2030 Strategy

The Community Bank model continues to evolve as part of BEN's 2030 strategy, with a focus on long-term strength and sustainability. A jointly led BEN and CBNC Model Evolution project has enabled the CBNC to engage deeply with the network seeking feedback on the challenges and opportunities ahead. The priority being given to this ongoing work reflects the importance of Community Banks to BEN's success and commitment to local communities.

Gathering in our nation's capital

Last September, more than 500 directors representing 142 Community Bank companies from every state and territory came together for the Community Bank National Conference. It was one of the largest gatherings of our network in recent years, and the CBNC played a key role in contributing to the agenda.

The conference created space for open dialogue between directors and BEN executives, while also reinforcing the unique value of the Community Bank model. For many, it was also a timely reminder of the strength of peer connection - the opportunity to share challenges, exchange ideas, and look to the future.

Social enterprise leadership

With an entrenched "profit for purpose" approach, the Community Bank moves beyond traditional banking by helping to sustain local economies. The combined community impact of this approach is significant, with several recent examples evidenced across the network.

The partnership between the Bendigo Bank Community Foundation and the Australian Centre for Rural Entrepreneurship (ACRE) is just one example. It demonstrated what collective action can achieve through the buyback of the Old Beechworth Gaol.

The community asset buyback was supported by $8.6 million in capital, including $2.2 million from BEN and Community Bank companies. It has created a nationally significant example of community ownership in action and provides a tangible example of our social enterprise leadership.

New 'Community Link' feature returns profits to communities

As customer expectations evolve, BEN continues to invest in digital capability while protecting the strength of local connection. A clear example is Community Link, a new feature introduced to the Bank's App during the past year.

The feature allows new customers, who join digitally, to nominate a community or corporate branch as their home branch. Customers can have the satisfaction they're contributing to a community they care about without having to set foot in a branch to do so.

The CBNC have been very supportive of this new feature which powerfully bridges BEN's digital future with its renowned community focus. In many ways, it reinforces BEN's commitment to innovation, while serving its core purpose to feed into the prosperity of the community.

Together, these initiatives demonstrate the enduring strength of the Community Bank model in balancing both commercial success with community impact. As the network continues to evolve, the CBNC remains committed to ensuring the network has a strong voice in shaping the future. We thank shareholders for the ongoing support that makes this unique model possible. - Community Bank National Council

Community investment balance sheet

Bringing together people who care about their communities.

Your Company contributes funds each year to the Community Enterprise Foundation (CEF). The CEF offers communities and not-for-profit organisations across Australia the opportunity to raise and distribute tax-effective donations to benefit their own communities.

CEF are committed to providing your Company with the expertise, tools and resources to respond to the current and future needs of our community.

The Community Balance Sheet below shows the amount of funding provided to the Community in the 2025-2026 financial year by your Company.

$247,481 Community Contributions

Grants	Sponsorships	Scholarships	Donations
$80,000	$161,680	$0	$5,801

81 Community Investments

105 Total volunteers

Funding by theme

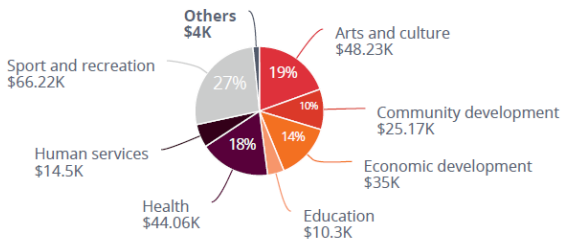

Top 10 beneficiaries

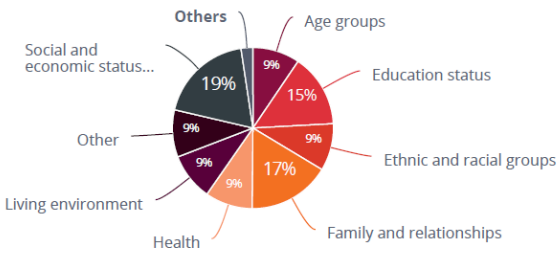

Grant targeted outcomes

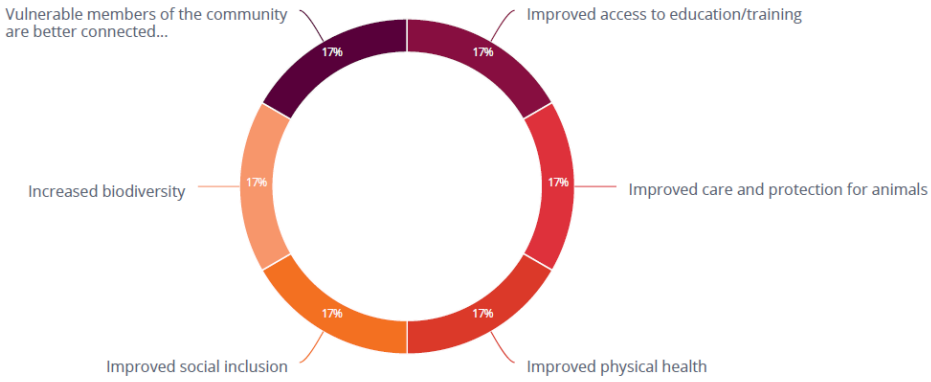

The community we supported in 2026

Aussie Ark
Avoca Beach Rugby Union Club
Bay to Bay Running Festival
Bendigo Bank Basketball Team
Berowra Cricket Club
Berowra Football Club
Berowra Lions Club
Berowra RSL
Berowra Wallabies RLFC
BOMAS / Ride for Legacy
Caincross Club
CC Conservatorium of Music
Central Coast Basketball
Central Coast Bonsai Club
Central Coast Bowls
Central Coast Busking Festival
Central Coast Croquet Club
Central Coast Highland Dancing
Central Coast Ice Hockey - Stingrays
Central Coast Junior Rugby Union
Central Coast Mariners
Central Coast Physie & Dance
Central Coast Rugby League Referees
Central Coast Veterans Cricket
Copacabana Public School
Crestani Scholarships
Daffodil Dip Cancer Council
Dance Chance
Dance Excellence Kincumber
Davistown Putt Putt Regatta
Davistown RSL Bowls Club
Dodgers Baseball Club
East Gosford Community Garden
East Gosford Football Club
Elsie's Retreat Project
ET Australia
Family of League
Gosford City Football Club
Gosford City Rotary / Wellness Walk
Gosford Kariong Cricket Club
Gosford Ladies Golf
Gosford Netball Club
Gosford Seagulls Swimming Club
Hornsby Berowra Eagles JuniorAFL
Hornsby Rugby Club
Hornsby Swim Club
Influence Performing Arts
Iris Foundation
Karey & Kareful Foundation
Kincumber Colts Juniors
Kincumber Colts Seniors
Kincumber Neighbourhood Centre
Kincumber Roos
Lions Baseball Club
Lisarow Ourimbah Cricket Club
Mangrove Mountain Country Fair
Marine Rescue Hawkesbury River
Mitre 10 BBQ Prizes x 2 (Davo RSL)
Mothers Day Classic
Mount Colah P&C
Narara Public School
Narara Wyoming Cricket Club
One walk (JDRF - Diabetes)
Ourimbah Netball Club
Ourimbah Public School
Ourimbah United Football Club
Ourimbah Wyoming RLFC - Juniors
Ourimbah Wyoming RLFC - Seniors
Polytec Stadium
Quicksand Run
Rangers Baseball Club
RMH (Raise the Love Ball)
Rotary Club of Berowra
Rotary Club of Gosford - Razzamataz
Rotary Youth Leadership - RYLA
RYSS
Shirley Shuttle
Soroptimist International Brisbane Waters
Spirited Foundation
Sportsmans Lunch WRLC
St Edwards College
Tempo Terrific
Terrigal Matcham Cricket Club
Terrigal Sharks Rugby League Club
Terrigal Surf Club
Terrigal Trotters
Terrigal Wamberal Little Athletics
The Coast Games
The Entrance Leagues Club
Woodchop Festival Berowra
WRLFC Sponsorship
Wyoming Soccer Club
Wyong Art House
Zonta Club CC

Performance Snapshot

Net profit after tax

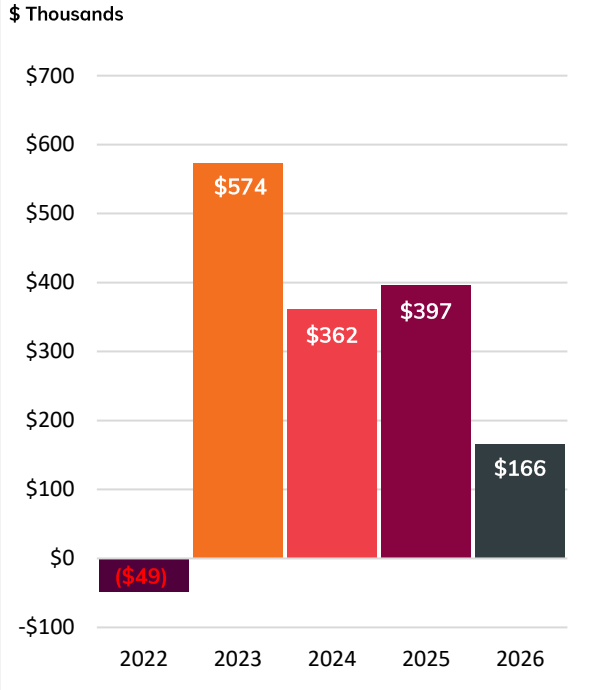

Donations and sponsorship

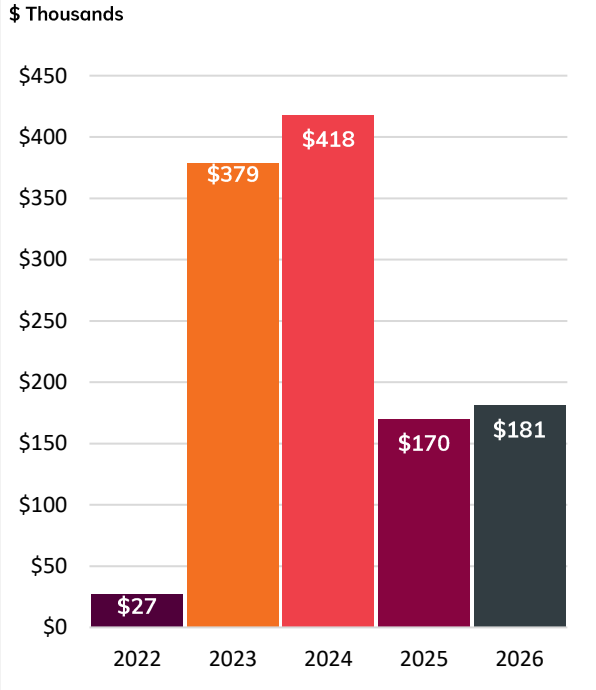

Total dividend payout – fully franked

Earnings per share (EPS)

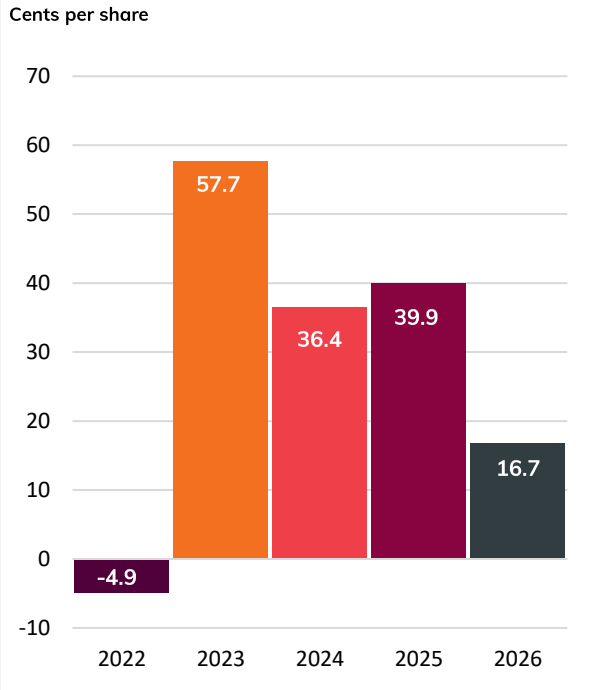

Dividend Payments

The Directors have determined that a dividend of 10.0 cents per share will be paid to shareholders. The payment will be made for the 2026 financial year on 14 December 2026. Once paid this will amount to $99,482 fully franked dividends paid to shareholders (2025: $99,482).

The Company reviews its dividend policy each year and makes a determination as to the sustainable level of ordinary dividends and the capacity for the payment of additional dividends, if appropriate.

The following table shows the dividends paid or declared over the previous six financial years.

Dividends to shareholders - History			
Financial Year	$ Per Share	Franking Level	Date Paid or to be Paid
2025/2026	0.100	100%	14 Dec 2026*
2024/2025	0.100	100%	15 Dec 2025
2023/2024	0.100	100%	16 Dec2024
2022/2023	0.100	100%	14 Dec 2023
2021/2022	0.035	100%	14 Dec 2022
2020/2021	0.035	100%	14 Dec 2021

* The dividend for 2025/2026 financial year has been declared but not yet paid. The timetable for payment for the financial year 2026 dividend is as follows:

Dividend Event	Date
Ex-Dividend / Distribution Date	1 December 2026
Record Date (date on which holders are entitled to payment)	7 December 2026
Payment Date (Date dividend is to be paid.)	14 December 2026
Is a dividend reinvestment plan in operation Yes/No?	No
Franking (%)	100%

Annual General Meeting

The Annual General Meeting (AGM) is expected be held at 3:00 PM, Wednesday 25 November 2026. Location, attendance and voting details are included as part of the notice of meeting and associated proxy form.

Corporate Governance Statement

Below is a summary of the corporate governance framework of the Company.

Company Structure

The Company operates a flat management structure and members of the Board are remunerated a nominal amount for Board membership and duties performed as part of the portfolio committees as declared in the remuneration report. The Board and Senior Management maintain an active connection with the community so as to be able to both grow the business and also contribute financially to shareholders and the community.

Role of the Chair

The Chair is responsible for a range of roles that deal with leadership of the Board and the Company generally. The principal role is to facilitate effective discussion and decision making at Board meetings of material relevant to the conduct of the Company. The Chair must be an independent, non-executive director.

Role of the Franchise Group CEO

The Franchise Group CEO provides leadership to programs that broadly include implementation of strategy, business growth, asset management, communications and community relations. The Franchise Group CEO is responsible for the banking operations and provides the Board with a direct link to Bendigo Bank, its systems and procedures.

Committees / Portfolio Director Responsibilities

In addition to the Governance maintained by the Board, the Board is supported by the following committees and members with delegated authority to make relevant recommendations to the Board. As at the date of this report the following portfolio committees and participation are:

Committee / Portfolio	Members and Participants
Finance and Audit	Paul McCubbin (Chair, Treasurer), Scott Evans (m), Garry Morris (m), Michael Bell (p).
Governance, Nominations, Strategy and Human Resources	Mark Holton OAM (Chair), Bernadette McLoughlin (m), Christina Benson (m), Martin Creasey (p), Julie Welch (p)
Marketing/Sponsorship	Carolyn Kay (Chair), Brooke Simmons (m), Michelle Claque (p)
Executive Committee	Garry Morris (Chair), Mark Holton OAM (m), Paul McCubbin (m), Scott Evans (m)
Risk Committee	Scott Evans (Chair), Matt Rose (m), Terri Rutherford (p)
	(m) = director member, (p) = management participant

Directors attend Committee portfolio meetings throughout the year in addition to their director meeting responsibilities. Meetings are held alternate months (6 meetings) prior to Board meetings except for the Finance and Audit Committee which meets every month (12 meetings). The director meeting attendance provided in the financial statements are exclusive of committee portfolio meetings. In addition, committee portfolio meetings are held more or less often as need dictates.

Corporate Governance Statement (continued)

Committees / Portfolio Director Responsibilities (continued)

The committees produce and review, from time to time, the relevant policies and procedures that have been approved by the Board. They make recommendations to the Board concerning matters arising that are applicable to their portfolio.

Directors may attend other Committee meetings if their expertise is required. The Franchise Group CEO plus other staff members will also attend as participants of the meetings, as required, to provide reporting to the committees and help with information and implementation of Board approved recommendations.

Director Independence and Skills

Except for one executive director, all directors are non-executive and are independent non-associated directors. The skills and experience of the directors encompass accounting, governance, legal, finance, marketing, human resources, financial markets, business transformation, digital technology experience and corporate administration. The Board actively manages the composition of the Board and required skill sets to best match the requirements of the Company at the time. Independence and skill composition is reviewed at least annually.

Share Trading Policy

The company operates a share trading policy. All staff including Directors and Officers are not permitted to trade in the Company's shares except during two periods following the disclosure of the Company's accounts, and provided that they are not in possession of inside information at any time.

Whistleblower Policy

The Company operates a whistleblower policy.

Diversity Policy

The Company actively encourages women and those from diverse backgrounds on its Board in line with the Company's director independence and skills policy.

Conflicts of Interest Policy

The Board monitors the conflict of interest of each director and declarations are provided by each Board member as and when appropriate. Every Board and Committee meeting also has a scheduled item calling for participants to declare any actual or potential conflicts of interest with the scheduled agenda items. This is supported by a delegations register guide and procedures.

Risk Policy

The Board has approved a Risk Policy and framework to support the activities of the Company in identifying risks and recommending risk mitigation strategies.

Other Policies & Procedures

The Company has in place various corporate policies and procedures governing the operations of the Company. Typically, they are the same or mirror those that are required, of the Company, by Bendigo & Adelaide Bank to operate the franchise agreement as required by Bendigo Bank.

These policies and procedures contribute to the Corporate Governance Framework of the Company are summarised above.

East Gosford & Districts Financial Services Ltd

ABN 90 092 538 620

Financial Report

For the year ended

30 June 2026

Directors' Report

The Directors present their report, together with the financial statements, on East Gosford & Districts Financial Services Ltd for the financial year ended 30 June 2026.

Board of Directors

The following persons were Directors of East Gosford & Districts Financial Services Ltd during the whole of the financial year up to the date of this report, unless otherwise stated:

Director	Details
Garry Morris	Chair M. App Fin, Dip. Com, CFP Retired
Mark Holton OAM	Director (Deputy Chair) OAM, FCPA; MCOM; FAICD Consultant to the Accounting industry.
Scott Evans	Secretary & Director B.Ec (Hons); GAICD; Fellow CISI (FCSI). Fellow GIA (FGIA); Dip. FP Operates a company providing company secretarial, compliance, regulatory and IT services. Company Secretary since July 2019.
Carolyn Kay	Director Bachelor of Business (Marketing). Self-employed business owner.
Paul McCubbin	Director and Treasurer. B.Bus, GradDip CA, CertNFP, MBA Paul is a Chartered Accountant. He has over 16 years experience in accounting and higher education in Australia and the United Kingdom.
Christina Benson	Director Adv Diploma Human Resources Christina Benson has 20 years' experience as a HR professional across NSW State Government and private industry. She has extensive experience across all pillars of Human Resources with expertise in organisational design, performance management and improvement, talent attraction and retention, coaching senior leaders and strategic people advice.
Matthew Rose	Director (appointed 15 April 2026) Matthew is the Chief Commercial Officer at Carbon Fix and Chair of Meals on Wheels Central Coast. Matthew has 15 years experience in retail, business and corporate banking in Australia.
Emma Mason	Director (resigned 19 August 2026) Bachelor of Commerce, Bachelor of Laws (Hons). Solicitor.
Bernadette McLoughlin	General Manager with over 30 years of successful experience in operations, customer experience and compliance, currently with Clubs NSW as Chief Member Officer. Strengths in leadership, customer & stakeholder experience. Member & Graduate of the Australian Institute of Company Directors. Director of Tennis NSW.

Director	Details
Brooke Simmons	Executive Director (appointed 26 August 2025) Brooke is the founder and principal consultant of Pursuit Communications. She has over 21 years experience in PR, marketing and communications across Sydney and the central Coast, having worked in PR agencies and media organisations early in her career before establishing her own consultancy in 2008.
Linda Cooper	Director (resigned 11 December 2025) B.Bus(hons), MTerEd(Mgt), JP Linda Cooper is a senior leader with extensive experience across tertiary education, human resource management and regional and business engagement. Strategic and solutions focused, Linda develops and builds lasting partnerships across a broad range of stakeholders in government, education, business, industry groups and the community to deliver outcomes that build regional economic capacity through education and employment. Linda has held positions on key regional committees including Regional Development Australia (RDA), Central Coast and the Business NSW Central Coast Regional Advisory Committee and contributed to working parties and roundtables providing advice and advocacy on matters relevant to the region.

Directors were in office for this entire year unless otherwise stated. A director (Brooke Simmons) does have a contract with the company.

Director's meetings

The number of directors' meetings (including meetings of committees of directors) attended by each of the directors of the company during the financial year were:

E- Eligible A - Attended	Board Meetings		Finance & Audit Committee		Risk Committee		Governance, Nominations & Strategy Committee		Marketing & Sponsorship Committee		Human Resources Committee	
Director	E	A	E	A	E	A	E	A	E	A	E	A
Garry Morris	6	5	10	9								
Mark Holton	6	6					3	3				
Scott Evans	6	6	10	10	5	5						
Carolyn Kay	6	5							6	6		
Matt Rose	1	1			1	1						
Brooke Simmons	5	3							5	5		
Emma Mason	6	4			5	5						
Paul McCubbin	6	6	10	10								
Linda Cooper	3	3									3	3
Christina Benson	6	5									3	3
Bernadette McLoughlin	6	6					3	2				

Company Secretary

Director	Details
Director Name:	Scott Francis Evans
Title:	Secretary & Director
Qualifications:	B. Ec (Hons); GAICD; F Fin; FCSI; Dip. FP
Experience and expertise	Scott Evans has been a Director of the Company since July 2018 and the Company Secretary since July 2019.

Principal activity

The principal activity of the company during the financial year was facilitating Community Bank services under management rights of Bendigo and Adelaide Bank Limited (Bendigo Bank).

There has been no significant changes in the nature of these activities during the year.

Review of Operations

Operating results

The company's operations has produced the following results:

	2026 $	2025 $	Up / Down	Movement $	Movement %
Revenue	3,801,683	3,120,555	Up	681,128	22
Profit after income tax	166,134	397,138	Down	-231,004	-58
Total comprehensive income for the year attributable to the ordinary shareholders of the company	166,134	397,138	Down	-231,004	-58

	2026 $	2025 $
Profit (loss) after tax attributable to members reported for the 1st half year	31,126	237,738
Profit (loss) after tax attributable to members reported for the 2nd half year	135,007	159,400

Operations have continued to perform in line with expectations.

Operating and financial review

Overview of company

The company is a franchisee of Bendigo Bank providing financial products and services to individuals, businesses and organisations throughout the local area via the East Gosford, Lisarow, Kincumber and Berowra Community Bank branches. While the branches offer the full suite of Bendigo & Adelaide Bank products and services, margin earnings from firstly loans and then deposits are the predominant contributor to company results.

The general nature of the business market for the company has improved in this financial year, due mainly to the acquisition of Berowra deposit and loan books and increases in official cash rates by the Reserve Bank of Australia. As a result, margin income on loans and deposits has increased substantially compared to previous years. The acquisition of Berowra branch operations, increasing cost pressures and increased competition from other financial institutions and a housing market that is under pressure due to short supply and increasing costs of home ownership. The Company continues to encourage staff to actively pursue new customers.

Key metrics

Five year summary of performance	Unit	2026	2025	2024	2023	2022
Operating revenue	$	3,801,683	3,120,555	3,268,852	3,212,931	1,904,412
EBITDA	$	620,816	809,050	784,075	1,059,214	199,097
Earnings before interest and tax	$	279,561	583,799	525,232	827,955	(3,810)
Net profit after tax	$	166,134	397,138	362,495	573,554	(48,787)
Total assets	$	3,979,215	2,991,519	2,946,446	2,924,387	2,264,225
Total liabilities	$	2,052,785	1,131,741	1,384,325	1,625,278	1,503,851
Total equity	$	1,926,430	1,859,778	1,562,122	1,299,109	760,374
Net cash flow from operating activities	$	494,632	572,442	483,988	948,120	177,108
Business footings [1]	$m	481.4	392.2	390.6	358.9	354.2

[1] This is a non-IFRS measure of the business domiciled to the company from the franchisor. The footings is the underlying business which generates revenue under the Franchise Agreement. Business footings include loans, deposits, wealth products, and other business.

Shareholder returns

Five year summary of performance	Unit	2026	2025	2024	2023	2022
Profit attributable to owners	$	166,134	397,138	362,495	573,554	-48,787
Basic earnings per share	¢	16.69	39.92	36.44	57.65	-4.9
Dividends paid	$	99,482	99,482	99,482	34,819	34,819
Dividends per share paid	¢	10	10	10	3.5	3.5
Profit before tax per $1 of revenue	¢	5.39	17.24	14.4	23.39	-3.29
Profit after tax per $1 of equity	¢	9	21	23	44	-6
Net tangible assets per share	¢	116.55	178.51	141.78	117.18	53.08

Five year summary of performance	Unit	2026	2025	2024	2023	2022
Price earnings ratio		4.07	0.93	0.96	0.45	-5.31
Share price	$	0.68	0.37	0.35	0.26	0.26

Returns to shareholders increase through both dividends and capital growth. Dividends for 2026 were fully franked and it is expected that dividends in the future years will continue to be fully franked.

Financial Position

The company is delighted to report net profit of $166,134 for the financial year ended 30 June 2026 ($397,138 for 2025). The financial position of the company remains relatively strong.

The cash and cash equivalents position of the company decreased for the reporting year by $307,717 for a year-end balance of $229,546. The Company continues to build a resilient balance sheet, ending June 2026 with net assets of $1,926,430 (1,859,778 for 2025).

Drivers of business performance

The increase in business footings by $89.2m is a result of the acquisition of the Berowra deposit and loan books and ongoing work by the Company to increase deposit and loan balances.

Business strategies

To address the current stage of development of the business and in recognition of the current financial circumstances, both in the economy and the observed impact upon the Bendigo profit share model, the Board has determined to continue the focus upon five broad directions:

1. Strengthening our connection and level of engagement between important stakeholders and partners.
2. Strengthening our Directors role in our business structure and key customer and community segments.
3. Defining our future board skill and diversity mix and a structure that will deliver our Strategic Plan.
4. Focusing our business on the most profitable growth opportunities using our own local marketing plans.
5. Planning to achieve our future business performance expectations.

Future outlook

The company believes there are opportunities to develop additional revenue through:

1. Acquiring additional customers through greater community-based events and a focus on local businesses.
2. Improving the range and number of products and services, such as insurance, for each customer.

The company anticipates that current market conditions will remain challenging during the forthcoming financial year. In this environment the company will focus upon increasing the number of customers and the uptake of products and services, thereby further improving revenue flow and profitability.

Remuneration Report

This remuneration report outlines the remuneration arrangements of the Company's key management personnel (KMP) for the year ended 30 June 2026.

Remuneration policy

The objective of the Company's remuneration framework is to attract and retain appropriately qualified Directors and executives, while aligning remuneration outcomes with the long-term interests of shareholders and the sustainable performance of the Company. The Board is responsible for determining the remuneration of Non-Executive Directors and the Chief Executive Officer.

Relationship between remuneration and Company performance

The Company's remuneration framework reflects the responsibilities of each role and the Company's capacity to attract and retain appropriately qualified personnel. KMP remuneration is not directly linked to financial performance measures and no performance-based remuneration was paid during the year.

Non-Executive Director Remuneration

Non-Executive Directors receive fixed fees approved by shareholders within the aggregate Director fee pool. Directors do not receive performance-based remuneration and are entitled only to statutory superannuation contributions where applicable.

The maximum aggregate amount approved by shareholders for Non-Executive Director fees is $50,000 per annum (Approved AGM 27 November 2024).

Chief Executive Officer Remuneration

The Chief Executive Officer is considered key management personnel of the Company. The CEO's remuneration comprises fixed remuneration, including salary and superannuation contributions. Remuneration is reviewed periodically by the Board having regard to the responsibilities of the role, market conditions and Company performance.

Service Agreement

The CEO is employed under an ongoing employment agreement. The agreement may be terminated by the CEO by providing one months' notice, however the company has to provide 5 weeks under agreement. No termination benefits are payable other than accrued statutory and contractual entitlements.

The Company did not engage remuneration consultants during the year.

Key Management Personnel Remuneration

Director / Management	Position	Year	Cash Salary / fees $	Bonus $	Superannuation $	Other benefits $	Total $
Garry Samuel Morris	Chair	2026	6,000	-	720	-	6,720
		2025	5,400	-	621	-	6,021
Mark Kevin Holton	Deputy Chair	2026	4,800	-	576	-	5,376
		2025	4,200	-	483	-	4,683
Scott Francis Evans	Secretary & Director	2026	4,800	-	576	-	5,376
		2025	4,200	-	483	-	4,683
Carolyn Kay	Director	2026	3,600	-	432	-	4,032
		2025	3,000	-	345	-	3,345
Elise Willemsen	Director	2026	-	-	-	-	-
		2025	500	-	58	-	558
Emma Mason	Director	2026	3,600	-	432	-	4,032

Director / Management	Position	Year	Cash Salary / fees $	Bonus $	Superannuation $	Other benefits $	Total $
		2025	3,000	-	345	-	3,345
Paul McCubbin	Treasurer & Director	2026	4,800	-	576	-	5,376
		2025	4,200	-	483	-	4,683
Linda Cooper	Director	2026	1,800	-	216	-	2,016
		2025	3,000	-	345	-	3,345
Christina Benson	Director	2026	3,600	-	432	-	4,032
		2025	3,000	-	345	-	3,345
Bernadette McLoughlin	Director	2026	3,600	-	432	-	4,032
		2025	3,000	-	345	-	3,345
Matthew Rose	Director	2026	300	-	36	-	336
		2025	-	-	-	-	-
Brooke Simmons	Director	2026	-	-	-	-	-
		2025	-	-	-	-	-
Michael Bell	CEO	2026	182,462	-	21,895	-	204,357
		2025	168,168	-	19,339		187,507

Payments totalling $56,303 were paid to Pursuit Communications. Brooke Simmons is the Founder and Principal Consultant of Pursuit Communications.

Key Management Personnel Shareholdings

Director	Balance at 1 July 2025 #	Changes during the year #	Balance at 30 June 2026 #
Garry Morris	2,250	-	2,250
Mark Holton OAM	10,000	-	10,000
Scott Evans	2,000	-	2,000
Carolyn Kay	-	-	-
Matt Rose	-	-	-
Emma Mason	-	-	-
Paul McCubbin	3,000	-	3,000
Linda Cooper	-	-	-
Christina Benson	-	-	-
Bernadette McLoughlin	-	-	-
Brooke Simmons	-	-	-
MICHAEL BELL	500	-	500

Loans to Key Management Personnel

There were no loans to key management personnel during the current or prior reporting period.

Dividends

	Cents per share	Total amount $
Final fully franked dividend	10.00	99,482

Options

No options over issued shares were granted during or since the end of the financial year and there were no options outstanding as at the date of this report.

Significant changes in the State of Affairs

In the opinion of the directors there were no significant changes in the state of affairs of the company that occurred during the financial year under review not otherwise disclosed in this report or the financial statements.

On 27 May 2025, the company entered into a binding agreement to acquire the operations and revenue right of Community Bank Berowra & District from Berowra & District Financial Services Limited (BDFSL). The purchase includes the acquisition of both the branch operations and revenue right attached to this location. The revenue right relates to revenue generated from loans, deposits and other financial services under the franchise agreement with Bendigo and Adelaide Bank Limited.

A key condition of the agreement was shareholder approval from BDFSL, which was obtained on 2 July 2025 at a duly convened extraordinary general meeting. Subject to satisfaction of all other pre-conditions of the Sale Agreement the transaction was completed on 31 July 2025.

During the year, Community Bank Berowra & District has become an additional branch under the company's existing Franchise Agreement with Bendigo and Adelaide Bank Limited. The agreed purchase price of $480,000 has been funded through the company's existing reserves.

Community Bank Berowra & District branch which will remain open to service the community of Berowra and surrounding communities. The company is committed to building upon the significant contributions that BDFSL has made to the Berowra customer base and community.

Events since to the end of the financial year

There are no matters or circumstances that have arisen since the end of the financial year that have significantly affected or may significantly affect the operations of the company the results of those operations or the state of affairs of the company, in future years.

Likely developments

The company will continue its policy of providing banking services to the community.

Environmental regulation

The company is not subject to any significant environmental regulation.

Indemnity and insurance of directors and officers

The company has indemnified all directors and the managers in respect of liabilities to other persons (other than the company or related body corporate) that may arise from their position as directors or managers of the company except where the liability arises out of conduct involving the lack of good faith.

Disclosure of the nature of the liability and the amount of the premium is prohibited by the confidentiality clause of the contract of insurance. The company has not provided any insurance for an auditor of the company or a related body corporate.

Proceedings on behalf of company

No person has applied to the Court under section 237 of the Corporations Act 2001 for leave to bring proceedings on behalf of the company, or to intervene in any proceedings to which the company is a party, for the purpose of taking responsibility on behalf of the company for all or part of those proceedings.

No proceedings have been brought or intervened in on behalf of the company with leave of the Court under section 237 of the Corporations Act 2001.

Non-audit services

The company may decide to employ the auditor on assignments additional to their statutory duties where the auditor's expertise and experience with the company are important. Details of the amounts paid or payable to the auditor (Andrew Frewin Stewart) for audit and non audit services provided during the year are set out in note 26.

The board of directors has considered the non-audit services provided during the year by the auditor and are satisfied that the provision of the non-audit services is compatible with, and did not compromise, the auditor independence requirements of the Corporations Act 2001 for the following reasons:

- all non-audit services have been reviewed by the board of directors to ensure they do not impact on the impartiality, integrity and objectivity of the auditor; and
- the non-audit services provided do not undermine the general principles relating to auditor independence as set out in APES 110 Code of Ethics for Professional Accountants, as they did not involve reviewing or auditing the auditor's own work, acting in a management or decision making capacity for the company, acting as an advocate for the company or jointly sharing risks and rewards.

Auditor’s independence declaration

A copy of the auditor's independence declaration as required under section 307C of the Corporations Act 2001 is set out immediately after this directors' report.

This report is made in accordance with a resolution of directors, pursuant to section 298(2)(a) of the Corporations Act 2001.

On behalf of the directors

Garry Morris Chairman

30 September 2026

Andrew Frewin Stewart
61 Bull Street Bendigo VIC 3550

afs@afsbendigo.com.au
03 5443 0344

Independent auditor's independence declaration under section 307C of the *Corporations Act 2001* to the Directors of East Gosford & Districts Financial Services Ltd

As lead auditor for the audit of East Gosford & Districts Financial Services Ltd for the year ended 30 June 2026, I declare that, to the best of my knowledge and belief, there have been:

i) no contraventions of the auditor independence requirements of the *Corporations Act 2001* in relation to the audit; and
ii) no contraventions of any applicable code of professional conduct in relation to the audit.

Andrew Frewin Stewart

61 Bull Street, Bendigo, Vic, 3550

Dated: 30 September 2026

Joshua Griffin

Lead Auditor

Liability limited by a scheme approved under Professional Standards Legislation.

Financial Statements

Statement of Profit or Loss and Other Comprehensive Income for the year ended 30 June 2026

	Note	2026 $	2025 $
Revenue			
Revenue from contracts with customers	4	3,747,930	3,033,457
Finance revenue	5	-	7,234
Other income	4	53,753	79,864
Employee benefits expense	6	(2,168,124)	(1,555,851)
Depreciation and amortisation expense	6	(341,255)	(225,251)
Advertising and marketing costs		(190,903)	(104,242)
Occupancy and associated costs		(151,781)	(83,185)
Systems costs		(93,959)	(77,947)
Finance expenses	5	(76,647)	(45,853)
General administration expenses		(396,399)	(320,426)
Profit/(Loss) before community contributions and income tax expense		382,615	707,800
Charitable donations and sponsorship expense	6	(180,533)	(169,854)
Profit before income tax		202,082	537,946
Income tax expense	7	(35,948)	(140,808)
Profit for the year		166,134	397,138
Other comprehensive income for the year, net of tax		-	-
Total comprehensive income for the year		166,134	397,138

Earnings per share *From continuing operations*	2026 cents	2025 cents
basic and diluted earnings per share	16.69	39.92

The accompanying notes form part of these financial statements

Statement of Financial Position as at 30 June 2026

	Note	2026 $	2025 $
ASSETS			
Current assets			
Cash and cash equivalents	8	229,546	537,263
Trade and other receivables	9	344,062	258,441
Total current assets		573,608	795,704
Non-current assets			
Investments	10	1,021,328	1,156,269
Property, plant and equipment	11	390,628	406,530
Deferred tax assets	19	99,656	83,903
Intangible assets	12	667,361	-
Right-of-use assets	13	1,226,634	549,112
Total non-current assets		3,405,607	2,195,814
Total assets		3,979,215	2,991,518
LIABILITIES			
Current liabilities			
Trade and other payables	14	145,817	93,537
Current tax liabilities	19	7,136	51,426
Lease liabilities	13	164,492	100,111
Employee benefits	16	329,497	303,050
Total current liabilities		646,942	548,124
Non-current liabilities			
Trade and other payables	14	191,271	-
Lease liabilities	13	1,155,575	525,613
Employee benefits	16	29,289	20,297
Provisions	15	29,708	37,706
Total non-current liabilities		1,405,843	583,616
Total liabilities		2,052,785	1,131,740
Net assets		1,926,430	1,859,778
EQUITY			
Issued Capital	17	709,669	709,669
Retained earnings		1,216,761	1,150,109
Total equity		1,926,430	1,859,778

The accompanying notes form part of these financial statements

Statement of Changes in Equity for the year ended 30 June 2026

	Note	Ordinary shares $	Retained earnings $	Total $
Balance as at 1 July 2025		709,669	1,150,109	1,859,778
Profit for the year		-	166,134	166,134
Other comprehensive income for the year		-	-	-
Total comprehensive income for the year		-	166,134	166,134
Transactions with owners in their capacity as owners:				
Dividends paid or provided	20	-	(99,482)	(99,482)
Balance as at 30 June 2026		709,669	1,216,761	1,926,430
Balance as at 1 July 2024		709,669	852,453	1,562,122
Total comprehensive income for the year		-	397,138	397,138
Other comprehensive income for the year		-	-	-
Total comprehensive income for the year		-	397,138	397,138
Transactions with owners in their capacity as owners				
Dividends paid or provided	20	-	(99,482)	(99,482)
Balance as at 30 June 2025		709,669	1,150,109	1,859,778

The accompanying notes form part of these financial statements

Statement of Cashflows
for the year ended 30 June 2026

	Note	2026 $	2025 $
Cash flows from operating activities			
Receipts from customers		4,061,090	3,358,795
Payments to suppliers and employees		(3,498,582)	(2,613,677)
Dividends received		30,588	33,263
Interest received		-	7,234
Interest paid		(2,473)	(43,687)
Income taxes paid		(95,991)	(169,486)
Net cash provided by operating activities	27	494,632	572,442
Cash flows from investing activities			
Disposal of financial assets		116,186	-
Payments for acquisition of investments		(421,774)	(45,540)
Net cash used in investing activities		(537,960)	(45,540)
Cash flows from financing activities			
Repayment of lease liabilities		(281,093)	(178,744)
Dividends paid		(99,482)	(99,482)
Net cash used in financing activities		(380,575)	(278,226)
Net increase/(decrease) in cash and cash equivalents held		(307,717)	248,676
Cash and cash equivalents at the beginning of the year		537,263	288,587
Cash and cash equivalents at the end of the year	8	229,546	537,263

The accompanying notes form part of these financial statements

Notes to the financial Statements

Note 1. Reporting entity

The financial report covers East Gosford & Districts Financial Services Ltd (the Company) as an individual entity. East Gosford & Districts Financial Services Ltd is a for profit Company limited by shares, incorporated and domiciled in Australia.

The principal activities of the Company for the year ended 30 June 2026 were facilitating Community Bank services under management rights of Bendigo and Adelaide Bank Limited (Bendigo Bank).

The functional and presentation currency of East Gosford & Districts Financial Services Ltd is Australian dollars.

The financial report was authorised for issue by the Directors on 30 September 2026.

Comparatives are consistent with prior years, unless otherwise stated.

The Company is an entity to which ASIC Corporations (Rounding in Financial/Directors' Reports) Instrument 2016/191 applies and, accordingly amounts in the financial statements and Directors' Report have been rounded to the nearest dollar.

Note 1. Basis of preparation and statement of compliance

The financial statements are general purpose financial statements that have been prepared in accordance with the Australian Accounting Standards and the *Corporations Act 2001*.

These financial statements comply with International Financial Reporting Standards (IFRS) as issued by the International Accounting Standards Board (IASB).

The financial statements have been prepared on an accruals basis and are based on historical costs modified, where applicable, by the measurement at fair value of selected non-current assets, financial assets and financial liabilities.

Material accounting policy information is consistent with prior reporting periods unless otherwise stated.

Note 2. Material accounting policy information

The accounting policies that are material to the company are set out either in the respective notes or below. The accounting policies adopted are consistent with those of the previous financial year, unless otherwise stated.

(a) Revenue and other income

Revenue from contracts with customers

Revenue is recognised on a basis that reflects the transfer of control of promised goods or services to customers at an amount that reflects the consideration the Company expects to receive in exchange for those goods or services.

Generally the timing of the payment for sale of goods and rendering of services corresponds closely to the timing of satisfaction of the performance obligations, however where there is a difference, it will result in the recognition of a receivable, contract asset or contract liability.

None of the revenue streams of the Company have any significant financing terms as there is less than 12 months between receipt of funds and satisfaction of performance obligations.

Specific revenue streams

The revenue recognition policies for the principal revenue streams of the Company are:

Revenue from contracts with customers

The company has entered into a franchise agreement with Bendigo Bank. The company delivers banking and financial services of Bendigo Bank to its community. The franchise agreement provides for a share of interest, fee, and commission revenue earned by the company. Interest margin share is based on a funds transfer pricing methodology which recognises that income is derived from deposits held, and that loans granted incur a funding cost. Fees are based on the company's current fee schedule and commissions are based on the agreements in place. All margin revenue is recorded as non-interest income when the company's right to receive the payment is established.

The company acts as an agent under the franchise agreement and revenue arises from the rendering of services through its franchise agreement.

Interest revenue

Interest is recognised using the effective interest method.

Dividend income

Dividends are recognised when the entity's right to receive payment is established.

Other income

Other income is recognised on an accrual basis when the Company is entitled to it.

(b) Income tax

Current income tax expense

The tax expense recognised in the statement of profit or loss and other comprehensive income comprises current income tax expense plus deferred tax expense.

Current tax is the amount of income taxes payable (recoverable) in respect of the taxable profit (loss) for the year and is measured at the amount expected to be paid to (recovered from) the taxation authorities, using the tax rates and laws that have been enacted or substantively enacted by the end of the reporting period. Current tax liabilities (assets) are measured at the amounts expected to be paid to (recovered from) the relevant taxation authority.

Deferred tax assets and liabilities

Deferred tax is not provided for the following:

The initial recognition of an asset or liability in a transaction that is not a business combination and at the time of the transaction, affects neither accounting profit nor taxable profit (tax loss).

Taxable temporary differences arising on the initial recognition of goodwill.

Deferred tax assets and liabilities are measured at the tax rates that are expected to apply to the period when the asset is realised or the liability is settled, based on tax rates (and tax laws) that have been enacted or substantively enacted by the end of the reporting period.

Deferred tax assets are recognised for all deductible temporary differences and unused tax losses to the extent that it is probable that taxable profit will be available against which the deductible temporary differences and losses can be utilised.

Current and deferred tax is recognised as income or an expense and included in profit or loss for the period except where the tax arises from a transaction which is recognised in other comprehensive income or equity, in which case the tax is recognised in other comprehensive income or equity respectively.

(c) Borrowing costs

Borrowing costs that are directly attributable to the acquisition, construction or production of a qualifying asset are capitalised as part of the cost of that asset.

All other borrowing costs are recognised as an expense in the period in which they are incurred.

(d) Goods and services tax (GST)

Revenue, expenses and assets are recognised net of the amount of goods and services tax (GST), except where the amount of GST incurred is not recoverable from the Australian Taxation Office (ATO).

Receivables and payable are stated inclusive of GST.

Cash flows in the statement of cash flows are included on a gross basis and the GST component of cash flows arising from investing and financing activities which is recoverable from, or payable to, the taxation authority is classified as operating cash flows.

(e) Property, plant and equipment

Property, plant and equipment is carried at cost less any accumulated depreciation and impairment losses. Historical cost includes expenditure that is directly attributable to the acquisition of the items.

Depreciation

Property, plant and equipment, is depreciated on a straight-line and diminishing value basis over the asset's useful life to the Company, commencing when the asset is ready for use.

Leased assets and leasehold improvements are amortised over the shorter of either the unexpired period of the lease or their estimated useful life.

The depreciation rates used for each class of depreciable asset are shown below:

Fixed asset class	Depreciation rate
Plant and equipment	5 - 40 years
Furniture, Fixtures and Fittings	5 - 10 years
Leasehold improvements	45 years

(f) Financial instruments

Financial instruments are recognised initially on the date that the Company becomes party to the contractual provisions of the instrument.

On initial recognition, all financial instruments are measured at fair value plus transaction costs (except for instruments measured at fair value through profit or loss where transaction costs are expensed as incurred).

Financial assets

All recognised financial assets are subsequently measured in their entirety at either amortised cost or fair value, depending on the classification of the financial assets.

Classification

On initial recognition, the Company classifies its financial assets into the following categories, those measured at:

- amortised cost
- fair value through profit or loss – FVTPL

Amortised cost

The Company's financial assets measured at amortised cost comprise trade and other receivables and cash and cash equivalents in the statement of financial position.

Financial assets through profit or loss

All financial assets not classified as measured at amortised cost or fair value through other

comprehensive income as described above are measured at FVTPL.

Net gains or losses, including any interest or dividend income are recognised in profit or loss.

The Company's financial assets measured at FVTPL comprise investments in managed investment funds in the statement of financial position.

Impairment of financial assets

Impairment of financial assets is recognised on an expected credit loss (ECL) basis for financial assets measured at amortised cost.

When determining whether the credit risk of financial assets has increased significantly since initial recognition and when estimating ECL, the Company considers reasonable and supportable information that is relevant and available without undue cost or effort. This includes both quantitative and qualitative information and analysis based on the Company's historical experience and informed credit assessment and includes forward looking information.

Credit losses are measured as the present value of the difference between the cash flows due to the Company in accordance with the contract and the cash flows expected to be received. This is applied using a probability weighted approach.

Trade receivables

Impairment of trade receivables and contract assets have been determined using the simplified approach in AASB 9 which uses an estimation of lifetime expected credit losses.

The Company has determined the probability of non-payment of the receivable and contract asset and multiplied this by the amount of the expected loss arising from default.

The amount of the impairment is recorded in a separate allowance account with the loss being recognised in finance expense. Once the receivable is determined to be uncollectable then the gross carrying amount is written off against the associated allowance.

Where the Company renegotiates the terms of trade receivables due from certain customers, the new expected cash flows are discounted at the original effective interest rate and any resulting difference to the carrying value is recognised in profit or loss.

Financial liabilities

The Company measures all financial liabilities initially at fair value less transaction costs, subsequently financial liabilities are measured at amortised cost using the effective interest rate method.

The financial liabilities of the Company comprise trade payables, bank and other loans and lease liabilities.

Cash flows related to liabilities arising from supplier finance arrangements that are classified as Trade and other payables in the Statement of Financial Position are included in operating activities in the Statement of Cash Flows.

(g) Intangible assets

Revenue rights

Revenue rights are carried at cost less accumulated amortisation.

Amortisation

Amortisation is recognised in profit or loss on a straight-line basis over the estimated useful lives of intangible assets, from the date that they are available for use.

Amortisation methods, useful lives and residual values are reviewed at each reporting date and adjusted if appropriate.

(h) Cash and cash equivalents

Cash and cash equivalents comprises cash on hand, demand deposits and short-term investments which are readily convertible to known amounts of cash and subject to an insignificant risk of change in value.

Bank overdrafts also form part of cash equivalents for the purpose of the statement of cash flows and are presented within current liabilities on the statement of financial position.

(i) Leases

At inception of a contract, the Company assesses whether a lease exists, i.e. whether the contract conveys the right to control the use of an identified asset for a period of time in exchange for consideration.

This involves an assessment of whether:

- The contract involves the use of an identified asset - this may be explicitly or implicitly identified within the agreement. If the supplier has a substantive substitution right then there is no identified asset.
- The Company has the right to obtain substantially all of the economic benefits from the use of the asset throughout the period of use.
- The Company has the right to direct the use of the asset i.e. decision-making rights in relation to changing how and for what purpose the asset is used.

Lessee accounting

The non-lease components included in the lease agreement have been separated and are recognised as an expense as incurred.

At the lease commencement, the Company recognises a right-of-use asset and associated lease liability for the lease term. The lease term includes extension periods where the Company believes it is reasonably certain that the option will be exercised.

The right-of-use asset is measured using the cost model where cost on initial recognition comprises of the lease liability, initial direct costs, prepaid lease payments, estimated cost of removal and restoration less any lease incentives received.

The right-of-use asset is depreciated over the lease term on a straight-line basis and assessed for impairment in accordance with the impairment of assets accounting policy.

The lease liability is initially measured at the present value of the remaining lease payments at the commencement of the lease. The discount rate is the rate implicit in the lease, however where this cannot be readily determined then the Company's incremental borrowing rate is used.

Subsequent to initial recognition, the lease liability is measured at amortised cost using the effective interest rate method. The lease liability is remeasured whether there is a lease modification, change in estimate of the lease term or index upon which the lease payments are based (e.g. CPI) or a change in the Company's assessment of lease term.

Where the lease liability is remeasured, the right-of-use asset is adjusted to reflect the remeasurement or is recorded in profit or loss if the carrying amount of the right-of-use asset has been reduced to zero.

Exceptions to lease accounting

The Company has elected to apply the exceptions to lease accounting for both short-term leases (i.e. leases with a term of less than or equal to 12 months) and leases of low-value assets. The Company recognises the payments associated with these leases as an expense on a straight-line basis over the lease term.

(j) Employee benefits

Provision is made for the Company's liability for employee benefits, those benefits that are expected to be wholly settled within one year have been measured at the amounts expected to be paid when the liability is settled. Non-accumulating non vesting sick leave is expected when the leave is taken and is measured at the rates paid or payable.

Employee benefits expected to be settled more than one year after the end of the reporting period have been measured at the present value of the estimated future cash outflows to be made for those benefits. In determining the liability, consideration is given to employee wage increases and the probability that the employee may satisfy vesting requirements. Cashflows are discounted using market yields on high quality corporate bond rates incorporating bonds with terms to maturity that match the expected timing of cashflows. Changes in the measurement of the liability are recognised in profit or loss.

(k) Earnings per share

Basic earnings per share is calculated by dividing the profit attributable to owners of the company by the weighted average number of ordinary shares outstanding during the year.

(l) Share capital

Ordinary shares are classified as equity. Incremental costs directly attributable to the issue of ordinary shares and share options which vest immediately are recognised as a deduction from equity, net of any tax effects.

(m) Economic dependance

The company has entered into a franchise agreement with Bendigo Bank that governs the management of the Community Bank. The company is economically dependent on the ongoing receipt of income under the franchise agreement with Bendigo Bank. The directors have no reason to believe a new franchise arrangement under mutually acceptable terms will not be forthcoming following expiry in August 2030.

The company operates as a franchise of Bendigo Bank, using the name “Bendigo Bank” and the logo and system of operations of Bendigo Bank. The company manages the Community Bank on behalf of Bendigo Bank, however all transactions with customers conducted through the Community Bank are effectively conducted between the customers and Bendigo Bank.

All deposits are made with Bendigo Bank, and all personal and investment products are products of Bendigo Bank, with the company facilitating the provision of those products. All loans, leases or hire purchase transactions, issues of new credit or debit cards, temporary or bridging finance and any other transaction that involves creating a new debt, or increasing or changing the terms of an existing debt owed to Bendigo Bank, must be approved by Bendigo Bank. All credit transactions are made with Bendigo Bank, and all credit products are products of Bendigo Bank.

The company promotes and sells the products and services, but is not a party to the transaction.

The credit risk (i.e. the risk that a customer will not make repayments) is for Bendigo Bank to bear as long as the company has complied with the appropriate procedures and relevant obligations and has not exercised a discretion in granting or extending credit.

Bendigo Bank provides significant assistance in establishing and maintaining the Community Bank franchise operations. It also continues to provide ongoing management and operational support and other assistance and guidance in relation to all aspects of the franchise operation, including advice and assistance in relation to:

- the design, layout and fit out of the Community Bank premises
- training for the branch manager and other employees in banking, management systems and interface protocol

- methods and procedures for the sale of products and provision of services
- security and cash logistic controls
- calculation of company revenue and payment of many operating and administrative expenses
- the formulation and implementation of advertising and promotional programs
- sales techniques and proper customer relations
- providing payroll services.

(n) Adoption of new and revised accounting standards

The Company has adopted all of the new or amended Australian Accounting Standards and Interpretations issued by the AASB that are mandatory for the current reporting period.

Any new or amended Australian Accounting Standards and Interpretations that are not yet mandatory have not been early adopted.

(o) New accounting standards and interpretations issued but not yet effective

The AASB has issued new and amended Accounting Standards and Interpretations that have mandatory application dates for future reporting periods. The Company has decided not to early adopt these Standards.

Note 3. Significant accounting estimates and judgements

The directors make estimates and judgements during the preparation of these financial statements regarding assumptions about current and future events affecting transactions and balances.

These estimates and judgements are based on the best information available at the time of preparing the financial statements, however as additional information is known then the actual results may differ from the estimates.

The significant estimates and judgements made have been described below.

Key estimates - impairment of property, plant and equipment

The Company assesses impairment at the end of each reporting period by evaluating conditions specific to the Company that may be indicative of impairment triggers. Recoverable amounts of relevant assets are reassessed using value-in-use calculations which incorporate various key assumptions.

Key estimates - fair value of financial instruments

The Company has certain financial assets and liabilities which are measured at fair value. Where fair value has not able to be determined based on quoted price, a valuation model has been used. The inputs to these models are observable, where possible, however these techniques involve significant estimates and therefore fair value of the instruments could be affected by changes in these assumptions and inputs.

Key estimates - revenue recognition - long term contracts

The Company undertakes long term contracts which span a number of reporting periods. Recognition of revenue in relation to these contracts involves estimation of future costs of completing the contract and the expected outcome of the contract. The assumptions are based on the information available to management at the reporting date, however future changes or additional information may mean the expected revenue recognition pattern has to be amended.

When determining the nature, timing and amount of revenue to be recognised, the following critical estimates and judgements were applied and are considered to be those that have the most significant effect on revenue recognition.

Key estimates - estimation of useful lives of assets

The company determines the estimated useful lives and related depreciation and amortisation charges for its property, plant and equipment and finite life intangible assets. The useful lives could change significantly as a result of technical innovations or some other event. The depreciation and amortisation charge will increase where the useful lives are less than previously estimated lives or assets that have been abandoned or sold will be written off or written down.

Key estimates - Incremental borrowing rate

Where the interest rate implicit in a lease cannot be readily determined, which is generally the case for the company's lease agreements, an incremental borrowing rate is estimated to discount future lease payments to measure the present value of the lease liability at the lease commencement date. This rate is based on what the company estimates it would have to pay a third party to borrow the funds necessary to obtain an asset of a similar value to the right-of-use asset, with similar terms, security and economic environment.

Key estimates - Employee benefits provision

The liability for employee benefits expected to be settled more than 12 months from the reporting date are recognised and measured at the present value of the estimated future cash flows to be made in respect of all employees at the reporting date. In determining the present value of the liability, estimates of attrition rates and inflation have been taken into account.

The company uses historical employee attrition rates in determining the probability of an employee, at a given date, achieving continuous employment eligible for entitlement in accordance with long service leave legislation.

In the absence of sufficient historical employee attrition rates, the company applies a benchmark probability rate from across the Community Bank network to factor in estimating the probability of an employee, at a given date, achieving continuous employment eligible for entitlement in accordance with legislation.

Key estimates - Lease make good provision

A provision has been made for the present value of anticipated costs for future restoration of leased premises. The provision includes future cost estimates associated with closure of the premises. The calculation of this provision requires assumptions such as application of closure dates and cost estimates. The provision recognised for each site is periodically reviewed and updated based on the facts and circumstances available at the time. Changes to the estimated future costs for sites are recognised in the statement of financial position by adjusting the asset and the provision. Reductions in the provision that exceed the carrying amount of the asset will be recognised in profit or loss.

Key judgments

Information about judgements made in applying accounting policies that have the most significant effects on the amounts recognised in the financial statements is included in the following notes:

Timing of revenue recognition associated with trail commission

The company receives trailing commission from Bendigo Bank for products and services sold. Ongoing trailing commission payments are recognised on a monthly basis when earned as there is insufficient detail readily available to estimate the most likely amount of revenue without a high probability of significant reversal in a subsequent reporting period. The receipt of ongoing trailing commission revenue is outside the control of the company.

Allowance for expected credit losses on trade and other receivables

The allowance for expected credit losses assessment requires a degree of estimation and judgement. It is based on the lifetime expected credit loss, grouped based on days overdue, and makes assumptions to allocate an overall expected credit loss rate for each group. These assumptions include recent sales experience and historical collection rates.

The company has not recognised an allowance for expected credit losses in relation to trade and other receivables for the following reasons:

- The company's trade receivables are limited to the monthly profit share distribution from Bendigo Bank, which is received 10 business days post month end.
- The credit risk (i.e. the risk that a customer will not make repayments) is for Bendigo Bank to bear as long as the company has complied with the appropriate procedures and relevant obligations and has not exercised a discretion in granting or extending credit. The directors are not aware of any such non-compliance at balance date.
- The company has reviewed credit ratings provided by Standard & Poors, Moody's and Fitch Ratings to determine the level of credit exposure to the company.
- The company has not experienced any instances of default in relation to receivables owed to the company from Bendigo Bank.

Fair value measurement hierarchy

The company is required to classify all assets and liabilities, measured at fair value, using a three level hierarchy, based on the lowest level of input that is significant to the entire fair value measurement, being:

Level 1	inputs are based on the quoted market price at the close of business at the end of the reporting period
Level 2	inputs are based on a valuation performed by a third party qualified valuer using quoted prices for similar assets in an active market
Level 3	unobservable inputs for the asset or liability.

Impairment of non-financial assets

The company assesses impairment of non-financial assets other than goodwill and other indefinite life intangible assets at each reporting date by evaluating conditions specific to the consolidated entity and to the particular asset that may lead to impairment. If an impairment trigger exists, the recoverable amount of the asset is determined. This involves fair value less costs of disposal or value-in-use calculations, which incorporate a number of key estimates and assumptions. The directors did not identify any impairment indications during the financial year.

Recovery of deferred tax assets

Deferred tax assets are recognised for deductible temporary differences only if the company considers it is probable that future taxable amounts will be available to utilise those temporary differences and losses.

Lease term

The lease term is a significant component in the measurement of both the right-of-use asset and lease liability. Judgement is exercised in determining whether there is reasonable certainty that an option to extend the lease will be exercised, or an option to terminate the lease will not be exercised, when ascertaining the periods to be included in the lease term.

In determining the lease term, all facts and circumstances that create an economical incentive to exercise an extension option, or not to exercise a termination option, are considered at the lease commencement date. Factors considered may include the importance of the asset to the company's operations, comparison of terms and conditions to prevailing market rates, incurrence of significant penalties, existence of significant leasehold improvements and the costs and disruption to replace the asset. The reassesses whether it is reasonably certain to exercise an extension option, or not exercise a termination option, if there is a significant event or significant change in circumstances.

The company includes extension options applicable to the lease of branch premises in its calculations of both the right-of-use asset and lease liability except where the company is reasonably certain it will not exercise the extension option. This is due to the significant disruption of relocating premises and the loss on disposal of leasehold improvements fitted out in the leased premises.

Useful life of revenue rights

Management has applied judgement in determining the 10-year useful life of the acquired revenue rights. This period reflects the five years remaining under the current franchise agreement, together with a further five-year extension option which management expects will be exercised.

The useful life is reassessed annually where expectations regarding the franchise extension or future economic benefits change.

Note 4. Revenue from contracts with customers

Revenue from continuing operations	2026 $	2025 $
Revenue from contracts with customers	3,747,930	3,033,457
	3,747,930	3,033,457

Disaggregation of revenue from contracts with customers

	2026 $	2025 $
Margin income	3,438,038	2,752,324
Fee income	154,231	133,016
Commission income	155,661	148,117
	3,747,930	3,033,457

Other income	2026 $	2025 $
Dividend and distribution income	30,588	33,263
Profit/(loss) on revaluation of shares (unrealised)	(18,755)	46,601
Profit on sale of shares (realised)	41,920	-
	53,753	79,864

Note 5. Finance income and expenses

Finance income	2026 $	2025 $
Interest Income	-	7,234
Total	-	7,234

Finance expenses	2026 $	2025 $
Lease interest	75,005	43,687
Unwinding make good provisions	1,642	2,166
Total	76,647	45,853

Note 6. Expenses

The result for the year includes the following specific expenses:

Employee benefits expense

	2026 $	2025 $
Wages and salaries	1,878,837	1,312,427
Superannuation expense	220,792	189,446
Expenses related to long service leave	(18,396)	(16,733)
Other expenses	86,891	70,711
	2,168,124	1,555,851

Depreciation and amortisation expense

	2026 $	2025 $
Depreciation of non-current assets:		
Leasehold improvements	13,227	13,227
Furniture and fittings	2,676	2,676
	15,903	15,903
Depreciation of right-of-use assets:		
Leased land and buildings	222,908	170,944
Amortisation of Intangible Assets:		
Franchise fee	58,444	38,404
Rights to revenue	44,000	-
	102,444	38,404
Total depreciation and amortisation expense	341,255	225,251

Chartible donations, sponsorship advertising and promotion

The overarching philosophy of the Community Bank model, is to support the local community in which the company operates. This is achieved by circulating the flow of financial capital into the local economy through community contributions (such as sponsorships, grants and donations).

The funds contributed are held by the Community Enterprise Foundation (CEF) and are available for distribution as grants to eligible applicants for a specific purpose in consultation with the directors.

	2026 $	2025 $
Direct sponsorships, grants and donations	180,533	169,854
	180,533	169,854

The funds contributed are held by the Community Enterprise Foundation (CEF) and are available for distribution as grants to eligible applicants for a specific purpose in consultation with the directors.

When the company pays a contribution in to the CEF, the company loses control over the funds at that point. While the directors are involved in the payment of grants, the funds are not refundable to the company.

Recognition exemption

The company pays for the right to use information technology equipment. The underlying assets have been assessed as low value and exempted from recognition under AASB 16 accounting. Expenses relating to low-value exempt leases are included in system costs expenses.

Note 7. Income tax expense

The major components of tax expense (income) comprise:

	2026 $	2025 $
Current tax expense/(credit)		
Current tax	49,057	151,500
Net benefit of franking credits on dividends received	(13,109)	(10,692)
	35,948	140,808

Reconciliation of income tax to accounting profit:

	2026 $	2025 $
Operating profit/(loss) before taxation		
Prima facie tax on profit before income tax at 25% (2025: 25%)	50,520	134,487
Add tax effect of:		
Movement in deferred tax	(1,463)	17,013
	49,057	151,500
Less tax effect of:		
rebateable fully franked dividends	13,109	10,692
Income tax expense	35,948	140,808

Note 8. Cash and cash equivalents

	2026 $	2025 $
Cash at bank and in hand	229,546	537,263
	229,546	537,263

Note 9. Trade and other receivables

Current	2026 $	2025 $
Trade receivables	329,860	252,787
Prepayments	14,202	5,654
	344,062	258,441

Note 10. Investments

The company classifies investments as a current asset when it expects to realise the asset, or intends

to sell or consume it, no more than 12 months after the reporting period. All other investments are classified as non-current.

(a) Financial assets at fair value

Non-current investments	2026 $	2025 $
Equity securities - designated at fair value through Profit or Loss	1,021,328	1,156,269

(b) Reconciliation of carrying amounts

	2026 $	2025 $
Carrying amounts at beginning	1,156,269	1,109,668
Disposals	(116,186)	-
Revaluation	(18,755)	46,601
Carrying amounts at end	1,021,328	1,156,269

Note 11. Property, plant and equipment

	2026 $	2025 $
Furniture and fittings		
At cost	216,169	216,169
Less: accumulated depreciation	(206,147)	(203,471)
	10,022	12,698
Leasehold improvements		
At cost	570,325	570,325
Less: accumulated depreciation	(189,719)	(176,493)
Total leasehold improvements	380,606	393,832
Total property, plant and equipment	390,628	406,530

Note 11. Property, plant and equipment (*continued*)

Movement in the carrying amounts for each class of property, plant and equipment between the beginning and the end of the current financial year:

(a) Movements in the carrying amounts of property, plant and equipment

	Furniture, fixtures and fittings $	Leasehold improvements $	Total $
Year ended 30 June 2026			
Balance at the beginning of the year	12,698	393,832	406,530
Depreciation expense	(2,676)	(13,226)	(15,902)
Balance at the end of the year	10,022	380,606	390,628
Year ended 30 June 2025			
Balance at the beginning of the year	15,374	407,059	422,433
Depreciation expense	(2,676)	(13,227)	(15,903)
Balance at the end of the year	12,698	393,832	406,530

Note 12. Intangible assets

	2025 $	2024 $
Intangible assets		
Rights to revenue at cost	480,000	-
Less: accumulated amortisation	(44,000)	-
Total written down amount	436,000	-
Franchise Fee		
Cost	482,138	192,333
Accumulated amortisation	(250,777)	(192,333)
	231,361	-
Total intangible assets	667,361	-

(a) Movements in the carrying amounts of intangible assets

	Rights to revenue Berowra $	Franchise fee $	Total $
Year ended 30 June 2026			
Balance at the beginning of the year	-	192,334	192,334
Additions	480,000	289,804	769,804
Amortisation	(44,000)	(250,777)	(294,777)
Closing value at 30 June 2026	436,000	231,361	667,361

	Rights to revenue Berowra $	Franchise fee $	Total $
Year ended 30 June 2025			
Balance at the beginning of the year	-	192,333	-
Depreciation expense	-	(192,333)	-
Closing Value June 2025	-	-	-

Rights to revenue

On 27 May 2025, the Company entered into a binding agreement to acquire the revenue rights associated with Community Bank Berowra & District from Berowra & District Financial Services Limited.

The acquired rights entitle the Company to receive revenue generated from loans, deposits and other financial services under the Company's existing Franchise Agreement with Bendigo and Adelaide Bank Limited.

The agreed purchase price of $480,000 has been recognised as an intangible asset representing the acquired revenue rights. The asset is being amortised over its assessed useful life of 10 years.

Franchise fee

During the financial year, the company has renewed its franchise agreement with Bendigo and Adelaide Bank Limited for all four branches, including: East Gosford, Kincumber, Lisarow and Berowra. The additional five years extending the franchise agreements to 30 August 2030.

Note 13. Leases

Company as a lessee

The Company has leases over buildings used as branches.

Terms and conditions of leases

Lease	Discount rate %	Non-cancellable term years	Renewal options	Reasonable certainty to exercise options	Lease term end date used in calculations
East Gosford	6.49	5	2x5 years	Yes	Jun-2035
Lisarow	6.49	5	1x5 years	Yes	Aug-2035
Kincumber	6.49	5	N/A	N/A	Aug-2030
Berowra	6.49	5	N/A	N/A	Sep-26

Right of use assets

	Buildings $	Total $
Year ended 30 June 2026		
Balance at the beginning of the year	549,112	549,112
Additions to right of use assets	859,969	859,969
Depreciation charge	(222,908)	(222,908)
Remeasurement adjustment	40,461	40,461
Balance at the end of the year	1,226,634	1,226,634
Year ended 30 June 2025		
Balance at the beginning of the year	693,674	693,674
Remeasurement adjustment	26,382	26,382
Depreciation charge	(170,944)	(170,944)
Balance at the end of the year	549,112	549,112

Lease Liabilities

	< 1 year $	1 - 5 years $	> 5 years $	Total undiscounted lease liabilities $	Lease liabilities included in this Statement Of Financial Position $
2026					
Lease liabilities	238,524	813,231	644,041	1,695,796	1,320,067
2025					
Lease liabilities	102,469	406,264	406,264	914,997	625,724

Statement of Profit or Loss and Other Comprehensive Income

The amounts recognised in the statement of profit or loss and other comprehensive income relating to leases where the Company is a lessee are shown below:

	2026 $	2025 $
Interest expense on lease liabilities	75,005	43,687
Depreciation of right-of-use assets	222,908	170,944
	297,913	214,631

Statement of Cash Flows

	2026 $	2025 $
Total cash outflow for leases	(281,093)	(178,744)

Note 14. Trade and other payables

Where the company is liable to settle an amount within 12 months of reporting date, the liability is classified as current. All other obligations are classified as non-current.

Current	2026 $	2025 $
Trade payables	-	11,101
GST payable	46,899	58,838
Other payables and accruals	98,918	23,598
	145,817	93,537

Non-current	2026 $	2025 $
Sundry creditors	191,271	-
	191,271	-

Note 15. Provisions

In accordance with the branch lease agreements, the company must restore the leased premises to their original condition before the expiry of the lease term.

Non-current	2026 $	2025 $
Make-good on leased premises	29,708	37,706
	29,708	37,706

Note 16. Employee benefits

CURRENT LIABILITIES	2026 $	2025 $
Provision for long service leave	203,977	231,366
Provision for annual leave	125,520	71,684
	329,497	303,050

Non-current liabilities	2026 $	2025 $
Provision for long service leave	29,289	20,297
	29,289	20,297

Note 17. Issued capital

	2026		2025	
	Number	$	Number	$
Ordinary shares - fully paid	760,008	748,258	760,008	748,258
Bonus shares – fully paid (4:1)	234,808	-	234,808	-
Less: equity raising costs	-	(38,589)	-	(38,589)
	994,816	709,669	994,816	709,669

(a) Ordinary shares

	2026 No.	2025 No.
At the beginning of the period	994,816	994,816
At the end of the period	994,816	994,816

Accounting policy for issued capital

Ordinary shares are recognised at the fair value of the consideration received by the company being $1 per share. Any transaction costs arising on the issue of ordinary shares are recognised directly in equity as a reduction of the share proceeds received.

b) Rights attaching to issued capital

Ordinary shares

Voting Rights

Subject to some limited exceptions, each member has the right to vote at a general meeting.

On a show of hands or a poll, each member attending the meeting (whether they are attending the meeting in person or by attorney, corporate representative or proxy) has one vote, regardless of the number of shares held. However, where a person attends a meeting in person and is entitled to vote in more than one capacity (for example, the person is a member and has also been appointed as proxy for another member) that person may only exercise one vote on a show of hands. On a poll, that person may exercise one vote as a member and one vote for each other member that person represents as duly appointed attorney, corporate representative or proxy.

The purpose of giving each member only one vote, regardless of the number of shares held, is to reflect the nature of the company as a community based company, by providing that all members of the community who have contributed to the establishment and ongoing operation of the Community Bank branch have the same ability to influence the operation of the company.

Dividends

Generally, dividends are payable to members in proportion to the amount of the share capital paid up on the shares held by them, subject to any special rights and restrictions for the time being attaching to shares. The franchise agreement with Bendigo Bank contains a limit on the level of profits or funds that may be distributed to shareholders. There is also a restriction on the payment of dividends to certain shareholders if they have a prohibited shareholding interest (see below).

Transfer

Generally, ordinary shares are freely transferable. However, the directors have a discretion to refuse to register a transfer of shares.

Subject to the foregoing, shareholders may transfer shares by a proper transfer effected in accordance with the company's constitution and the *Corporations Act 2001*.

Prohibited shareholding interest

A person must not have a prohibited shareholding interest in the company.

In summary, a person has a prohibited shareholding interest if any of the following applies:

- They control or own 10% or more of the shares in the company (the "10% limit").
- In the opinion of the board they do not have a close connection to the community or communities in which the company predominantly carries on business (the "close connection test").

As with voting rights, the purpose of this prohibited shareholding provision is to reflect the community-based nature of the company.

Where a person has a prohibited shareholding interest, the voting and dividend rights attaching to the shares in which the person (and their associates) has a prohibited shareholding interest in are suspended.

The board has the power to request information from a person who has (or is suspected by the board of having) a legal or beneficial interest in any shares in the company or any voting power in the company, for the purpose of determining whether a person has a prohibited shareholding interest. If the board becomes aware that a member has a prohibited shareholding interest, it must serve a notice requiring the member (or the member's associate) to dispose of the number of shares the board considers necessary to remedy the breach. If a person fails to comply with such a notice within a specified period (that must be between three and six months), the board is authorised to sell the specified shares on behalf of that person. The holder will be entitled to the consideration from the sale of the shares, less any expenses incurred by the board in selling or otherwise dealing with those shares.

In the constitution, members acknowledge and recognise that the exercise of the powers given to the board may cause considerable disadvantage to individual members, but that such a result may be necessary to enforce the prohibition.

Note 18. Earnings per share

	2026 $	2025 $
Profit/(loss) attributable to ordinary shareholders	166,134	397,138
	Number	Number
Weighted average number of ordinary shares	994,816	994,816
	¢	¢
Basic and diluted earnings per share	16.69	39.92

Accounting policy for earnings per share

Basic and diluted earnings per share is calculated by dividing the profit attributable to the owners of the company, by the weighted average number of ordinary shares outstanding during the financial year.

Note 19. Tax assets and liabilities

	2026 $	2025 $
Income tax payable	7,136	51,426

	Opening Balance $	Charged to Income $	Closing Balance $
Deferred tax assets			
Provisions	8,885	541	9,426
Provisions - employee benefits	85,907	(5,070)	80,837
Leased liabilities	190,936	(34,505)	156,431
Fair value of investments	-	(25,513)	(25,513)
Right-of-use assets	(173,419)	36,141	(137,278)
Property, plant and equipment	938	(938)	-
Balance at 30 June 2025	113,247	(29,344)	83,903
Provisions	9,426	(1,999)	7,427
Provisions - employee benefits	80,837	8,859	89,696
Leased liabilities	156,431	173,586	330,017
Fair value of investments	(25,513)	4,688	(20,825)
Right-of-use assets	(137,278)	(169,381)	(306,659)
Balance at 30 June 2026	83,903	15,753	99,656

Note 20. Dividends

a) Dividends provided for and paid during the period

The following dividends were provided for and paid to shareholders during the reporting period as presented in the statement of changes in equity and statement of cash flows.

	2026 $	2025 $
The following dividends were declared and paid: Final franked ordinary dividend of $0.10 per share (2025: $0.10 per share)	99482	99482

Franked dividends declared or paid during the year were franked at the tax rate of 25%.

b) Franking credits account

	2026 $	2025 $
Franking credits available for subsequent reporting periods		
Franking credits available for subsequent financial years at a tax rate of 25%	609,835	600,216

The above available balance is based on the dividend franking account at year-end adjusted for:

- Franking credits that will arise from the payment of the current tax liabilities;
- Franking debits that will arise from the payment of dividends recognised as a liability at the year end;
- Franking credits that will arise from the receipt of dividends recognised as receivables at the end of the year.

The ability to use the franking credits is dependent upon the Company's future ability to declare dividends.

Note 21. Key management personnel remuneration

The Company's Key Management Personnel comprise the Directors and those persons having authority and responsibility for planning, directing and controlling the activities of the Company, directly or indirectly.

The only key management personnel identified for the Company are the Board of Directors and the Chief Executive Officer who are listed in the Directors' Report.

Details of Key Management Personnel remuneration are disclosed in the Remuneration Report contained within the Director's Report. The Remuneration Report forms part of these financial statements for the purposes of the disclosure requirements of AASB 124 *Related Party Disclosures*.

Note 22. Auditor's remuneration

Amount received or due and receivable by the auditor of the company for the financial year.

	2026 $	2025 $
Audit & Review Services		
Audit and review of financial statements	14,150	16,410
Non-Audit Services		
General advisory services	-	1,121
Share registry services	4,900	4,200
Total auditor's remuneration	19,050	21,731

Note 23. Capital Management

The board's policy is to maintain a strong capital base so as to sustain future development of the company. The board of directors monitor the return on capital and the level of distributions to shareholders. Capital is represented by total equity as recorded in the statement of financial position.

In accordance with the franchise agreement, in any 12 month period the funds distributed to shareholders shall not exceed the distribution limit.

The distribution limit is the greater of:

- 20% of the profit or funds of the company otherwise available for distribution to shareholders in that 12 month period; and
- subject to the availability of distributable profits, the relevant rate of return multiplied by the average level of share capital of the company over that 12 month period where the relevant rate of return is equal to the weighted average interest rate on 90 day bank bills over that 12 month period plus 5%.

The board is managing the growth of the business in line with this requirement. There are no other externally imposed capital requirements, although the nature of the company is such that amounts will be paid in the form of charitable donations and sponsorship. Charitable donations and sponsorship paid for the year ended 30 June 2026 can be seen in the statement of profit or loss and other comprehensive Income.

There were no changes in the company's approach to capital management during the year.

Note 24. Financial risk management

The company's financial instruments include trade receivables and payables, cash and cash equivalents, investments and lease liabilities. The company does not have any derivatives.

The directors are responsible for monitoring and managing the financial risk exposure of the company, to which end it monitors the financial risk management policies and exposures and approves financial transactions within the scope of its authority.

The directors have identified that the only significant financial risk exposures of the consolidated entity are liquidity and market (price) risk. Other financial risks are not significant to the company due to the following factors:

- The company has no foreign exchange risk as all of its account balances and transactions are in Australian Dollars.
- The company's franchise agreement limits the company's credit exposure to one financial institution, being Bendigo Bank. The company monitors credit worthiness through review of credit ratings, Bendigo Bank is rated A- on Standard & Poor's credit ratings.
- The company has no direct exposure to movements in commodity prices.
- The company's interest-bearing instruments are held at amortised cost which have fair values that approximate their carrying value since all cash and payables have maturity dates within 12 months.
- The company has no borrowings.

Further details regarding the categories of financial instruments held by the company that hold such exposure are detailed below.

	2026 $	2025 $
Financial Assets: Cash and cash equivalents	229,546	537,263
Trade and other receivables	329,860	252,787
Equity securities - designated at fair value through Profit or Loss	1,021,328	1,156,269
	1,580,734	1,946,319
Financial Liabilities: Trade and other payables	290,189	34,699
Lease Liabilities	1,320,068	625,724
	1,610,257	660,423

At balance date, the fair value of financial instruments approximated their carrying values.

Financial assets

Classification

The company classifies its financial assets into the following categories:

- Amortised cost
- Fair value through profit or loss (FVTPL)

Financial assets are subsequently measured in their entirety at either amortised cost or fair value, depending on the classification of the financial asset.

The company's financial assets measured at amortised cost comprise trade and other receivables, cash and cash equivalents and investments in term deposits.

Note 24. Financial risk management (*continued*)

Derecognition

A financial asset is derecognised when the company's contractual right to its cash flows expires, or the asset is transferred in such a way that all the risks and rewards of ownership are substantially transferred.

Impairment of trade and other receivables

Impairment of trade receivables is determined using the simplified approach which uses an estimation of lifetime expected credit losses. The company has not recognised an allowance for expected credit losses in relation to trade and other receivables. Refer to note 4 for further information.

Financial liabilities

Classification

The company classifies its financial liabilities at amortised cost.

Derecognition

A financial liability is derecognised then it is extinguished, cancelled or expires.

Market risk

Market risk is the risk that changes in market prices - e.g. foreign exchange rates, interest rates, and equity prices - will affect the company's income or the value of its holdings in financial instruments.

Interest-bearing assets and liabilities are held with Bendigo Bank and subject to movements in market interest.

Equity Price risk

All of the company's listed equity investments are listed on the Australian Stock Exchange (ASX). Changes in equity securities value is recognise through profit or loss or other comprehensive income.

Liquidity risk

Liquidity risk is the risk that the company will encounter difficulty in meeting the obligations associated with its financial liabilities that are settled by delivering cash or another financial asset. The company's approach to managing liquidity is to ensure, as far as possible, that it will have sufficient liquidity to meet its liabilities when they are due, under both normal and stressed conditions, without incurring unacceptable losses or risking damage to the company's reputation.

30 June 2026		Contractual cash flows		
Financial Liabilities	Carrying Amount $	No later than 12 Months $	Between 12 months and five years $	Greater than five years $
Lease liabilities	1,320,067	164,492	1,155,575	-
Trade payables	337,088	145,817	191,271	-

Note 24. Financial risk management (*continued*)

30 June 2025		Contractual cash flows		
Financial Liabilities	Carrying Amount $	No later than 12 Months $	Between 12 months and five years $	Greater than five years $
Lease liabilities	625,724	100,111	181,119	344,494
Trade payables	93,537	93,537	-	-

Note 25. Related party transactions

(a) The Company's main related parties are as follows:

Key management personnel

Details relating to key management personnel are set out in the Remuneration Report within the directors report at Note 21.

Transactions with related parties

Transactions between related parties are on normal commercial terms and conditions no more favourable than those available to other parties unless otherwise stated.

Receivable from and payable to related parties

There were no trade receivables from or trade payables to related parties as at 30 June 2026 (2025: Nil).

(b) Transactions with Key Management Personnel and their related parties

During the financial year, the Company entered into the following transactions with Directors, Key Management Personnel and their related entities in the ordinary course of business:

	2026 $	2025 $
A director's spouse provides consulting work for the branch manager	24,000	24,000
Related party transactions for Pursuit Communications	56,303	-

Note 26. Contingencies

In the opinion of the Directors, the Company did not have any contingencies at 30 June 2026 (30 June 2025: Nil).

Note 27. Cash Flow Information

(a) Reconciliation of result for the year to cashflows from operating activities

	2026 $	2025 $
Profit for the year	166,134	397,138
Cash flows excluded from profit attributable to operating activities:		
Non-cash flows in profit:		
Depreciation	341,255	225,251
Net gain on disposal of property, plant and equipment	18,755	(46,601)
Lease liabilities interest	75,006	43,688
Changes in assets and liabilities:		
(Increase)/decrease in trade and other receivables	(77,073)	21,992
(Increase) in other assets	(8,548)	-
(increase) in deferred tax assets	(15,753)	-
Increase/(decrease) in trade and other payables	11,707	(22,667)
(decrease) in income taxes payable	(44,290)	(12,482)
Increase/(decrease) in provisions	(8,000)	2,166
increase/(decrease) in employee benefits	35,439	(36,043)
Net cash flows provided by/(used in) operating activities	494,632	572,442

Note 28. Events occurring after the reporting date

The financial report was authorised for issue on 30 September 2026 by the board of directors.

No matters or circumstances have arisen since the end of the financial year which significantly affected or may significantly affect the operations of the Company, the results of those operations, or the state of affairs of the Company in future financial years.

Note 29. Statutory information

The registered office and principal place of business of the company is:

East Gosford & Districts Financial Services Ltd

101 Victoria Street

East Gosford NSW 2250

Directors' Declaration

In accordance with a resolution of the Directors of East Gosford & Districts Financial Services Ltd, we state that:

In the directors' opinion:

1. the attached financial statements and notes for the year ended 30 June 2026 are in accordance with the *Corporations Act 2001* the Accounting Standards, the Corporations Regulations 2001 and other mandatory professional reporting requirements;
2. the attached financial statements and notes comply with International Financial Reporting Standards as issued by the International Accounting Standards Board as described in the notes to the financial statements;
3. the attached financial statements and notes give a true and fair view of the company's financial position as at 30 June 2026 and of its performance for the financial year ended on that date;
4. there are reasonable grounds to believe that the Company will be able to pay its debts as and when they become due and payable; and
5. the company does not have any controlled entities and is not required by the Accounting Standards to prepare consolidated financial statements. Therefore, a consolidated entity disclosure statement has not been included as section 295(3A)(a) of the Corporations Act 2001 does not apply to the entity.

This declaration is made in accordance with a resolution of the Board of Directors.

Signed in accordance with a resolution of directors made pursuant to section 295(5)(a) of the *Corporations Act 2001* .

Garry Morris - Chairman

Dated this 30 day of September 2026

Andrew Frewin Stewart
61 Bull Street Bendigo VIC 3550
ABN: 65 684 604 390
afs@afsbendigo.com.au
03 5443 0344

Independent auditor's report to the members of East Gosford & Districts Financial Services Ltd

Report on the audit of the financial report

Opinion

We have audited the financial report of East Gosford & Districts Financial Services Ltd (the company), which comprises:

- the Statement of financial position as at 30 June 2026
- the Statement of profit or loss and other comprehensive income for the year ended 30 June 2026
- the Statement of changes in equity for the year ended 30 June 2026
- the Statement of cash flows for the year ended 30 June 2026
- the notes to the financial statements, including material accounting policies, and the
- the Directors' declaration.

In our opinion, the accompanying financial report of the company, is in accordance with the *Corporations Act 2001*, including:

i. giving a true and fair view of the company's financial position as at 30 June 2026 and of its financial performance for the year ended on that date
ii. complying with Australian Accounting Standards and the Corporations Regulations 2001.

Basis for opinion

We conducted our audit in accordance with Australian Auditing Standards. Our responsibilities under those standards are further described in the *Auditor's Responsibilities for the Audit of the Financial Report* section of our report.

We are independent of the company in accordance with the auditor independence requirements of the *Corporations Act 2001* and the ethical requirements of the Accounting Professional and Ethical Standards Board's *APES 110 Code of Ethics for Professional Accountants (including Independence Standards)* (the Code) that are relevant to our audit of the financial report in Australia. We have also fulfilled our other ethical responsibilities in accordance with the Code.

We believe that the audit evidence we have obtained is sufficient and appropriate to provide a basis for our audit opinion.

Liability limited by a scheme approved under Professional Standards Legislation.

Andrew Frewin Stewart
61 Bull Street Bendigo VIC 3550
ABN: 65 684 604 390
afs@afsbendigo.com.au
03 5443 0344

Key audit matters

Key audit matters are those matters that, in our professional judgement, were of most significance in our audit of the financial report of the current period. These matters were addressed in the context of our audit of the financial report as a whole, and in forming our opinion thereon, and we do not provide a separate opinion on these matters.

Key Audit Matter	How our key audit procedures addressed this
Revenue Share Model The company derives a significant proportion of its revenue from the Community Bank revenue share arrangement with Bendigo and Adelaide Bank Limited. Revenue is determined using a complex revenue share model, including interest margin share, fee income and commission income, based on information generated by the Bank. The revenue share model is calculated and reported by the Bank through monthly profit share statements. As the calculations involve significant volumes of underlying customer transaction data and funding methodologies that are not independently generated by the company, we considered the completeness and accuracy of revenue recognised to be a key audit matter.	Our procedures included: ▪ Assessing the company's accounting policy for revenue recognition for compliance with AASB 15 Revenue from Contracts with Customers. ▪ Reviewing monthly profit share statements received from Bendigo and Adelaide Bank Limited throughout the year and performing analytical procedures over revenue trends. ▪ Evaluating the completeness and accuracy of revenue recognised by agreeing revenue recorded to monthly profit share statements. ▪ Reviewing the Community Bank Revenue Share Arrangements factual findings report prepared by Ernst & Young and assessing whether the scope and results of the work supported reliance on the monthly profit share statements.

There are no other key audit matters to disclose for the 30 June 2026 audit.

Liability limited by a scheme approved under Professional Standards Legislation.

Andrew Frewin Stewart
61 Bull Street Bendigo VIC 3550
ABN: 65 684 604 390
afs@afsbendigo.com.au
03 5443 0344

Other information

The directors are responsible for the other information. The other information comprises the Directors' Report, which we obtained prior to the date of this auditor's report, and the remaining information included in the company's Annual Report for the year ended 30 June 2026, which is expected to be made available to us after the date of this auditor's report. The other information does not include the financial report and our auditor's report thereon.

Our opinion on the financial report does not cover the other information and accordingly we will not express any form of assurance conclusion thereon.

In connection with our audit of the financial report, our responsibility is to read the other information and, in doing so, consider whether the other information is materially inconsistent with the financial report or our knowledge obtained during the audit, or otherwise appears to be materially misstated.

At the date of this auditor's report, we have received and read the Directors' Report and have not identified any material inconsistency between that information and the financial report or our knowledge obtained during the audit.

The remaining other information included in the Annual Report is expected to be made available to us after the date of this auditor's report. When we read that information, if we conclude that there is a material misstatement therein, we are required to take appropriate action in accordance with the Australian Auditing Standards.

Responsibilities of the directors for the financial report

The directors of the company are responsible for the preparation of the financial report that gives a true and fair view in accordance with Australian Accounting Standards and the *Corporations Act 2001* and for such internal control as the directors determine is necessary to enable the preparation of the financial report that is free from material misstatement, whether due to fraud or error.

In preparing the financial report, the directors are responsible for assessing the company's ability to continue as a going concern, disclosing as applicable, matters related to going concern and using the going concern basis of accounting unless the directors either intend to liquidate the company or cease operations, or have no realistic alternative but to do so.

Liability limited by a scheme approved under Professional Standards Legislation.

Andrew Frewin Stewart
61 Bull Street Bendigo VIC 3550
ABN: 65 684 604 390
afs@afsbendigo.com.au
03 5443 0344

Auditor's responsibilities for the audit of the financial report

Our objectives are to obtain reasonable assurance about whether the financial report as a whole is free from material misstatement, whether due to fraud or error, and to issue an auditor's report that includes our opinion. Reasonable assurance is a high level of assurance but is not a guarantee that an audit conducted in accordance with the Australian Auditing Standards will always detect a material misstatement when it exists. Misstatements can arise from fraud or error and are considered material if, individually or in aggregate, they could reasonably be expected to influence the economic decisions of users taken on the basis of this financial report.

A further description of our responsibilities for the audit of the financial report is located at the Auditing and Assurance Standards Board website at: https://www.auasb.gov.au/auditors_responsibilities/ar2.pdf This description forms part of our auditor's report.

Report on the Remuneration Report

Opinion on the Remuneration Report

We have audited the Remuneration Report included in the directors' report for the year ended 30 June 2026.

In our opinion, the Remuneration Report of East Gosford & Districts Financial Services Ltd., for the year ended 30 June 2026, complies with section 300A of the *Corporations Act 2001*.

Responsibilities

The directors of the company are responsible for the preparation and presentation of the Remuneration Report in accordance with section 300A of the *Corporations Act 2001*. Our responsibility is to express an opinion on the Remuneration Report, based on our audit conducted in accordance with Australian Auditing Standards.

Andrew Frewin Stewart
61 Bull Street, Bendigo, Vic, 3550
Dated: 30 September 2026

Joshua Griffin
Lead Auditor

Liability limited by a scheme approved under Professional Standards Legislation.

Additional Information required by NSX

East Gosford & District Financial Services Ltd is a public company incorporated in Australia and listed on the National Stock Exchange of Australia (NSX).

Distribution of Shareholding (as at 30 June 2026)

The following table shows the number of shareholders, segregated into various categories based on the total number of shares held.

Number of shares held	Number of Shareholders	Number of shares held
1 to 1,000	91	63,500
1,001 to 5,000	123	271,910
5,001 to 10,000	27	214,802
10,001 to 100,000	18	444,554
100,001 and over	-	-
Total Shareholders	259	994,816

Equity Securities

Each of the above shareholders are entitled to 1 vote, irrespective of the number of shares held.

There are no substantial shareholders (holding more than 5% of voting rights) as each shareholder is entitled to 1 vote. Normally holding more than 5% of total issued shares would create a substantial shareholder, but this is not applicable due to the voting restrictions for the company.

There are 7 shareholders holding less than a marketable parcel of shares ($500 in value). There are no restricted securities on issue.

All shares on issue are ordinary shares fully paid to $1 per share. There are no unquoted equity securities.

Ten largest shareholders

Shareholder	Number of fully paid ordinary shares held	Percentage of issued capital %
SCIPIO NOMINEES PTY LTD	77,802	7.82
PKC INVESTMENTS PTY LTD	66,500	6.68
NORTHERN SUBURBS SECRETARIAL SERVICES PTY LTD <JULETON A/C>	50,000	5.03
WINPAR HOLDINGS LIMITED	30,000	3.02
MRS SUSAN JOY WILKINS	24,500	2.46
MRS JENNIFER LYNN ROSENFIELD	21,500	2.16

Shareholder	Number of fully paid ordinary shares held	Percentage of issued capital %
Mr SCOTT DAVID MORRIS + Mr MARK ROBERT MORRIS <PUFFER SUPER FUND A/C>	20,752	2.09
MRS MINA SANDERS & MR GREGORY SANDERS	17,500	1.76
MS CARON RAE PFYELD	17,500	1.76
Mr PAUL VANDERSTELT + Mrs ELSIE VANDERSTELT	15,000	1.51
Mr JOHN WARREN PEARCE PTY LTD <MIRIAM C PEARCE FAMILY A/C>	15,000	1.51
CONNELL SMSF PTY LTD <THE CONNELL SUPERANNUATION FUND A/C>	15,000	1.51
TOTAL	371,054	

Securities exchange

The Company is listed on the National Stock Exchange of Australia (NSX Code: EGF).

Security register

The security register (share register) is kept at:

AFS & Associates
61 Bull Street,
Bendigo, VIC, 3550
Phone: (03) 5443 0344
Email: afs@afsbendigo.com.au

Branches

Community Bank East Gosford

101 Victoria Street, East Gosford, NSW, 2250

Phone: (02) 43234559

Email: eastgosfordmailbox@bendigoadelaide.com.au

Community Bank Lisarow

Shop 16, Lisarow Plaza Shopping Centre,

2 Parsons Road, Lisarow, NSW, 2250

Phone: (02) 43285472

Email: lisarowmailbox@bendigoadelaide.com.au

Community Bank Kincumber

2A/39 Avoca Drive, Kincumber NSW, 2251

Phone: (02) 43632133

Email: kincumbermailbox@bendigoadelaide.com.au

Community Bank Berowra

Shop 9, 1C Turner Road, Berowra Heights, NSW, 2082

Phone: (02) 94562265

Email: berowramailbox@bendigoadelaide.com.au

Franchisee: East Gosford & Districts Financial Services Ltd

101 Victoria Street, East Gosford, NSW, 2250

Phone: (02) 43234559

ABN: 90 092 538 620

https://www.bendigobank.com.au/branch/nsw/community-bank-east-gosford-districts/

Facebook – Central Coast Branches of Bendigo Bank
@centralcoastbranchesofbendigo

Instagram – East Gosford - -
@communityBankCentralCoast

Facebook – Berowra -
@community Bank Berowra & District

Instagram – Berowra
@communitybank_berowra

Franchisor: Bendigo and Adelaide Bank Limited