

2021 Annual Report

**Fairy Meadow Community
Financial Services Limited**

ABN 16 104 140 641

Contents

Chair's report	2
Manager's report	4
Directors' report	6
Auditor's independence declaration	9
Financial statements	10
Notes to the financial statements	14
Directors' declaration	37
Independent audit report	38

Chair's report

For year ending 30 June 2021

The past year has continued to be extremely difficult, with a number of global challenges directly affecting the Australian economy, our local region, the Community Bank Wollongong business and all of our lives.

Having soldiered on through the first wave of the COVID-19 pandemic in 2020, business conditions and life generally returned to some degree of normality in the first half of 2021, until the emergence of the 'delta' variant saw widespread lockdowns commencing in June. The Reserve Bank of Australia has maintained a conservative stance on monetary policy and kept interest rates at record lows during the year in review. While this is great news for our customers who are borrowers, it has adversely impacted both our depositors with low interest rates, as well as the branch's profitability as margins on lending have been at historically low levels over the last twelve months.

The contraction in margins earned on lending has had a significant impact on our revenue (and therefore our profitability) in the year. Despite the total book of business growing by \$11 million in the year (7.9% growth in the period), our Revenue declined by 8.9% (or \$74,215). While expenses were well contained (reducing by 2% in 2021 compared with 2020), the net trading result was a loss of \$57,622 (2020: a loss of \$5,490). Under the circumstances, very regrettably, the Board minimised community donations and sponsorships, granting a total of \$6,100 in 2021, compared with \$11,636 in 2020. The net loss did not provide the Board with the opportunity to declare a dividend for the year ending 30 June 2021.

Although these financial outcomes are not what we planned, we continue to further transform and improve operations, with a focus on leveraging the Bendigo Bank's strong value proposition in the Wollongong LGA. From January 2021, Community Bank Fairy Meadow changed its trading name to Community Bank Wollongong. This change will assist the branch enhancing its presence as the only Bendigo Bank between Windang in the south and the Shire in the north and all areas in between east of the escarpment. We believe the branch re-branding will have a positive impact on the performance of the branch, and we appreciate the Bendigo Bank's support of the name change. To this end, Mark Tyson (formerly Branch Manager) has accepted a new role as Business Development Manager to focus exclusively on the significant growth opportunities currently presenting in our area. The Board is grateful that Mark stepped back into branch operations for a few months during the year, while a replacement for Mitch King was sought. Mark returned to his new role in June after the appointment of Colleen Butfield as Branch Operations Manager. We welcome Colleen to the business and note with optimism the progress that Mark is making in securing new business for the branch.

The year saw some changes to the composition of the Board as well. The Board extends thanks to the following outgoing Directors for their service and contribution to the branch: John Brannon (appointed in February 2017, and Chair when he resigned in September 2020), Kylie McRae (appointed January 2015, resigned July 2020), John Vohradsky (appointed July 2015, resigned April 2021), Scott Bridgement (appointed July 2015, resigned May 2021) and Steven Di Pietro (appointed November 2020, resigned July 2021), and welcomes Anthony Rodwell-Ball, who joined the Board in July 2020.

The Board is currently conducting a search for suitably qualified, experienced and community-minded nominees for appointment as Directors.


Chairman's report (continued)

While the year under review presented a number of significant challenges, one unexpected occurrence presented branch staff in May with the confronting experience of an attempted hold-up. Staff responded extremely calmly and professionally, and in response to the attempted robbery, the Board approved an upgrade to the branch's security and surveillance systems, which will act as a deterrent to criminal behaviour in the future.

The Board would like to thank all staff for their loyalty, hard work and continuing customer focus during what has been a very trying twelve months.

On a more positive note, in this coming year, we will further invest in our staff with training and learning opportunities and will also employ an additional full-time Relationship Consultant. The addition to our team will ensure that we will be able ensure our customers' needs are met during the COVID-19 lockdown and beyond.

On behalf of the Board, I wish you all the best as we adjust to new norms of life post COVID-19 and I look forward to next year being both more prosperous and safer.

A handwritten signature in black ink, appearing to read 'Anthony Rodwell-Ball', with a stylized flourish at the end.

Anthony Rodwell-Ball
Chair

Manager's report

For year ending 30 June 2021

During the past year, a roller coaster of events has unfolded in financial markets and with the persistence of COVID-19, there have been repercussions for our own Community Bank Wollongong world.

We have seen the financial impacts of COVID with reduced foot-traffic in the branch, reduced appetite for borrowing by customers and reduced funds growth. However, the resilience of the team, both past and present, have allowed the organisation to continue to maintain steady growth. Towards the end of the financial year, we saw a surge in the housing market with the increased capacity for 'working from home' alternatives. Increased housing values saw an increase in lending values, but in turn, saw first home loan borrowers being priced out of the market. The local region has seen an increase in property prices by greater than the predicted margin. In 2019 QBE forecasted that Wollongong would have modest growth property price to 2022 at 6% with median house prices to be around \$685,000. However current rates show median house prices sitting at \$910,000 with rental rates at \$550.00 per week. Lending has remained steady with March being our strongest month for lending applications of \$4.1 million, with approvals at \$2.3 million in April, and \$2.6 million in loans being settled in May.

2020/21 saw the resignation of staff member Mitch King who made the decision to move onto another career. We wish him well in his new endeavours. This past year also saw the hiring of a new Relationship Consultant trainee in Joshua Curcio in November. Joshua came to us with a degree in Commerce & Finance and fits in well with the team.

In June, I commenced my employment with Community Bank Wollongong after 10 years at another local Financial Institution. With 20 years' experience in Banking, Finance and Marketing, I came to the branch with enthusiasm and fresh ideas to build not only the business but also the brand in the greater Wollongong community. Together, the team and I will continue to focus on customer engagement, working together to ensure our customers' needs are met and their expectations are exceeded. My thanks go to Mark Tyson who took on the responsibilities of Branch Manager once again while the Board were working through the process to appoint me to this position. Mark has been a tremendous support to me whilst I have been learning all aspects of the business and continues to provide his knowledge, support and advice whenever I need it. His dedication to the Wollongong community and the branch is to be commended and he is a driving force behind the success of this team.

With the onset of COVID-19 lockdowns and working from home we saw a change in focus in the way in which we engage with customers. Digital meetings became the norm, along with an increased number of phone calls to the branch to enquire about additional services. Conversations around internet banking and phone banking were held. We embraced the fact that COVID-19 has had customers reviewing their financial, employment and family circumstances. Recognising the impact on mental health, we ensured that mental health stayed front of mind for staff and customers alike.

Unfortunately, the branch suffered an unfortunate experience in May with an attempted hold-up in the branch. I would like to recognise the fast thinking of the staff in this situation which prevented the offender from prolonging his presence in the branch. I would like to thank the Board and Bendigo Bank Management for their initial and ongoing support of the staff who were present at the time of the event. Also, it is important to acknowledge the assistance of first responders who attended the site and ensured that the staff were safe and looked after.

Manager's report (continued)

In 2021, the branch celebrates its 18th year in the community. With November being our official birthday, celebrations have kicked off early. It is because of the local community and the support that has been provided that has allowed the business to continue to serve its customers, with the customer always front of mind with every interaction.

I would also like to thank the Board, both past and present for their support over the past 12 months. I would also like to thank the staff for their continued dedication to our customers. Without their strong focus on customer service, their friendly welcome to all customers and willingness to assist in all aspect of the business, we would not be where we are today, and we certainly would not be in as good a position as we are.

But most importantly, it is you, our customers, our shareholders, our community organisations and sporting clubs, our volunteers and support workers and members of our local community who have contributed to the ongoing success of Community Bank Wollongong.

I look forward to 2021/22. All good things need to start somewhere, and that somewhere is here.

Community Bank Wollongong, the Better Big Bank.

Colleen Butfield
Branch Operations Manager

Directors' report

The Directors present their report of the Company for the financial year ended 30 June 2021.

Directors

The following persons were Directors of Fairy Meadow Community Financial Services Limited during or since the end of the financial year up to the date of this report:

Name of Director		Period as Director	Qualifications & Special Responsibilities	
Anthony Rodwell-Ball		27/07/2020	Company Director	Chairman / Treasurer
Natalie Burroughs		29/04/2014	Executive	Secretary
Anthony O'Connor		29/04/2014	Chief Executive Officer	
Diana Foye		18/04/2017	Solicitor	
Brenden Logue		26/11/2019	Operations Manager	
Rosanne Burnett		26/11/2019	Journalist	
Kylie McRae	resigned	31/07/2020	Accountant	Treasurer
John Brannon	resigned	21/09/2020	Company Director	Chairman
John Vohradsky	resigned	28/04/2021	Executive	
Scott Bridgement	resigned	31/05/2021	Executive	
Steven Di Pietro	appointed	23/11/2020	Executive	Treasurer
Steven Di Pietro	resigned	22/07/2021	Executive	Treasurer

Directors were in office for this entire year unless otherwise stated.

No Directors have material interests in contracts or proposed contracts with the Company.

Directors' meetings

Attendances by each Director during the year were as follows:

Director	Board Meetings	
	Attended	Eligible to Attend
Anthony Rodwell-Ball	6	7
Natalie Burroughs	8	8
Anthony O'Connor	6	8
Diana Foye	4	8
Brenden Logue	8	8
Rosanne Burnett	7	8
Kylie McRae	1	1
John Brannon	3	3
John Vohradsky	7	7
Scott Bridgement	3	8
Steven Di Pietro	3	3

Principal activities

The principal activities of the Company during the course of the financial year were in providing Community Bank® branch services under management rights to operate a franchised branch of Bendigo and Adelaide Bank Limited.

There have been no significant changes in the nature of these activities during the year.

Directors' report (continued)

Review of operations

The loss of the Company for the financial year after provision for income tax was \$57,622 (2020 loss \$5,490).

Dividends

No dividend was declared or paid for the year for the year ended 30 June 2021. No dividend has been declared or paid for the year ended 30 June 2022 as yet.

Options

No options over issued shares were granted during or since the end of the financial year and there were no options outstanding as at the date of this report.

Significant changes in the state of affairs

No significant changes in the Company's state of affairs occurred during the financial year.

Events subsequent to the end of the reporting period

No matters or circumstances have arisen since the end of the financial year that significantly affect or may significantly affect the operations of the Company, the results of those operations or the state of affairs of the Company, in future financial years.

Likely developments

The Company will continue its policy of providing banking services to the community.

Environmental regulations

The Company is not subject to any significant environmental regulation.

Indemnifying Officers or Auditor

The Company has agreed to indemnify each Officer (Directors, Secretary and employees) out of assets of the Company to the relevant extent against any liability incurred by that person arising out of the discharge of their duties, except where the liability arises out of conduct involving dishonesty, negligence, breach of duty or the lack of good faith. the Company also has Officers' Insurance for the benefit of Officers of the Company against any liability incurred by an Officer, which includes the Officer's liability for legal costs, in or arising out of the conduct of the business of the Company or in or arising out of the discharge of the Officer's duties.

Disclosure of the nature of the liability and the amount of the premium is prohibited by the confidentiality clause of the contract of insurance. the Company has not provided any insurance for an Auditor of the Company.

Proceedings on behalf of company

No person has applied for leave of court to bring proceedings on behalf of the Company or intervene in any proceedings to which the Company is a party for the purpose of taking responsibility on behalf of the Company for all or any part of those proceedings. the Company was not a party to any such proceedings during the year.

Directors' report (continued)

Auditor independence declaration

A copy of the Auditor's independence declaration as required under section 307C of the Corporations Act 2001 is set at page 9 of this financial report. No Officer of the Company is or has been a partner of the Auditor of the Company.

Remuneration report

Remuneration policy

There has been no remuneration policy developed as Director positions are held on a voluntary basis and Directors are not remunerated for their services.


Equity holdings of key management personnel

No Directors or key management personnel held any ordinary shares in the Company during the current or comparative financial year.

Loans to key management personnel

There were no loans to key management personnel during the current or prior reporting period.

Signed in accordance with a resolution of the Board of Directors at Fairy Meadow on 20 September 2021.



Anthony Rodwell-Ball
Director



Anthony O'Connor
Director


Auditor's independence declaration

**Auditor's Independence Declaration under section 307C of the *Corporations Act 2001*
to the Directors of Fairy Meadow Community Financial Services Limited**

I declare that, to the best of my knowledge and belief, during the year ended 30 June 2021
there have been no contraventions of:

- (i) the auditor independence requirements as set out in the *Corporations Act 2001* in relation to the audit; and
- (ii) any applicable code of professional conduct in relation to the audit.


Daley Audit


Michael Mundt
Partner
98 Kembla Street
Wollongong NSW 2500

Dated: 20 September 2021

Liability limited by a scheme approved under Professional Standards Legislation.

Financial statements

Fairy Meadow Community Financial Services Limited
ABN 16 104 140 641
Statement of Profit or Loss and Other Comprehensive Income
for the year ended 30 June 2021

	Note	2021 \$	2020 \$
Revenue	2	755,505	829,720
Expenses			
Employee benefits expense	3	(505,653)	(521,483)
Depreciation and amortisation	3	(33,765)	(29,074)
Administration and general costs		(107,702)	(123,230)
Finance costs	3	(11)	(14)
Bad and doubtful debts expense	3	(60)	(196)
Lease expenses	26	(109,487)	(106,299)
Property expenses		(20,742)	(20,742)
IT costs		(29,607)	(22,538)
Operating profit before charitable donations and sponsorships		(51,522)	6,146
Charitable donations and sponsorships		(6,100)	(11,636)
Profit / (loss) before income tax		(57,622)	(5,490)
Income tax expense	4	-	-
Profit / (loss) for the year		(57,622)	(5,490)
Other comprehensive income		-	-
Total comprehensive income / (loss) for the year		(57,622)	(5,490)
Earnings per share for profit from continuing operations attributable to the ordinary equity holders of the Company (cents per share):			
- basic (loss)/ earnings per share		(8.47)	(0.81)

Financial statements (continued)

Fairy Meadow Community Financial Services Limited
ABN 16 104 140 641
Statement of Financial Position
as at 30 June 2021

	Note	2021 \$	2020 \$
Assets			
Current assets			
Cash and cash equivalents	5	157,263	292,475
Trade and other receivables	6	65,104	94,381
Financial assets	7	366,874	214,252
Other assets	8	12,700	12,149
Total current assets		601,941	613,257
Non-current assets			
Property, plant and equipment	9	62,311	77,300
Right of use asset	26	611,900	604,496
Intangible assets	10	30,762	43,946
Total non-current assets		704,973	725,742
Total assets		1,306,914	1,339,000
Liabilities			
Current liabilities			
Trade and other payables	11	66,506	50,700
Current tax liability	4	-	-
Lease liabilities	26	62,574	54,167
Provisions	12	46,218	50,152
Total current liabilities		175,298	155,019
Non-current liabilities			
Trade and other payables	11	15,772	31,544
Lease liabilities	26	544,988	527,822
Provisions	12	64,289	60,426
Total non-current liabilities		625,049	619,792
Total liabilities		800,347	774,811
Net assets		506,567	564,189
Equity			
Issued capital	13	680,000	680,000
Profit reserve	15	32,307	32,307
Accumulated losses		(205,740)	(148,118)
Total equity		506,567	564,189

Financial statements (continued)

Fairy Meadow Community Financial Services Limited
ABN 16 104 140 641
Statement of Changes in Equity
for the year ended 30 June 2021

	Note	Issued capital \$	Retained earnings \$	Profit reserves \$	Total equity \$
Balance at 1 July 2020		680,000	(142,628)	32,307	569,679
Profit for the year ended 30 June 2020		-	(5,490)	-	(5,490)
Transfer to reserves		-	-	-	-
Other comprehensive income for the year		-	-	-	-
Total comprehensive income for the year		-	(5,490)	-	(5,490)
Transactions with owners, in their capacity as owners					
Dividends paid or provided	23	-	-	-	-
Balance at 30 June 2020		<u>680,000</u>	<u>(148,118)</u>	<u>32,307</u>	<u>564,189</u>
Profit for the year ended 30 June 2021		-	(57,622)	-	(57,622)
Transfer to reserves		-	-	-	-
Other comprehensive income for the year		-	-	-	-
Total comprehensive income for the year		-	(57,622)	-	(57,622)
Transactions with owners, in their capacity as owners					
Dividends paid or provided		-	-	-	-
Balance at 30 June 2021		<u>680,000</u>	<u>(205,740)</u>	<u>32,307</u>	<u>506,567</u>

Financial statements (continued)

Fairy Meadow Community Financial Services Limited
ABN 16 104 140 641
Statement of Cash Flows
for the year ended 30 June 2021

	Note	2021 \$	2020 \$
Cash flows from operating activities			
Receipts from customers		812,412	843,004
Payments to suppliers and employees		(744,353)	(766,780)
Interest paid		(33,255)	(33,011)
Interest received		2,622	4,209
Income tax (paid) / refunded		5,416	(27,288)
Sundry income		35,935	40,824
Net cash provided by operating activities	14a	<u>78,777</u>	<u>60,958</u>
Cash flows from investing activities			
Purchase of property, plant and equipment		(5,592)	(1,625)
Net (increase) / decrease in investments		(152,622)	(3,611)
Net cash flows from / (used in) investing activities		<u>(158,214)</u>	<u>(5,236)</u>
Cash flows from financing activities			
Repayment of lease liabilities		(55,775)	(54,374)
Dividends paid		-	(34,000)
Net cash provided by / (used in) financing activities		<u>(55,775)</u>	<u>(88,374)</u>
Net increase / (decrease) in cash held		<u>(135,212)</u>	<u>(32,652)</u>
Cash and cash equivalents at beginning of financial year		292,476	325,128
Cash and cash equivalents at end of financial year	5	<u>157,263</u>	<u>292,476</u>

Notes to the financial statements

Fairy Meadow Community Financial Services Limited
ABN 16 104 140 641
Notes to the Financial Statements
for the year ended 30 June 2021

These financial statements and notes represent those of Fairy Meadow Community Financial Services Limited.

Fairy Meadow Community Financial Services Limited ('the Company') is a company limited by shares, incorporated and domiciled in Australia.

The financial statements were authorised for issue by the Directors on 20 September 2021.

1. Summary of significant accounting policies

(a) Basis of preparation

These general purpose financial statements have been prepared in accordance with the Corporations Act 2001, Australian Accounting Standards and Interpretations of the Australian Accounting Standards Board and International Financial Reporting Standards as issued by the International Accounting Standards Board. the Company is a for profit entity for financial reporting purposes under Australian Accounting Standards. Material accounting policies adopted in the preparation of these financial statements are presented below and have been consistently applied unless stated otherwise.

The financial statements, except for cash flow information, have been prepared on an accruals basis and are based on historical costs, modified, where applicable, by the measurement at fair value of selected non current assets, financial assets and financial liabilities.

Economic dependency

The company has entered into a franchise agreement with Bendigo and Adelaide Bank Limited that governs the management of the **Community Bank®** branch at Fairy Meadow.

The branch operate as a franchise of Bendigo and Adelaide Bank Limited, using the name "Bendigo Bank", the logo, and systems of operation of Bendigo and Adelaide Bank Limited. the Company manages the Community Bank® branches on behalf of Bendigo and Adelaide Bank Limited, however all transactions with customers conducted through the Community Bank® branches are effectively conducted between the customers and Bendigo and Adelaide Bank Limited.

All deposits are made with Bendigo and Adelaide Bank Limited, and all personal and investment products are products of Bendigo and Adelaide Bank Limited, with the Company facilitating the provision of those products. All loans, leases or hire purchase transactions, issues of new credit or debit cards, temporary or bridging finance and any other transaction that involves creating a new debt, or increasing or changing the terms of an existing debt owed to Bendigo and Adelaide Bank Limited, must be approved by Bendigo and Adelaide Bank Limited. All credit transactions are made with Bendigo and Adelaide Bank Limited, and all credit products are products of Bendigo and Adelaide Bank Limited.

Notes to the financial statements (continued)

(a) Basis of preparation (continued)

Economic dependency (continued)

Bendigo and Adelaide Bank Limited provides significant assistance in establishing and maintaining the **Community Bank®** branch franchise operations. It also continues to provide ongoing management and operational support, and other assistance and guidance in relation to all aspects of the franchise operation, including advice in relation to:

- Advice and assistance in relation to the design, layout and fit out of the **Community Bank®** branch;
- Training for the Branch Managers and other employees in banking, management systems and interface protocol;
- Methods and procedures for the sale of products and provision of services;
- Security and cash logistic controls;
- Calculation of company revenue and payment of many operating and administrative expenses;
- The formulation and implementation of advertising and promotional programs; and
- Sale techniques and proper customer relations.

(b) Income tax

The income tax expense / (income) for the year comprises current income tax expense / (income) and deferred tax expense / (income).

Current income tax expense charged to profit or loss is the tax payable on taxable income. Current tax liabilities/(assets) are measured at the amounts expected to be paid to/(recovered from) the relevant taxation authority.

Deferred tax assets are recognised for all deductible temporary differences and unused tax losses to the extent that it is probable that taxable profit will be available against which the deductible temporary differences and losses can be utilised.

(c) Fair value of assets and liabilities

the Company may measure some of its assets and liabilities at fair value on either a recurring or non-recurring basis, depending on the requirements of the applicable Accounting Standard.

Fair value is the price the Company would receive to sell an asset or would have to pay to transfer a liability in an orderly (ie unforced) transaction between independent, knowledgeable and willing market participants at the measurement date.

As fair value is a market-based measure, the closest equivalent observable market pricing information is used to determine fair value. Adjustments to market values may be made having regard to the characteristics of the specific asset or liability. The fair value of assets and liabilities that are not traded in an active market are determined using one or more valuation techniques. These valuation techniques maximise, to the extent possible, the use of observable market data.

Notes to the financial statements (continued)

1. Summary of significant accounting policies (continued)

(c) Fair value of assets and liabilities (continued)

To the extent possible, market information is extracted from either the principal market for the asset or liability (ie the market with the greatest volume and level of activity for the asset or liability) or, in the absence of such a market, the most advantageous market available to the Company at the end of the reporting period (ie the market that maximises the receipts from the sale of the asset or minimises the payments made to transfer the liability, after taking into account transaction costs and transport costs).

For non-financial assets, the fair value measurement also takes into account a market participant's ability to use the asset in its highest and best use or to sell it to another market participant that would use the asset in its highest and best use.

(d) Property, plant and equipment

Each class of property, plant and equipment is carried at cost or fair value as indicated, less, where applicable, any accumulated depreciation and impairment losses.

Plant and equipment

Plant and equipment are measured on the cost basis and therefore carried at cost less accumulated depreciation and any accumulated impairment. In the event the carrying amount of plant and equipment is greater than the estimated recoverable amount, the carrying amount is written down immediately to the estimated recoverable amount and impairment losses are recognised in profit or loss. A formal assessment of recoverable amount is made when impairment indicators are present.

The carrying amount of plant and equipment is reviewed annually by Directors to ensure it is not in excess of the recoverable amount of these assets. The recoverable amount is assessed on the basis of the expected net cash flows that will be received from the asset's employment and subsequent disposal. The expected net cash flows have been discounted to their present values in determining recoverable amounts.

Subsequent costs are included in the assets carrying amount or recognised as a separate asset, as appropriate, only when it is probable that future economic benefits associated with the item will flow to the Company and the cost of the item can be measured reliably. All other repairs and maintenance are recognised as expenses in profit or loss during the financial period in which they are incurred.

Depreciation

The depreciable amount of all fixed assets including buildings and capitalised leased assets, is depreciated over the asset's useful life to the Company commencing from the time the asset is held ready for use. Leasehold improvements are depreciated over the shorter of either the unexpired period of the lease or the estimated useful lives of the improvements.

The depreciation rates used for each class of depreciable asset are:

<i>Class of asset</i>	<i>Rate</i>	<i>Method</i>
Leasehold improvements	10%	PC
Plant and equipment	10% - 30%	DV
Fixtures and Fittings	10% - 20%	DV

Notes to the financial statements (continued)

1. Summary of significant accounting policies (continued)

(d) Property, plant and equipment (continued)

The assets' residual values and useful lives are reviewed, and adjusted if appropriate, at the end of each reporting period.

An asset's carrying amount is written down immediately to its recoverable amount if the asset's carrying amount is greater than its estimated recoverable amount.

Gains and losses on disposals are determined by comparing proceeds with the carrying amount. These gains and losses are recognised in profit or loss in the period in which they arise. When revalued assets are sold, amounts included in the revaluation surplus relating to that asset are transferred to retained earnings.

(e) Impairment of assets

At the end of each reporting period, the Company assesses whether there is any indication that an asset may be impaired. The assessment will include the consideration of external and internal sources of information. If such an indication exists, an impairment test is carried out on the asset by comparing the recoverable amount of the asset, being the higher of the asset's fair value less cost to sell and value in use, to the asset's carrying amount. Any excess of the asset's carrying amount over its recoverable amount is recognised immediately in profit or loss, unless the asset is carried at a revalued amount in accordance with another Standard. Any impairment loss of a revalued asset is treated as a revaluation decrease in accordance with that other Standard.

(f) Goods and services tax (GST)

Revenues, expenses and assets are recognised net of the amount of GST, except where the amount of GST incurred is not recoverable from the Australian Taxation Office (ATO).

Receivables and payables are stated inclusive of the amount of GST receivable or payable. The net amount of GST recoverable from, or payable to, the ATO is included with other receivables or payables in the statement of financial position.

Cash flows are presented on a gross basis. The GST components of cash flows arising from investing or financing activities which are recoverable from, or payable to, the ATO are presented as operating cash flows included in receipts from customers or payments to suppliers.

(g) Employee benefits

Short-term employee benefits

Provision is made for the Company's obligation for short-term employee benefits. Short-term employee benefits are benefits (other than termination benefits) that are expected to be settled wholly before 12 months after the end of the annual reporting period in which the employees render the related service, including wages and salaries. Short-term employee benefits are measured at the (undiscounted) amounts expected to be paid when the obligation is settled.

The liability for annual leave is recognised in the provision for employee benefits. All other short term employee benefit obligations are presented as payables.

Notes to the financial statements (continued)

1. Summary of significant accounting policies (continued)

(g) Employee benefits (continued)

Other long-term employee benefits

Provision is made for employees' long service leave and annual leave entitlements not expected to be settled wholly within 12 months after the end of the annual reporting period in which the employees render the related service. Other long-term employee benefits are measured at the present value of the expected future payments to be made to employees. Expected future payments incorporate anticipated future wage and salary levels, durations of service and employee departures and are discounted at rates determined by reference to market yields at the end of the reporting period on government bonds that have maturity dates that approximate the terms of the obligations. Any remeasurement for changes in assumptions of obligations for other long-term employee benefits are recognised in profit or loss in the periods in which the changes occur.

The Company's obligations for long-term employee benefits are presented as non-current provisions in its statement of financial position, except where the Company does not have an unconditional right to defer settlement for at least 12 months after the end of the reporting period, in which case the obligations are presented as current provisions.

(h) Intangible assets

Establishment costs and franchise fees have been initially recorded at cost and amortised on a straight line basis at a rate of 20% per annum. The current amortisation charges for intangible assets are included under depreciation and amortisation in the Statement of Profit or Loss and Other Comprehensive Income.

(i) Cash and cash equivalents

Cash and cash equivalents include cash on hand, deposits available on demand with banks, other short-term highly liquid investments with original maturities of three months or less, and bank overdrafts. Bank overdrafts are reported within short-term borrowings in current liabilities in the statement of financial position.

(j) Revenue and other income

Revenue from contracts with customers

The core principle of AASB 15 is that revenue is recognised on a basis that reflects the transfer of promised goods or services to customers at an amount that reflects the consideration the Company expects to receive in exchange for those goods or services. Revenue is recognised by applying a five-step model as follows:

1. Identify the contract with the customer
2. Identify the performance obligations
3. Determine the transaction price
4. Allocate the transaction price to the performance obligations
5. Recognise revenue as and when control of the performance obligations is transferred

Generally the timing of the payment for sale of goods and rendering of services corresponds closely to the timing of satisfaction of the performance obligations, however where there is a difference, it will result in the recognition of a receivable, contract asset or contract liability.

None of the revenue streams of the Company have any significant financing terms as there is less than 12 months between receipt of funds and satisfaction of performance obligations.

Notes to the financial statements (continued)

1. Summary of significant accounting policies (continued)

Specific revenue streams

The Company recognises revenue from the following major source providing Community Bank[®] branch services under management rights to operate a franchised branch of Bendigo and Adelaide Bank Limited.

Provision of branch services

Revenue from the provision of branch services is recognised over the period in which the services are rendered. The contract for branch services are subject to a formal franchise agreement.

The agreement includes an enforceable right for the Company to receive payment for work performed to date based on the services provided based upon observable data and therefore the criteria for recognition of revenue over time is met.

The Company's payment terms are 30 days from the end of the month and accordingly there is no financing element to the services provided.

At the end of each month, the Company recognises a receivable as this represents the point in time at which the Company's right to consideration becomes unconditional as a Recipient Created Tax invoice (or equivalent) accompanies the services provided, as only the passage of time is required before payment is due.

Government COVID-19 stimulus income

Income received is recognised in the period in which it is incurred. This is generally consistent with the period the amounts became due.

Other income

Other income is recognised on an accruals basis when the Company is entitled to it.

Revenue is measured at the fair value of the consideration received or receivable after taking into account any discounts and volume rebates allowed. Revenue comprises service commissions and other income received by the Company.

Interest revenue is recognised on a time proportional basis that taken into account the effective yield on the financial asset.

All revenue is stated net of the amount of goods and services tax (GST).

(k) Financial instruments

Financial instruments are recognised initially on the date that the Company becomes party to the contractual provisions of the instrument.

On initial recognition, all financial instruments are measured at fair value plus transaction costs (except for instruments measured at fair value through profit or loss where transaction costs are expensed as incurred).

Notes to the financial statements (continued)

1. Summary of significant accounting policies (continued)

(i) **Financial assets**

All recognised financial assets are subsequently measured in their entirety at either amortised cost or fair value, depending on the classification of the financial assets.

Classification

On initial recognition, the Company classifies its financial assets as those to be measured at amortised cost. The classification depends on the Company's business model for managing the financial assets and the contractual terms of the cash flows.

Financial assets are not reclassified subsequent to their initial recognition unless the Company changes its business model for managing financial assets.

Amortised cost

Assets measured at amortised cost are financial assets where:

- the business model is to hold assets to collect contractual cash flows; and
- the contractual terms give rise on specified dates to cash flows are solely payments of principal and interest on the principal amount outstanding.

The Company's financial assets measured at amortised cost comprise trade and other receivables and cash and cash equivalents in the balance sheet.

Subsequent to initial recognition, these assets are carried at amortised cost using the effective interest rate method less provision for impairment.

Interest income and impairment are recognised in profit or loss. Gain or loss on derecognition is recognised in profit or loss.

Impairment of financial assets

Impairment of financial assets is recognised on an expected credit loss (ECL) basis for financial assets measured at amortised cost.

When determining whether the credit risk of a financial assets has increased significant since initial recognition and when estimating ECL, the Company considers reasonable and supportable information that is relevant and available without undue cost or effort. This includes both quantitative and qualitative information and analysis based on the Company's historical experience and informed credit assessment and including forward looking information.

The Company uses the presumption that an asset which is more than 30 days past due has seen a significant increase in credit risk.

The Company uses the presumption that a financial asset is in default when:

- the other party is unlikely to pay its credit obligations to the Company in full, without recourse to the Company to actions such as realising security (if any is held); or
- the financial asset is more than 90 days past due.

Credit losses are measured as the present value of the difference between the cash flows due to the Company in accordance with the contract and the cash flows expected to be received. This is applied using a probability weighted approach.

Notes to the financial statements (continued)

1. Summary of significant accounting policies (continued)

Trade receivables

Impairment of trade receivables have been determined using the simplified approach in AASB 9 which uses an estimation of lifetime expected credit losses. The Company has determined the probability of non payment of the receivable and multiplied this by the amount of the expected loss arising from default.

The amount of the impairment is recorded in a separate allowance account with the loss being recognised in finance expense. Once the receivable is determined to be uncollectable then the gross carrying amount is written off against the associated allowance.

Where the Company renegotiates the terms of trade receivables due from certain customers, the new expected cash flows are discounted at the original effective interest rate and any resulting difference to the carrying value is recognised in profit or loss.

Other financial assets measured at amortised cost

Impairment of other financial assets measured at amortised cost are determined using the expected credit loss model in AASB 9. On initial recognition of the asset, an estimate of the expected credit losses for the next 12 months is recognised. Where the asset has experienced significant increase in credit risk then the lifetime losses are estimated and recognised.

(ii) Financial liabilities

The Company measures all financial liabilities initially at fair value less transaction costs, subsequently financial liabilities are measured at amortised cost using the effective interest rate method.

The financial liabilities of the Company comprise trade payables and finance lease liabilities.

(I) Impairment of non-financial assets

At the end of each reporting period the Company determines whether there is an evidence of an impairment indicator for non-financial assets.

Where an indicator exists and regardless for indefinite life intangible assets and intangible assets not yet available for use, the recoverable amount of the asset is estimated.

Where assets do not operate independently of other assets, the recoverable amount of the relevant cash-generating unit (CGU) is estimated.

The recoverable amount of an asset or CGU is the higher of the fair value less costs of disposal and the value in use. Value in use is the present value of the future cash flows expected to be derived from an asset or cash-generating unit.

Where the recoverable amount is less than the carrying amount, an impairment loss is recognised in profit or loss.

Reversal indicators are considered in subsequent periods for all assets which have suffered an impairment loss.

Notes to the financial statements (continued)

1. Summary of significant accounting policies (continued)

(m) Issued capital

Ordinary shares are classified as equity.

Incremental costs directly attributable to the issue of new shares are shown in equity as a deduction from the proceeds.

(n) Dividends

Provision is made for the amount of any dividends declared being appropriately authorised and no longer at the discretion of the Company, on or before the end of the financial year, but not distributed at balance date.

(o) Comparative figures

When required by Accounting Standards comparative figures have been adjusted to conform to changes in presentation for the current financial year.

(p) Earnings per share

Basic earnings per share

Basic earnings per share is calculated by dividing the profit or loss attributable to owners of the Company, excluding any costs of servicing equity other than ordinary shares, by the weighted average number of ordinary shares outstanding during the year, adjusted for bonus elements in ordinary shares issues during the year.

(q) Leases

At inception of a contract, the Company assesses whether a lease exists - i.e. does the contract convey the right to control the use of an identified asset for a period of time in exchange for consideration.

This involves an assessment of whether:

- The contract involves the use of an identified asset - this may be explicitly or implicitly identified within the agreement. If the supplier has a substantive substitution right then there is no identified asset.
- The Company has the right to obtain substantially all of the economic benefits from the use of the asset throughout the period of use.
- The Company has the right to direct the use of the asset i.e. decision making rights in relation to changing how and for what purpose the asset is used.

Lease incentives under operating leases are recognised as a liability and amortised on a straight-line basis over the life of the lease term.

Lessee accounting

The non-lease components included in the lease agreement have been separated and are recognised as an expense as incurred.

Notes to the financial statements (continued)

1. Summary of significant accounting policies (continued)

Lessee accounting (continued)

At the lease commencement, the Company recognises a right-of-use asset and associated lease liability for the lease term. The lease term includes extension periods where the Company believes it is reasonably certain that the option will be exercised.

The right-of-use asset is measured using the cost model where cost on initial recognition comprises of the lease liability, initial direct costs, prepaid lease payments, estimated cost of removal and restoration less any lease incentives received.

The right-of-use asset is depreciated over the lease term on a straight-line basis and assessed for impairment in accordance with the impairment of assets accounting policy.

The lease liability is initially measured at the present value of the remaining lease payments at the commencement of the lease. The discount rate is the rate implicit in the lease, however where this cannot be readily determined then the Company's incremental borrowing rate is used.

Subsequent to initial recognition, the lease liability is measured at amortised cost using the effective interest rate method. The lease liability is remeasured whether there is a lease modification, change in estimate of the lease term or index upon which the lease payments are based (e.g. CPI) or a change in the Company's assessment of lease term.

Where the lease liability is remeasured, the right-of-use asset is adjusted to reflect the remeasurement or is recorded in profit or loss if the carrying amount of the right-of-use asset has been reduced to zero.

(r) Critical accounting estimates and judgements

The Directors evaluate estimates and judgements incorporated into the financial statements based on historical knowledge and best available current information. Estimates assume a reasonable expectation of future events and are based on current trends and economic data, obtained both externally and within the Company. Estimates and judgements are reviewed on an ongoing basis. Revision to accounting estimates are recognised in the period in which the estimates are revised and in any future periods affected. The estimates and judgements that have a significant risk of causing material adjustments to the carrying values of assets and liabilities are as follows:

Estimation of useful lives of assets

The Company determines the estimated useful lives and related depreciation and amortisation charges for its property, plant and equipment and intangible assets. The depreciation and amortisation charge will increase where useful lives are less than previously estimated lives.

Employee benefits provision

Assumptions are required for wage growth and CPI movements. The likelihood of employees reaching unconditional service is estimated. The timing of when employee benefit obligations are to be settled is also estimated.

Notes to the financial statements (continued)

1. Summary of significant accounting policies (continued)

(r) Critical accounting estimates and judgements (continued)

Income tax

The Company is subject to income tax. Significant judgement is required in determining the deferred tax asset. Deferred tax assets are recognised only when it is considered sufficient future profits will be generated. The assumptions made regarding future profits is based on the Company's assessment of future cash flows.

Impairment of property, plant and equipment

The Company assesses impairment at the end of each reporting period by evaluating conditions specific to the Company that may be indicative of impairment triggers. Recoverable amounts of relevant assets are reassessed using value-in-use calculations which incorporate various key assumptions.

Receivables

The receivables at reporting date have been reviewed to determine whether there is any objective evidence that any of the receivables are impaired. An impairment provision is included for any receivable where the entire balance is not considered collectible. The impairment provision is based on the best information at the reporting date.

Notes to the financial statements (continued)

	2021 \$	2020 \$
2. Revenue and other income		
<i>Revenue from contracts with customers</i>		
- services commissions	<u>697,267</u>	<u>740,131</u>
	<u>697,267</u>	<u>740,131</u>
<i>Other income</i>		
- Government subsidies	35,935	59,893
- interest received	3,553	4,209
- other income	<u>18,750</u>	<u>25,488</u>
	<u>58,238</u>	<u>89,589</u>
Total revenue	<u>755,505</u>	<u>829,720</u>

Disaggregation of revenue from contracts with customers

Revenue from contracts with customers has been disaggregated, the following table shows this breakdown:

	2021 \$	2020 \$
Timing of revenue recognition		
- At a point in time	-	-
- Over time	<u>697,267</u>	<u>740,131</u>
Revenue from contracts with customers	<u>697,267</u>	<u>740,131</u>

3. Expenses

Profit before income tax includes the following specific expenses:

<i>Employee benefits expense</i>		
- wages and salaries	458,192	448,017
- superannuation costs	36,394	47,507
- other costs	<u>11,067</u>	<u>25,960</u>
	<u>505,653</u>	<u>521,483</u>
<i>Depreciation and amortisation</i>		
<i>Depreciation</i>		
- plant and equipment	10,467	5,397
- leasehold improvements	<u>10,114</u>	<u>10,493</u>
	<u>20,581</u>	<u>15,890</u>
<i>Amortisation</i>		
- franchise fees	<u>13,184</u>	<u>13,184</u>
Total depreciation and amortisation	<u>33,765</u>	<u>29,074</u>
<i>Finance costs</i>		
- Interest paid	11	14
<i>Bad and doubtful debts expenses</i>	60	196
<i>Auditor's remuneration</i>		
<i>Remuneration of the Auditor for:</i>		
- Audit or review of the financial report	<u>12,000</u>	<u>10,510</u>

Notes to the financial statements (continued)

	2021 \$	2020 \$
4. Income tax		
Current tax expense / (income)	-	-
	-	-
a. Prima facie tax payable		
The prima facie tax on profit / (loss) from ordinary activities before income tax is reconciled to the income tax expense as follows:		
Prima facie tax on profit / (loss) before income tax at 26% (2020: 27.5%)	(14,982)	(1,510)
Add tax effect of:		
- Changes in temporary differences	4,705	10,231
Less tax effect of:		
- Non-taxable income	(9,343)	(16,470)
Losses carried forward, not recognised [note 1 (r)]	19,620	7,750
Income tax attributable to the entity	-	-
The applicable weighted average effective tax rate is	0.00%	0.00%
b. Current tax liability		
Current tax relates to the following:		
<i>Current tax liabilities / (assets)</i>		
Opening balance	-	21,873
Income tax paid	-	(21,873)
Current tax	-	-
Under / (over) provision prior years	-	-
	-	-
c. Tax losses		
Unused tax losses for which no deferred tax asset has been recognised	103,641	28,181
Potential tax benefit @26% (2020: 27.5%)	26,947	7,750
The unused tax losses can be carried forward indefinitely. See notes 1(b) and 1(r) for information about the non-recognition of tax losses and significant judgements made in relation to them.		
5. Cash and cash equivalents		
Cash at bank and on hand	157,263	292,476
	157,263	292,476
6. Trade and other receivables		
Current		
Trade receivables	63,100	68,823
Other receivables	2,004	25,558
	65,104	94,381

Notes to the financial statements (continued)

6. Trade and other receivables (continued)

Credit risk

The main source of credit risk relates to a concentration of trade receivables owing by Bendigo and Adelaide Bank Limited, which is the source of the majority of the Company's income.

The following table details the Company's trade and other receivables exposed to credit risk (prior to collateral and other credit enhancements) with ageing analysis and impairment provided for thereon. Amounts are considered as "past due" when the debt has not been settled, within the terms and conditions agreed between the company and the customer or counterparty to the transaction. Receivables that are past due are assessed for impairment by ascertaining solvency of the debtors and are provided for where there are specific circumstances indicating that the debt may not be fully repaid to the Company.

The balances of receivables that remain within initial trade terms (as detailed in the table below) are considered to be high credit quality.

	Gross amount	Past due and impaired	Past due but not impaired			Not past due
	\$	\$	< 30 days	31-60 days	> 60 days	\$
2020						
Trade receivables	68,823	-	-	-	-	68,823
Other receivables	25,558	-	-	-	-	25,558
Total	94,381	-	-	-	-	94,381
2021						
Trade receivables	63,100	-	-	-	-	63,100
Other receivables	2,004	-	-	-	-	2,004
Total	65,104	-	-	-	-	65,104
					2021	2020
					\$	\$

7. Financial assets

Amortised cost assets

Term deposits	366,874	214,252
	<u>366,874</u>	<u>214,252</u>

The effective interest rate on short-term bank deposits was between 0.3% and 0.9% (2020: 1.55%); these deposits have a maturity of between 213 and 365 days.

8. Other assets

Prepayments	12,700	12,149
	<u>12,700</u>	<u>12,149</u>

Notes to the financial statements (continued)

	2021 \$	2020 \$
9. Property, plant and equipment		
<i>Leasehold improvements</i>		
At cost	114,151	114,151
Less accumulated depreciation	<u>(74,595)</u>	<u>(64,481)</u>
	39,556	49,670
<i>Fixtures and Fittings</i>		
At cost	109,908	104,316
Less accumulated depreciation	<u>(97,496)</u>	<u>(89,528)</u>
	12,412	14,788
<i>Plant and equipment</i>		
At cost	92,751	92,751
Less accumulated depreciation	<u>(82,408)</u>	<u>(79,909)</u>
	10,343	12,842
Total property, plant and equipment	<u>62,311</u>	<u>77,300</u>
Movements in carrying amounts		
<i>Leasehold improvements</i>		
Balance at the beginning of the reporting period	49,670	60,163
Depreciation expense	<u>(10,114)</u>	<u>(10,493)</u>
Balance at the end of the reporting period	39,556	49,670
<i>Fixtures and Fittings</i>		
Balance at the beginning of the reporting period	14,788	17,931
Additions	5,592	-
Depreciation expense	<u>(7,968)</u>	<u>(3,143)</u>
Balance at the end of the reporting period	12,412	14,788
<i>Plant and equipment</i>		
Balance at the beginning of the reporting period	12,842	13,471
Additions	-	1,625
Depreciation expense	<u>(2,499)</u>	<u>(2,254)</u>
Balance at the end of the reporting period	10,343	12,842
Total property, plant and equipment		
Balance at the beginning of the reporting period	77,300	91,565
Additions	5,592	1,625
Depreciation expense	<u>(20,581)</u>	<u>(15,890)</u>
Balance at the end of the reporting period	<u>62,311</u>	<u>77,300</u>

Notes to the financial statements (continued)

	2021 \$	2020 \$
10. Intangible assets		
<i>Franchise fee</i>		
At cost	65,919	65,919
Less accumulated amortisation	(35,157)	(21,973)
Total intangible assets	30,762	43,946
Movements in carrying amounts		
<i>Franchise fee</i>		
Balance at the beginning of the reporting period	43,946	57,130
Amortisation expense	(13,184)	(13,184)
Balance at the end of the reporting period	30,762	43,946
11. Trade and other payables		
Current		
<i>Unsecured liabilities:</i>		
Trade creditors	15,873	6,811
Other creditors and accruals	50,633	43,889
	66,506	50,700
Non-current		
<i>Unsecured liabilities</i>		
Other creditors	15,772	31,544
Total trade and other payables	82,278	82,244
The average credit period on trade and other payables is one month.		
12. Provisions		
Current		
Annual leave	30,887	36,828
Long service leave	15,331	13,324
	46,218	50,152
Non-current		
Long service leave	20,582	19,007
Make good provision	43,708	41,419
	64,289	60,426
Total provisions	110,507	110,578
13. Share capital		
680,000 Ordinary shares fully paid	680,000	680,000
	680,000	680,000

Notes to the financial statements (continued)

13. Share capital (continued)	2021 \$	2020 \$
Movements in share capital		
Fully paid ordinary shares:		
At the beginning of the reporting period	680,000	680,000
Shares issued during the year	-	-
At the end of the reporting period	<u>680,000</u>	<u>680,000</u>

Ordinary shares participate in dividends and the proceeds on winding up of the Company in proportion to the number of shares held. At the shareholders' meetings each shareholder is entitled to one vote when a poll is called, or on a show of hands. The Company does not have authorised capital or par value in respect of its issued shares. All issued shares are fully paid. All shares rank equally with regard to the Company's residual assets.

Capital management

The Board's policy is to maintain a strong capital base so as to sustain future development of the Company. The Board of Directors monitors the return on capital and the level of dividends to shareholders. Capital is represented by total equity as recorded in the Statement of Financial Position.

In accordance with the franchise agreement, in any 12 month period, the funds distributed to shareholders shall not exceed the Distribution Limit.

The Board is managing the growth of the business in line with this requirement. There are no other externally imposed capital requirements, although the nature of the Company is such that amounts will be paid in the form of charitable donations and sponsorship. Charitable donations and sponsorship paid can be seen in the Statement of Profit or Loss and Comprehensive Income.

There were no changes in the Company's approach to capital management during the year.

14. Cash flow information	2021 \$	2020 \$
(a) Reconciliation of cash flow from operations with profit after income tax		
Profit / (loss) after income tax	(57,622)	(5,490)
Non-cash flows in profit		
- Depreciation	94,525	87,008
- Amortisation	15,473	15,352
Changes in assets and liabilities		
- (Increase) / decrease in trade and other receivables	23,862	(23,661)
- (increase) / decrease in prepayments and other assets	(551)	427
- Increase / (decrease) in trade and other payables	33	(16,515)
- Increase / (decrease) in current tax liability	5,416	(21,873)
- Increase / (decrease) in provisions	(2,359)	25,710
Net cash flows from operating activities	<u>78,777</u>	<u>60,958</u>

15. Reserves

This reserve records the net undistributed profit from the year ending 30 June 2019 which is available for distribution at a later time.

Notes to the financial statements (continued)

	2021 \$	2020 \$
16. Earnings per share		
Basic (loss / earnings per share (cents))	(8.47)	(0.81)
Earnings used in calculating basic and diluted earnings per share	(57,622)	(5,490)
Weighted average number of ordinary shares used in calculating basic and diluted earnings per share.	680,000	680,000

17. Key management personnel and related party disclosures

(a) Key management personnel

Any person(s) having authority or responsibility for planning, directing or controlling the activities of the entity, directly or indirectly including any Director (whether executive or otherwise) of that company is considered key management personnel.

The totals of remuneration paid to key management personnel of the Company during the year are as follows:

	2021 \$	2020 \$
Short-term employee benefits	122,638	120,105
Post-employment benefits	9,363	9,117
Other long-term benefits	3,471	12,008
Share-based payments	-	-
Total key management personnel compensation	<u>135,472</u>	<u>141,230</u>

(b) Other related parties

Other related parties include close family members of key management personnel and entities that are controlled or jointly controlled by those key management personnel, individually or collectively with their close family members.

(c) Transactions with key management personnel and related parties

No key management personnel or related party has entered into any contracts with the Company. No Director fees have been paid as the positions are held on a voluntary basis.

The Fairy Meadow Community Financial Services Limited has accepted the Bendigo and Adelaide Bank Limited's **Community Bank®** Directors Privileges package. The package is available to all Directors who can elect to avail themselves of the benefits based on their personal banking with the branch. There is no requirement to own Bendigo and Adelaide Bank Limited shares and there is no qualification period to qualify to utilise the benefits.

The package mirrors the benefits currently available to Bendigo and Adelaide Bank Limited shareholders. The Directors have estimated the total benefits received from the Directors Privilege Package to be trivial.

(d) Key management personnel shareholdings

No Directors or key management personnel held any ordinary shares in the Company during the current or comparative financial year.

Notes to the financial statements (continued)

17. Key management personnel and related party disclosures (continued)

(e) Other key management transactions

There has been no other transactions involving equity instruments other than those described above.

18. Events after the reporting period

There have been no events after the end of the financial year that would materially affect the financial statements.

19. Contingent liabilities and contingent assets

There were no contingent liabilities or assets at the date of this report to affect the financial statements.

20. Operating segments

The Company operates in the financial services sector where it provides banking services to its clients. The company operates in one geographic area being the Illawarra, NSW. The company has a franchise agreement in place with Bendigo and Adelaide Bank Limited who account for 100% of the revenue (2020: 100%).

21. Commitments

Refer to note 26 for information on leases.

22. Company details

The registered office and principal place of business is 37-39 Princes Highway, Fairy Meadow NSW 2519.

23. Dividends paid or provided for on ordinary shares

Dividends paid or provided for during the year

No dividends were paid or proposed by the Company during the period. (2020: nil per share).

Franking account	2021 \$	2020 \$
The franking credits available for subsequent financial years at a tax rate of 27.5%	26,047	26,047

The above available balance is based in the dividend franking account balance at year-end adjusted for:

- (a) Franking credits that will arise from the payment of the current tax liabilities;
- (b) Franking debits that will arise from the payment of dividends recognised as a liability at the year end.

24. Fair value measurements

The carrying amounts of assets and liabilities recorded in the financial statements represent their fair values, as determined in accordance with the accounting policies disclosed in note 1 to the financial statements.

Notes to the financial statements (continued)

25. Financial risk management

Financial risk management policies

The Board of Directors has overall responsibility for the establishment and oversight of the risk management framework. The Board has established an Governance Committee which reports regularly to the Board.

Specific financial risk exposure and management

The main risks the Company is exposed to through its financial instruments are credit risk, liquidity risk and market risk consisting of interest rate risk and other price risk. There have been no substantial changes in the types of risks the Company is exposed to, how the risks arise, or the Board's objectives, policies and processes for managing or measuring the risks from the previous period.

The Company's financial instruments consist mainly of deposits with banks, short term investments, account receivables and payables, bank overdraft and loans. The totals for each category of financial instruments measured in accordance with AASB 139 *Financial Instruments: Recognition and Measurement* as detailed in the accounting policies are as follows:

	Note	2021 \$	2020 \$
Financial assets			
Cash and cash equivalents	5	157,263	292,476
Trade and other receivables	6	65,104	94,381
Financial assets	7	366,874	214,252
Total financial assets		<u>589,240</u>	<u>601,109</u>
Financial liabilities			
Trade and other payables check values	11	82,278	82,244
Total financial liabilities		<u>82,278</u>	<u>82,244</u>

(a) Credit risk

Exposure to credit risk relating to financial assets arises from the potential non-performance by counterparties of contract obligations that could lead to a financial loss to the Company.

Credit risk is managed through maintaining procedures ensuring, to the extent possible, that clients and counterparties to transactions are of sound credit worthiness. Such monitoring is used in assessing receivables for impairment. Credit terms for normal fee income are generally 30 days from the date of invoice. For fees with longer settlements, terms are specified in the individual client contracts. In the case of loans advanced, the terms are specific to each loan.

Credit risk exposures

The maximum exposure to credit risk by class of recognised financial assets at the end of the reporting period is equivalent to the carrying amount and classification of those financial assets as presented in the table above.

The Company has significant concentrations of credit risk with Bendigo and Adelaide Bank Limited. the Company's exposure to credit risk is limited to Australia by geographic area.

None of the assets of the Company are past due (2020: nil past due) and based on historic default rates, the Company believes that no impairment allowance is necessary in respect of assets not past due.

The Company limits its exposure to credit risk by only investing in liquid securities with Bendigo and Adelaide Bank Limited and therefore credit risk is considered minimal.

Notes to the financial statements (continued)

25. Financial risk management (continued)

(b) Liquidity risk

Liquidity risk is the risk that the Company will not be able to meet its financial obligations as they fall due. the Company ensures it will have enough liquidity to meet its liabilities when due under both normal and stressed conditions. Liquidity management is carried out within the guidelines set by the Board.

Typically, the Company maintains sufficient cash on hand to meet expected operational expenses, including the servicing of financial obligations. This excludes the potential impact of extreme circumstances that cannot reasonably be predicted, such as natural disasters.

The table below reflects an undiscounted contractual maturity analysis for financial liabilities.

Cash flows realised from financial assets reflect management's expectation as to the timing of realisation. Actual timing may therefore differ from that disclosed. The timing of cash flows presented in the table to settle financial liabilities reflects the earliest contractual settlement dates and does not reflect management's expectations that banking facilities will be rolled forward.

Financial liability and financial asset maturity analysis:

	Weighted average interest rate %	Total \$	Within 1 year \$	1 to 5 years \$	Over 5 years \$
30 June 2021					
Financial assets					
Cash and cash equivalents	1%	157,263	157,263	-	-
Trade and other receivables	0%	65,104	65,104	-	-
Financial assets	3%	366,874	366,874	-	-
Total anticipated inflows		<u>589,240</u>	<u>589,240</u>	<u>-</u>	<u>-</u>
Financial liabilities					
Trade and other payables	0%	<u>82,278</u>	<u>66,506</u>	<u>15,772</u>	<u>-</u>
Total expected outflows		<u>82,278</u>	<u>66,506</u>	<u>15,772</u>	<u>-</u>
Net inflow / (outflow) on financial instruments		<u>506,962</u>	<u>522,734</u>	<u>(15,772)</u>	<u>-</u>
	Weighted average interest rate %	Total \$	Within 1 year \$	1 to 5 years \$	Over 5 years \$
30 June 2020					
Financial assets					
Cash and cash equivalents	1%	292,475	292,475	-	-
Trade and other receivables	0%	94,381	94,381	-	-
Financial assets	3%	214,252	214,252	-	-
Total anticipated inflows		<u>601,108</u>	<u>601,108</u>	<u>-</u>	<u>-</u>
Financial liabilities					
Trade and other payables	0%	<u>82,244</u>	<u>50,700</u>	<u>31,544</u>	<u>-</u>
Total expected outflows		<u>82,244</u>	<u>50,700</u>	<u>31,544</u>	<u>-</u>
Net inflow / (outflow) on financial instruments		<u>518,864</u>	<u>550,408</u>	<u>(31,544)</u>	<u>-</u>

Notes to the financial statements (continued)

25. Financial risk management (continued)

(c) Market risk

Market risk is the risk that changes in market prices, such as interest rates, will affect the Company's income or the value of its holdings of financial instruments. The objective of market risk management is to manage and control market risk exposures within acceptable parameters.

Exposure to interest rate risk arises on financial assets and financial liabilities recognised at the end of the reporting period whereby a future change in interest rates will affect future cash flows or the fair value of fixed rate financial instruments.

The financial instruments that primarily expose the Company to interest rate risk are fixed interest securities, cash and cash equivalents.

Sensitivity analysis

The following table illustrates sensitivities to the Company's exposures to changes in interest rates and equity prices. The table indicates the impact on how profit and equity values reported at the end of the reporting period would have been affected by changes in the relevant risk variable that management considers to be reasonably possible.

These sensitivities assume that the movement in a particular variable is independent of other variables.

	Profit \$	Equity \$
Year ended 30 June 2021		
+/- 1% in interest rates (interest income)	5,241	5,241
	<u>5,241</u>	<u>5,241</u>
	Profit \$	Equity \$
Year ended 30 June 2020		
+/- 1% in interest rates (interest income)	5,067	5,067
	<u>5,067</u>	<u>5,067</u>

There have been no changes in any of the methods or assumptions used to prepare the above sensitivity analysis from the prior year.

The Company has no exposure to fluctuations in foreign currency.

(d) Price risk

The Company is not exposed to any material price risk.

26. Leases

Company as a lessee

The Company has leases over its office premises. The Company has chosen not to apply AASB 16 to leases of intangible assets. Information relating to the leases in place and associated balances and transactions are provided below.

Terms and conditions of leases:

The property premises lease is for 60 months, with CPI increases each year, with options to extend for 5 years. The agreement includes a make-good clause to restore the leased premise to its former condition upon lease termination.

Notes to the financial statements (continued)

	2021 \$	2020 \$
26. Leases (continued)		
Year end 30 June 2020		
Balance at beginning of year	604,496	-
Adjustment to right-of-use assets	81,347	-
Additions to right-of-use assets	-	675,614
Depreciation charge	(73,944)	(71,118)
Balance at end of year	611,899	604,496

Statement of Profit or Loss and Other Comprehensive Income

The amounts recognised in the statement of profit or loss and other comprehensive income relating to leases where the Company is a lessee are shown below:

	2021 \$	2020 \$
Depreciation expense	(73,944)	(71,118)
Interest expense	(33,255)	(35,181)
	(106,299)	(106,299)

Statement of Cash Flows

Total cash outflow for leases	89,029	87,385
-------------------------------	---------------	---------------

Note 27 – Events after the end of the reporting period

The financial report was authorised for issue on 20 September 2021 by the Board of Directors.


As a result of the evolving nature of the COVID-19 outbreak and the rapidly evolving government policies of restrictive measures put in place to contain it, as at the date of these financial statements, the Company is not in a position to reasonably estimate the financial effects of the COVID-19 outbreak on the future financial performance and financial position of the Company. Other than the current disclosures, there has not been any other matter or circumstance occurring subsequent to the end of the financial year that has significantly affected, or may significantly affect, the operations of the Company, the result of those operations, or the state of affairs of the Company in subsequent financial periods.


Directors' declaration

In accordance with a resolution of the Directors of Fairy Meadow Community Financial Services Limited, the Directors of the Company declare that:

1. The financial statements and notes, as set out on pages 6 to 33 are in accordance with the *Corporations Act 2001* and:
 - (i) comply with Australian Accounting Standards which, as stated in accounting policy Note 1(a) to the financial statements, constitutes compliance with International Financial Reporting Standards (IFRS); and
 - (ii) give a true and fair view of the Company's financial position as at 30 June 2021 and of the performance for the year ended on that date;
2. In the Directors' opinion there are reasonable grounds to believe that the Company will be able to pay its debts as and when they become due and payable.
3. The audited remuneration disclosures set out in the remuneration report section of the Directors' report comply with Accounting Standard *AASB124 Related Party Disclosures* and the *Corporations Regulations 2001*.

This resolution is made in accordance with a resolution of the Board of Directors.


.....
Anthony Rodwell-Ball
Director


.....
Anthony O'Connor
Director

Signed at Fairy Meadow on 20 September 2021

Independent audit report



Independent Audit Report to the members of Fairy Meadow Community Financial Services Limited

Report on the Audit of the Financial Report

Opinion

We have audited the financial report of Fairy Meadow Community Financial Services Limited ("the Company") which comprises the statement of financial position as at 30 June 2021, the statement of profit or loss and other comprehensive income, the statement of changes in equity and statement of cash flows for the year then ended, and notes to the financial statements including a summary of significant accounting policies and the directors' declaration.

In our opinion, the accompanying financial report of the Company is in accordance with the *Corporations Act 2001*, including:

- (i) giving a true and fair view of the Company's financial position as at 30 June 2021 and of its financial performance for the year ended; and
- (ii) complying with Australian Accounting Standards and the *Corporations Regulations 2001*.

Basis for Opinion

We conducted our audit in accordance with Australian Auditing Standards. Our responsibilities under those standards are further described in the *Auditor's Responsibilities for the Audit of the Financial Report* section of our report. We are independent of the Company in accordance with the auditor independence requirements of the *Corporations Act 2001* and the ethical requirements of the Accounting Professional and Ethical Standards Board's APES 110 *Code of Ethics for Professional Accountants* (the Code) that are relevant to our audit of the financial report in Australia. We have also fulfilled our other ethical responsibilities in accordance with the Code.

We believe that the audit evidence we have obtained is sufficient and appropriate to provide a basis for our opinion.

Information Other than the Financial Report and Auditor's Report

The directors are responsible for the other information. The other information obtained at the date of this auditor's report is included in the Directors' report for the year ended 30 June 2021, but does not include the financial report and our auditor's report thereon.

Our opinion on the financial report does not cover the other information and accordingly we do not express any form of assurance conclusion thereon.

Wollongong
PO Box 333
Wollongong NSW 2520
☎ 02 4229 6477
✉ wollongong@daley.com.au

Bowral
PO Box 1032
Bowral NSW 2576
☎ 02 4862 1082
✉ bowral@daley.com.au

Sydney
PO Box 903
Sydney NSW 2001
☎ 02 8236 8177
✉ sydney@daley.com.au

daley.com.au
ABN 43 152 844 291
Liability limited by a
Scheme approved under
Professional Standards
Legislation.



In connection with our audit of the financial report, our responsibility is to read the other information and, in doing so, consider whether the other information is materially inconsistent with the financial report or our knowledge obtained in the audit or otherwise appears to be materially misstated.

If, based on the work we have performed on the other information obtained prior to the date of this auditor's report, we conclude that there is a material misstatement of this other information, we are required to report that fact. We have nothing to report in this regard.

Responsibilities of Directors for the Financial Report

The directors of the Company are responsible for the preparation of the financial report that gives a true and fair view in accordance with Australian Accounting Standards and the *Corporations Act 2001* and for such internal control as the directors determine is necessary to enable the preparation of the financial report that gives a true and fair view and is free from material misstatement, whether due to fraud or error.

In preparing the financial report, the directors are responsible for assessing the Company's ability to continue as a going concern, disclosing, as applicable, matters related to going concern and using the going concern basis of accounting unless the directors either intend to liquidate the Company or to cease operations, or have no realistic alternative but to do so.

Auditor's Responsibilities for the Audit of the Financial Report

Our objectives are to obtain reasonable assurance about whether the financial report as a whole is free from material misstatement, whether due to fraud or error, and to issue an auditor's report that includes our opinion. Reasonable assurance is a high level of assurance but is not a guarantee that an audit conducted in accordance with Australian Auditing Standards will always detect a material misstatement when it exists. Misstatements can arise from fraud or error and are considered material if, individually or in the aggregate, they could reasonably be expected to influence the economic decisions of users taken on the basis of the financial report.

A further description of our responsibilities for the audit of the financial report is located at the Auditing and Assurance Standards Board website at: https://www.auasb.gov.au/auditors_responsibilities/ar4.pdf. This description forms part of our auditor's report.

We also provide the directors with a statement that we have complied with relevant ethical requirements regarding independence, and to communicate with them all relationships and other matters that may reasonably be thought to bear on our independence, and where applicable, related safeguards.

Report on the Remuneration Report

Opinion on the Remuneration Report

We have audited the Remuneration Report included on page 4 of the directors' report for the year ended 30 June 2021.

In our opinion, the Remuneration Report of Fairy Meadow Community Financial Services Limited, for the year ended 30 June 2021, complies with section 300A of the *Corporations Act 2001*.

Independent audit report (continued)

Responsibilities

The directors of the Company are responsible for the preparation and presentation of the Remuneration Report in accordance with section 300A of the *Corporations Act 2001*. Our responsibility is to express an opinion on the Remuneration Report, based on our audit conducted in accordance with Australian Auditing Standards


Daley Audit


Michael Mundt
Partner

Wollongong
20 September 2021

Liability limited by a scheme approved under Professional Standards Legislation

Community Bank • Wollongong

37-39 Princes Highway, Fairy Meadow NSW 2519

Phone: 02 4284 8277 Fax: 02 4284 7869

Email: wollongongmailbox@bendigoadelaide.com.au

Web: bendigobank.com.au/wollongong



[/communitybankwollongong](https://www.facebook.com/communitybankwollongong)

Franchisee:

Fairy Meadow Community Financial Services Limited

ABN: 16 104 140 641

37-39 Princes Highway, Fairy Meadow NSW 2519

Phone: 02 4284 8277 Fax: 02 4284 7869

(BNPAR21019) (10/21)