


2018 –
2019

Annual Report



Forreestfield & Districts Community Financial Services Limited

ABN 94 094 967 978

ACN 094 967 978

Franchisee -

Forreestfield Community Bank
Shop 6 & 7 Forreestfield Forum
Strelitzia Avenue, Forreestfield
Phone 08 9359 0711
ForreestfieldMailbox@bendigobank.com.au

High Wycombe Community Bank
Shop 4
High Wycombe Village Shopping Centre
Kalamunda Road, High Wycombe
Phone 08 9352 8430
HighWycombeMailbox@bendigobank.com.au

Contents

Part 1

Chair's Report

Senior Branch Manager's Report

Director's Report

Schedule of Dividends Paid

Schedule of Grants, Donations,
Sponsorships

Part 2

Financial Statements

Notes to the Financial Statements

Directors' Declaration

Independent Audit Report

Auditor's Independence Declaration

Organisations sponsored in 2018/2019



\$100,000 Grant for Scott Reserve Lighting Upgrade




Bendigo Bank Piggy presenting awards at the
121st Kalamunda Agricultural Show



Supporting our local community sporting clubs
through the Forresterfield & Districts Sporting Clubs
Community Raffle

Forrestfield & Districts Community Financial Services Limited

A.C.N 094 967 978



Chair's Report

Dear Shareholder,

It is with great pleasure that I present this report on behalf of the Directors of Forrestfield & Districts Community Services Ltd.

Existing revenues have been subdued due to continued falling in interest rates and the trend of borrowers paying down debt and discharging mortgages. As it is likely, the effect of tight economic conditions that will continue for the foreseeable future the Board has continued to look for ways to grow and diversify our business.

I would like to thank Drago Tomas and our wonderful staff for their efforts this year. It is because of these efforts that our community benefits in so many ways. The Bendigo Brand is the third trusted brand and most trusted Bank in Australia, so I invite all shareholders to visit one of our branches, meet with our staff and let them help with you with all your banking requirements.

The Board has conducted a review of our community relations and sponsorships policies. We do such wonderful work with our financial support of our community but find that the community still doesn't understand who we are, what we do and that it is by people and business's banking with us that we are in turn able to support them. The Board welcomes Adeline Calcott as our Community Engagement Officer who will tell our story throughout the community and liaise with all community groups giving us greater exposure which we believe will create opportunities for our staff to financially grow our business. This will enable us to increase our community support.

We have invested a total of \$2,289,294 in our community. We donated \$120,000 to Gilgandra Community Bank NSW to support their community which is now in their third year of drought and in need of support, so their local businesses survive thus enabling the community to survive. \$75,000 was used as gift cards by needy families to purchase everyday needs e.g. food, \$25,000 was used for mental wellbeing e.g. social gatherings for local farmers and \$20,000 for a school IT program similar to the programs we have rolled out in our community. Gilgandra Community added \$20,000 to the IT program. Also, we have invested \$45,110 by partnering 7 local schools in our Stem and Robotics Grant and working with Curtin University to provide greater learning opportunities for our local students.

The Bendigo and Adelaide Community Bank network now has 328 Branches. I would like to thank the Bendigo and Adelaide Bank Perth team for their continued support this year and look forward to working with them to grow our business.

This year saw the retirement of our Treasurer, Peter Scarfe. Peter has been a diligent Treasurer for our business and on behalf of us all I sincerely thank him for his efforts. Our Company Secretary, Elizabeth Lee has added the treasurer role to her duties, and I thank Liz for her for the work in these important roles. Also thank you to my fellow Directors on another busy year. We will continue to look for opportunities for business growth.

Phillip Mutter
Chair

Forrestfield & Districts Community Financial Services Limited

A.C.N 094 967 978



Senior Branch Manager's Report

Welcome to the 2019 Annual Report for Forrestfield & Districts Community Financial Services Limited.

Forrestfield and High Wycombe **Community Bank**[®] branches continue to be successful although enduring tough trading conditions in an equally challenging market.

We see ourselves as a real alternative to the major banks and we're capitalizing on that goodwill and uncertainty that exists within the banking sector.

The move to digital banking is exciting and Bendigo and Adelaide Bank has committed to making this a priority. We're already ahead when it comes to our online offerings. For those customers who don't want to step into a traditional bank, that's great news and we're looking forward to advances in this area by Bendigo and Adelaide Bank.

For those people who want to continue the tradition of coming into the branch, we're not going anywhere. We're still here and we're committed to helping you over the counter with all of your banking needs.

Our vision is to develop deep relationships and long-lasting partnerships within the community to appropriately reward our local community and our shareholders.

A huge thank you goes out to all of our clients and shareholders who remain our most valuable asset, and who continue to support the **Community Bank**[®] concept and therefore, ensure the ongoing success of the **Community Bank**[®] network.

I would like to thank all of our staff for their continued dedication and professionalism, which has contributed to the success of both **Community Bank**[®] branches.

Drago Tomas
Senior Branch Manager

Forrestfield & Districts Community Financial Services Limited

A.C.N 094 967 978



Schedule of Dividends Paid

RECORD OF DIVIDENDS PAID					
Financial Year	Total Dividend Amount	Amount Per Share (cts)Cents	No of Shareholders	Share Type	Date Paid
2001/02	.00				
2002/03	.00				
2003/04	\$27,140.50	5.00	603	Unfranked	31/01/2005
2004/2005	\$57,537.86	10.60	590	Unfranked	16/06/2006
2005/2006	\$58,080.67	10.70	583	Franked	27/02/2007
2006/2007	\$72,356.65	13.33	582	Franked	31/01/2008
2007/2008	\$85,981.10	15.84	578	Franked	11/03/2009
2008/2009	\$118,603.98	21.85	577	Franked	04/02/2010
2009/2010	\$56,017.99	10.32	565	Franked	04/02/2011
2010/2011	\$271,405.00	50.00	556	Franked	27/12/2011
2011/2012	\$86,849.60	16.00	552	Franked	16/01/2013
2012/2013	\$86,849.60	16.00	549	Franked	28/01/2014
2013/2014	\$75,993.40	14.00	551	Franked	19/01/2015
2014/2015	\$37,996.70	7.00	551	Franked	28/02/2016
2015/2016	\$21,712.40	4.00	551	Franked	09/02/2017
2016/2017	\$43,424.80	8.00	551	Franked	05/02/2018
2017/2018	\$54,281.00	10.00	549	Franked	07/02/2019
PROGRESSIVE TOTAL	\$1,154,231.25				

Forrestfield & Districts Community Financial Services Limited

A.C.N 094 967 978



Schedule of Grants, Donations & Sponsorships Paid

RECORD OF COMMUNITY CONTRIBUTIONS PAID				
Financial Year	Grants	Sponsorships	Donations	Total \$
2004/05	Combined			9,518
2005/06	"			28,557
2006/2007	"			51,225
2007/2008	"			115,044
2008/2009	"			75,092
2009/2010	"			71,501
2010/2011	"			149,994
2011/2012	"			152,000
2012/2013	"			175,000
2013/2014	"			581,489
2014/2015	"			124,383
2015/2016	"			109,325
2016/2017	"			254,623
2017/2018	"			116,633
2018/2019	"			274,910
TOTAL				2,289,294

Part 2 – Financial Report

Financial Statements

**Notes to the Financial
Statements**

Directors' Declaration

Independent Audit Report

**Auditor's Independence
Declaration**

**FORRESTFIELD & DISTRICTS COMMUNITY FINANCIAL
SERVICES LIMITED**
A.C.N 094 967 978

FINANCIAL STATEMENTS
FOR THE YEAR ENDED 30 JUNE 2019

Forrestfield & Districts Community Financial Services Limited

A.C.N 094 967 978

TABLE OF CONTENTS

	<u>Page</u>
Financial Statements	
Directors' Report	1-6
Auditor's Independence Declaration	7
Independent Auditor's Report	8-9
Directors' Declaration	10
Statement of Comprehensive Income	11
Statement of Financial Position	12
Statement of Changes in Equity	13
Statement of Cash Flows	14
Notes to the Financial Statements	15-33

Forrestfield & Districts Community Financial Services Limited

A.C.N 094 967 978

Directors Report

For the Year Ended 30 June 2019

The Directors present their report together with the financial report of the company for the financial year ended 30 June 2019. The information in the preceding operating and financial review forms part of this Directors' report for the financial year ended 30 June 2019 and is to be read in conjunction with the following information.

1. General information

Directors

The names and qualifications of the company's directors who held office during the year or at the date of this report are:

i) Phillip Bradley Mutter

Position: Chair

Occupation: Newsagent in Forrestfield since 1996

Background Information: Member of Lotteries Commission's Agents Panel 1997. Director of two privately owned companies. Formerly a farmer for 25 years.

Interest in shares and options: 2,500 shares

ii) Colleen Bitmead

Position: Deputy Chair

Occupation: Businesswoman

Background Information: Director of 3 privately owned companies, superannuation fund manager and Founder of Women's Powder Room. Has lived in the area for over 20 years.

Interest in shares and options: 9,500 shares

iii) Brian Gordon

Position: Non-Executive Director

Occupation: Company Director

Background Information: Holds a doctorate in business administration and is the Managing Director of two private companies and a Director of The Behaviour Change Collaborative Pty Ltd. Brian enjoys an extensive history in the running of not for profits and in the development of social policy through Parliamentary standing committees.

Interest in shares and options: Nil

Forrestfield & Districts Community Financial Services Limited

A.C.N 094 967 978

Directors Report (Cont'd)
For the Year Ended 30 June 2019

iv) Elizabeth Taylor

Position: Non-Executive Director

Occupation: Businesswoman

Background Information: Principal of Creating Quality Communities, Elizabeth has had 28 years experience in local government and 23 years experience in statutory planning covering the whole of the State. She has also 36 years experience in running two separate businesses, was previously on the Executive Committee of WALGA and had 3 years Chairing of the Community Aviation Consultation Group (Perth Airport). Elizabeth is a current member and Treasurer for Regional Development Australia (Federal).

Interest in shares and options: Nil

v) Sarah Hopkins

Position: Non-Executive Director

Occupation: Human Resources Manager

Background Information: B.A Law, former recipient of Bendigo Bank Scholarship. Currently works in human resources within the NDIS, local resident for 20 years.

Interest in shares and options: Nil

vi) Stuart Meachem (resigned 21 January 2019)

Position: Non-Executive Director

Occupation: Educator

Background Information: Deputy Principal, Wattle Grove Primary School since 2011. A high performing local Independent Public School. WA Primary School of the Year in 2014. 19 years experience in local schools. Over 30 years in education. Previously 10 years experience in Structural Engineering, Industrial and Graphic Design.

Interest in shares and options: Nil

Forrestfield & Districts Community Financial Services Limited

A.C.N 094 967 978

Directors Report (Cont'd)
For the Year Ended 30 June 2019

vii) Elizabeth Lee

Position: Company Secretary

Background Information: Ms Lee has over 20 years experience in the areas of corporate governance and company secretarial functions. Ms Lee has held company secretarial positions for Phosphate Resources Limited, Macmahon Holdings Limited, Lend Lease Primelife Limited, Macquarie Bank Limited and Austock Group Limited. Ms Lee holds a Bachelor of Business majoring in Finance and Business Law from Edith Cowan University and a Graduate Diploma in Corporate Governance from Governance Institute of Australia.

Interest in shares and options: Nil

Meeting of Directors

During the financial year, 13 meetings of directors were held. Attendance by each director during the year was as follows:

Names of Directors	Directors' Meetings	
	Number eligible to attend	Number attended
Colleen Bitmead	13	11
Phillip Mutter	13	12
Brian Gordon	13	10
Elizabeth Taylor	13	13
Sarah Hopkins	13	11
Stuart Meachem (resigned 21 January 2019)	6	5

Directors were in office for this entire year unless otherwise stated.

(a) Directors' benefits

Phillip Mutter, proprietor of Nextra Paper Place News Agency provided stationery to the company. The details of the transaction are disclosed in note 19.

No other director has received or become entitled to receive, during or since the end of the financial year, a benefit because of a contract made by the company, controlled entity or related body corporate with a Director, a firm which a Director is a member or an entity in which a Director has a substantial financial interest. This statement excludes a benefit included in the aggregate amount of emoluments received or due and receivable by Directors shown in the financial report, or the fixed salary of a full-time employee of the company, controlled entity or related body corporate.

Forrestfield & Districts Community Financial Services Limited

A.C.N 094 967 978

Directors Report (Cont'd)
For the Year Ended 30 June 2019

(b) Principal Activities

The principal activities of the company during the course of the financial year were in providing Community Bank® services under management rights to operate a franchised branch of Bendigo and Adelaide Bank Limited. There were no significant changes in the nature of the company's principal activity.

2. Business review

(a) Operating Results

The profit from ordinary activities of Forrestfield & Districts Community Financial Services Limited for the financial year after providing for income tax amounted to \$80,716 (2018: \$163,094).

(b) Dividends

A fully franked dividend of \$54,281 (2018: \$43,773) was declared and paid during the year.

(c) Review of Operations

A review of the operations of the company during the financial year and the results of those operations found that the company is on a sound footing with both Forrestfield and High Wycombe branches doing within expectations.

3. Remuneration Report

Director fees paid or otherwise made available to the Directors of the company during the year ended 30 June 2019 and 30 June 2018 were as follows:

	2019 \$	2018 \$
Phillip Mutter	9,176	8,554
Colleen Bitmead	8,988	9,610
Brian Gordon	6,369	5,459
Elizabeth Taylor	6,369	5,459
Sarah Hopkins	6,369	5,459
Stuart Meachem (resigned 21 January 2019)	2,729	5,459
Total Remuneration	40,000	40,000

For the purposes of this Report, the Board has decided that the only key management personnel of the company are the Directors.

4. Other Items

(a) Significant Changes in State of Affairs

No significant changes in the company's state of affairs occurred during the financial year.

Forrestfield & Districts Community Financial Services Limited

A.C.N 094 967 978

Directors Report (Cont'd)
For the Year Ended 30 June 2019

(b) Events Subsequent to the End of the Reporting Period

No matters or circumstances have arisen since the end of the financial year which significantly affected or may significantly affect the operations of the company, the results of those operations or the state of affairs of the company for the financial year in which this report is made.

(c) Future Developments

Likely developments in the operations of the company and the expected results of those operations in future financial years have not been included in this report as the inclusion of such information is likely to result in unreasonable prejudice to the company.

(d) Environmental Regulations

The company's operations are not regulated by any significant environmental regulation under a law of the Commonwealth or of a State or Territory

5. Options

No options over issued shares or interests in the company were granted during or since the end of the financial year and there were no options outstanding at the date of this report.

6. Indemnifying Officers or Auditors

The company has paid premiums to insure directors and officers against liabilities for costs and expenses incurred by them in defending legal proceedings arising from their conduct while acting in the capacity as directors and officers of the company. No Indemnities have been given or insurance premiums paid, during or since the end of the financial year, for auditor of the company.

7. Proceedings on Behalf of Company

No person has applied for leave of Court to bring proceedings on behalf of the company or intervene in any proceedings to which the company is a party for the purpose of taking responsibility on behalf of the company for all or any part of those proceedings.

The company was not a party to any such proceedings during the year.

8. Auditor's Independence Declaration

A copy of the auditor's independence declaration as required under section 307C of the *Corporations Act 2001* is included within these financial statements.

9. Auditor

RSM Australia Partners continues in office in accordance with section 327 of the *Corporations Act 2001*.

Forrestfield & Districts Community Financial Services Limited

A.C.N 094 967 978

Directors Report (Cont'd)

For the Year Ended 30 June 2019

Signed in accordance with a resolution of the Board of Directors:



**PHILLIP MUTTER
DIRECTOR (CHAIR)**

DATED THIS 25TH DAY OF SEPTEMBER 2019



**COLLEEN BITMEAD
DIRECTOR (DEPUTY CHAIR)**

RSM Australia Partners

Level 32, Exchange Tower
2 The Esplanade Perth WA 6000
GPO Box R1253 Perth WA 6844

T +61 (0) 8 9261 9100
F +61 (0) 8 9261 9111

www.rsm.com.au


AUDITOR'S INDEPENDENCE DECLARATION

As lead auditor for the audit of the financial report of Forrestfield & Districts Community Financial Services Limited for the year ended 30 June 2019, I declare that, to the best of my knowledge and belief, there have been no contraventions of:

- (i) the auditor independence requirements of the *Corporations Act 2001* in relation to the audit; and
- (ii) any applicable code of professional conduct in relation to the audit.



RSM AUSTRALIA PARTNERS



TUTU PHONG
Partner

Perth, WA
Dated: 25 September 2019

RSM Australia Partners

Level 32, Exchange Tower
2 The Esplanade Perth WA 6000
GPO Box R1253 Perth WA 6844

T +61(0) 8 92619100
F +61(0) 8 92619111

www.rsm.com.au

**INDEPENDENT AUDITOR'S REPORT
TO THE MEMBERS OF
FORRESTFIELD & DISTRICTS COMMUNITY FINANCIAL SERVICES LIMITED**

Opinion

We have audited the financial report of Forrestfield & Districts Community Financial Services Limited (the Company), which comprises the statement of financial position as at 30 June 2019, the statement of comprehensive income, the statement of changes in equity and the statement of cash flows for the year then ended, and notes to the financial statements, including a summary of significant accounting policies, and the directors' declaration.

In our opinion, the accompanying financial report of the Company is in accordance with the Corporations Act 2001, including:

- (i) giving a true and fair view of the Company's financial position as at 30 June 2019 and of its financial performance for the year then ended; and
- (ii) complying with Australian Accounting Standards and the Corporations Regulations 2001.

Basis for Opinion

We conducted our audit in accordance with Australian Auditing Standards. Our responsibilities under those standards are further described in the *Auditor's Responsibilities for the Audit of the Financial Report* section of our report. We are independent of the Company in accordance with the auditor independence requirements of the Corporations Act 2001 and the ethical requirements of the Accounting Professional and Ethical Standards Board's APES 110 *Code of Ethics for Professional Accountants* (the Code) that are relevant to our audit of the financial report in Australia. We have also fulfilled our other ethical responsibilities in accordance with the Code.

We confirm that the independence declaration required by the Corporations Act 2001, which has been given to the directors of the Company, would be in the same terms if given to the directors as at the time of this auditor's report.

We believe that the audit evidence we have obtained is sufficient and appropriate to provide a basis for our opinion.

THE POWER OF BEING UNDERSTOOD
AUDIT | TAX | CONSULTING

RSM Australia Partners is a member of the RSM network and trades as RSM. RSM is the trading name used by the members of the RSM network. Each member of the RSM network is an independent accounting and consulting firm which practices in its own right. The RSM network is not itself a separate legal entity in any jurisdiction.

RSM Australia Partners ABN 36 965 185 036

Liability limited by a scheme approved under Professional Standards Legislation

Other Information

The directors are responsible for the other information. The other information comprises the directors' report for the year ended 30 June 2019, but does not include the financial report and the auditor's report thereon.

Our opinion on the financial report does not cover the other information and accordingly we do not express any form of assurance conclusion thereon.

In connection with our audit of the financial report, our responsibility is to read the other information and, in doing so, consider whether the other information is materially inconsistent with the financial report or our knowledge obtained in the audit or otherwise appears to be materially misstated.

If, based on the work we have performed, we conclude that there is a material misstatement of this other information, we are required to report that fact. We have nothing to report in this regard.

Responsibilities of the Directors for the Financial Report

The directors of the Company are responsible for the preparation of the financial report that gives a true and fair view in accordance with Australian Accounting Standards and the Corporations Act 2001 and for such internal control as the directors determine is necessary to enable the preparation of the financial report that gives a true and fair view and is free from material misstatement, whether due to fraud or error.

In preparing the financial report, the directors are responsible for assessing the ability of the Company to continue as a going concern, disclosing, as applicable, matters related to going concern and using the going concern basis of accounting unless the directors either intend to liquidate the Company or to cease operations, or have no realistic alternative but to do so.


Auditor's Responsibilities for the Audit of the Financial Report

Our objectives are to obtain reasonable assurance about whether the financial report as a whole is free from material misstatement, whether due to fraud or error, and to issue an auditor's report that includes our opinion. Reasonable assurance is a high level of assurance, but is not a guarantee that an audit conducted in accordance with the Australian Auditing Standards will always detect a material misstatement when it exists. Misstatements can arise from fraud or error and are considered material if, individually or in the aggregate, they could reasonably be expected to influence the economic decisions of users taken on the basis of this financial report.

A further description of our responsibilities for the audit of the financial report is located at the Auditing and Assurance Standards Board website at: http://www.auasb.gov.au/auditors_responsibilities/ar4.pdf. This description forms part of our auditor's report.



RSM AUSTRALIA PARTNERS



TUTU PHONG
Partner

Perth, WA
Dated: 25 September 2019

Forrestfield & Districts Community Financial Services Limited

A.C.N 094 967 978

Directors' Declaration

The directors of the company declare that:

1. The financial statements and notes are in accordance with the Corporations Act 2001, including:
 - (a) comply with Australian Accounting Standards, which as stated in Note 1, constitutes compliance with International Financial Reporting Standards; and
 - (b) giving a true and fair view of the financial position as at 30 June 2019 and of the performance for the year ended on that date of the company.
2. In the directors' opinion, there are reasonable grounds to believe that the company will be able to pay its debts as and when they become due and payable.

This declaration is made in accordance with a resolution of the Board of Directors.



**PHILLIP MUTTER
DIRECTOR (CHAIR)**



**COLLEEN BITMEAD
DIRECTOR (DEPUTY CHAIR)**

DATED THIS 25TH DAY OF SEPTEMBER 2019

Forrestfield & Districts Community Financial Services Limited

A.C.N 094 967 978

Statement of Comprehensive Income For the Year Ended 30 June 2019

	Note	2019 \$	2018 \$
Revenue from ordinary activities	2	2,016,374	2,034,661
Employee benefits expense		(982,592)	(1,046,782)
Depreciation and amortisation		(80,890)	(84,892)
Leasing of computer hardware and software and rental of computer lines expenses		(96,016)	(94,072)
Other expenses	3	(749,415)	(629,191)
Profit before income tax		107,461	179,724
Income tax (expense)	4	(26,745)	(16,630)
Profit after income tax		80,716	163,094
Other comprehensive income		-	-
Total comprehensive income for the year		80,716	163,094
Earnings per share:			
Basic earnings per share (cents)		14.87	30.05

The accompanying notes form part of these financial statements.

Forrestfield & Districts Community Financial Services Limited

A.C.N 094 967 978

Statement of Financial Position
As at 30 June 2019

	Note	2019 \$	2018 \$
CURRENT ASSETS			
Cash and Cash Equivalents	6	1,795,574	1,669,134
Trade and Other Receivables	7	205,403	188,874
Other Current Assets	8	15,088	19,477
TOTAL CURRENT ASSETS		2,016,065	1,877,485
NON CURRENT ASSETS			
Plant and Equipment	9	81,468	130,955
Deferred Tax Asset	13	42,574	39,136
Intangible Assets	10	19,132	50,536
TOTAL NON CURRENT ASSETS		143,174	220,627
TOTAL ASSETS		2,159,239	2,098,112
CURRENT LIABILITIES			
Trade and Other Payables	11	155,296	136,874
Employee Benefits	12	113,632	100,654
Provision for Income Tax	13	4,893	-
TOTAL CURRENT LIABILITIES		273,821	237,528
NON CURRENT LIABILITIES			
Provisions	12	32,058	33,659
TOTAL LIABILITIES		305,879	271,187
NET ASSETS		1,853,360	1,826,925
EQUITY			
Issued Capital	15	537,815	537,815
Retained Earnings	17	1,315,545	1,289,110
TOTAL EQUITY		1,853,360	1,826,925

The accompanying notes form part of these financial statements.

Forrestfield & Districts Community Financial Services Limited

A.C.N 094 967 978

Statement of Changes in Equity For the Year Ended 30 June 2019

	Note	Issued Capital \$	Retained Earnings \$	Total \$
Balance at 1 July 2018		537,815	1,289,110	1,826,925
Profit for the year		-	80,716	80,716
Total comprehensive income for the year		-	80,716	80,716
Transaction with owners, in their capacity as owners:				
Dividends paid	5	-	(54,281)	(54,281)
Balance at 30 June 2019		537,815	1,315,545	1,853,360
Balance at 1 July 2017		537,815	1,169,789	1,707,604
Profit for the year		-	163,094	163,094
Total comprehensive income for the year		-	163,094	163,094
Transaction with owners, in their capacity as owners:				
Dividends paid	5	-	(43,773)	(43,773)
Balance at 30 June 2018		537,815	1,289,110	1,826,925

The accompanying notes form part of these financial statements.

Forrestfield & Districts Community Financial Services Limited

A.C.N 094 967 978

Statement of Cash Flows For The Year Ended 30 June 2019

	Note	2019 \$	2018 \$
Cash from operating activities:			
Receipts from customers		1,889,124	1,941,925
Payments to suppliers and employees		(1,798,061)	(1,831,313)
Other revenue		81,517	75,008
Interest income		29,204	27,367
Income tax paid		(25,291)	-
Net cash from operating activities	14	<u>176,493</u>	<u>212,987</u>
Cash flows from investing activities:			
Purchase of plant and equipment		-	(5,256)
Proceeds from sale of plant and equipment		-	21,818
Net cash from investing activities		<u>-</u>	<u>16,562</u>
Cash flows from financing activities:			
Dividends paid		(50,053)	(40,489)
Net cash used in financing activities		<u>(50,053)</u>	<u>(40,489)</u>
Net increase / (decrease) in cash held		126,440	189,060
Cash and cash equivalents at beginning of financial year		1,669,134	1,480,074
Cash and cash equivalents at end of financial year		<u>1,795,574</u>	<u>1,669,134</u>

The accompanying notes form part of these financial statements.

Forrestfield & Districts Community Financial Services Limited

A.C.N 094 967 978

Notes to the Financial Statements For the Year Ended 30 June 2019

The financial statements cover Forrestfield & Districts Community Financial Services Limited as an individual entity. Forrestfield & Districts Community Financial Services Limited is an unlisted public company, incorporated and domiciled in Australia.

1 Summary of Significant Accounting Policies

Basis of Preparation

The financial report is a general purpose financial report that has been prepared in accordance with Australian Accounting Standards, Australian Accounting Interpretations, other authoritative pronouncements of the Australian Accounting Standards Board ("AASB") and the *Corporations Act 2001*.

Australian Accounting Standards set out accounting policies that the AASB has concluded would result in a financial report containing relevant and reliable information about transactions, events and conditions. Compliance with Australian Accounting Standards ensures that the financial statements and notes also comply with International Financial Reporting Standards. Material accounting policies adopted in the preparation of this financial report are presented below and have been consistently applied, unless otherwise stated.

The financial report has been prepared on an accruals basis and is based on historic costs, modified, where applicable, by the measurement at fair value of selected non-current assets, financial assets and financial liabilities.

Income Tax

The income tax expense (revenue) for the year comprises current income tax expense (income) and deferred tax expense (income).

Current income tax expense charged to the profit or loss is the tax payable on taxable income calculated using applicable income tax rates enacted, or substantially enacted, as at reporting date. Current tax liabilities (assets) are therefore measured at the amounts expected to be paid to (recovered from) the relevant taxation authority.

Deferred income tax expenses reflects movements in deferred tax assets and deferred tax liability balances during the year as well as unused tax losses.

Current and deferred income tax expense (income) is charged or credited outside profit or loss when the tax relates to items that are recognised outside profit or loss.

Deferred tax assets and liabilities are ascertained based on temporary differences arising between the tax bases of assets and liabilities and their carrying amounts in the financial statements. Deferred tax assets also result where amounts have been fully expensed but future tax deductions are available. No deferred income tax will be recognised from the initial recognition of an asset or liability, excluding a business combination, where there is no effect on accounting or taxable profit or loss.

Forrestfield & Districts Community Financial Services Limited

A.C.N 094 967 978

Notes to the Financial Statements
For the Year Ended 30 June 2019

1 Summary of Significant Accounting Policies (cont'd)

Income Tax (cont'd)

Deferred tax assets and liabilities are calculated at the tax rates that are expected to apply to the period when the asset is realised or the liability is settled, based on tax rates enacted or substantively enacted at reporting date. Their measurement also reflects the manner in which management expects to recover or settle the carrying amount of the related asset or liability.

Deferred tax assets relating to temporary differences and unused tax losses are recognised only to the extent that it is probable that future taxable profit will be available against which the benefits of the deferred tax asset can be utilised.

Current tax assets and liabilities are offset where a legally enforceable right of set-off exists and it is intended that net settlement or simultaneous realisation and settlement of the respective asset and liability will occur. Deferred tax assets and liabilities are offset where a legally enforceable right of set-off exists, the deferred tax assets and liabilities relate to income taxes levied by the same taxation authority on either the same taxable entity or different taxable entities where it is intended that net settlement or simultaneous realisation and settlement of the respective asset and liability will occur in future periods in which significant amounts of deferred tax assets or liabilities are expected to be recovered or settled.

Plant and Equipment

Each class of plant and equipment is carried at cost or fair value less, where applicable, any accumulated depreciation and impairment losses.

Plant and equipment are measured on the cost basis less depreciation and impairment losses.

The carrying amount of plant and equipment is reviewed annually by directors to ensure it is not in excess of the recoverable amount from these assets. The recoverable amount is assessed on the basis of the expected net cash flows that will be received from the assets employment and subsequent disposal.

Depreciation

The depreciable amount of all fixed assets, but excluding freehold land, is depreciated over their useful lives to the company commencing from the time the asset is held ready for use. Leasehold improvements are depreciated over the shorter of either the unexpired period of the lease or the estimated useful lives of the improvements.

The depreciation rates used for each class of depreciable assets are:

<u>Class of Fixed Asset</u>	<u>Depreciation Rate</u>
Office Equipment, Furniture & fittings	3.75% - 20.00% diminishing value/prime cost
Leasehold Improvements	10.00% prime cost
Motor Vehicles	22.5% diminishing value

Forrestfield & Districts Community Financial Services Limited

A.C.N 094 967 978

Notes to the Financial Statements
For the Year Ended 30 June 2019

1 Summary of Significant Accounting Policies (cont'd)

Intangibles

The franchise fee and established costs paid by the company pursuant to a franchise agreement with the Bendigo and Adelaide Bank is being amortised over the initial five (5) year period of the agreement, being the period of expected economic benefits of the franchise fee and costs.

Employee Benefits

Provision is made for the company's liability for employee benefits arising from services rendered by employees to balance date. Employee benefits that are expected to be settled within one year have been measured at the amounts expected to be paid when the liability is settled, plus related on-costs. Employee benefits payable later than one year have been measured at present value of the estimated future cash outflows to be made for those benefits. Contributions are made by the company for employees' superannuation in accordance with the SGC legislation and are charged as an expense when incurred.

Cash and Cash Equivalents

Cash and cash equivalents include cash on hand, deposits held at call with banks, and other short-term highly liquid investments with original maturities of three months or less. Bank overdrafts are shown within borrowings in current liabilities on the statement of financial position.

Revenue

Revenue from contracts with customers

Revenue is recognised at an amount that reflects the consideration to which the company is expected to be entitled in exchange for transferring goods or services to a customer. For each contract with a customer, the company: identifies the contract with a customer; identifies the performance obligations in the contract; determines the transaction price which takes into account estimates of variable consideration and the time value of money; allocates the transaction price to the separate performance obligations on the basis of the relative stand-alone selling price of each distinct good or service to be delivered; and recognises revenue when or as each performance obligation is satisfied in a manner that depicts the transfer to the customer of the goods or services promised.

Variable consideration within the transaction price, if any, reflects concessions provided to the customer such as discounts, rebates and refunds, any potential bonuses receivable from the customer and any other contingent events. Such estimates are determined using either the 'expected value' or 'most likely amount' method. The measurement of variable consideration is subject to a constraining principle whereby revenue will only be recognised to the extent that it is highly probable that a significant reversal in the amount of cumulative revenue recognised will not occur. The measurement constraint continues until the uncertainty associated with the variable consideration is subsequently resolved. Amounts received that are subject to the constraining principle are recognised as a refund liability.

Rendering of services

Revenue from a contract to provide services is recognised over time as the services are rendered based on either a fixed price or an hourly rate.

Interest

Interest revenue is recognised as interest accrues using the effective interest method.

Other revenue

Other revenue is recognised when it is received or when the right to receive payment is established.

Forrestfield & Districts Community Financial Services Limited

A.C.N 094 967 978

Notes to the Financial Statements
For the Year Ended 30 June 2019

1 Summary of Significant Accounting Policies (cont'd)

Investment and other financial assets

Investments and other financial assets are initially measured at fair value. Transaction costs are included as part of the initial measurement, except for financial assets at fair value through profit or loss. Such assets are subsequently measured at either amortised cost or fair value depending on their classification. Classification is determined based on both the business model within which such assets are held and the contractual cash flow characteristics of the financial asset unless, an accounting mismatch is being avoided.

Financial assets are derecognised when the rights to receive cash flows have expired or have been transferred and the company has transferred substantially all the risks and rewards of ownership. When there is no reasonable expectation of recovering part or all of a financial asset, its carrying value is written off.

Financial assets at fair value through profit or loss

Financial assets not measured at amortised cost or at fair value through other comprehensive income are classified as financial assets at fair value through profit or loss. Typically, such financial assets will be either: (i) held for trading, where they are acquired for the purpose of selling in the short-term with an intention of making a profit, or a derivative; or (ii) designated as such upon initial recognition where permitted. Fair value movements are recognised in profit or loss.

Financial assets at fair value through other comprehensive income

Financial assets at fair value through other comprehensive income include equity investments which the company intends to hold for the foreseeable future and has irrevocably elected to classify them as such upon initial recognition.

Impairment of financial assets

The company recognises a loss allowance for expected credit losses on financial assets which are either measured at amortised cost or fair value through other comprehensive income. The measurement of the loss allowance depends upon the company's assessment at the end of each reporting period as to whether the financial instrument's credit risk has increased significantly since initial recognition, based on reasonable and supportable information that is available, without undue cost or effort to obtain.

Impairment of Non-Financial Assets

Goodwill and other intangible assets that have an indefinite useful life are not subject to amortisation and are tested annually for impairment, or more frequently if events or changes in circumstances indicate that they might be impaired. Other non-financial assets are reviewed for impairment whenever events or changes in circumstances indicate that the carrying amount may not be recoverable. An impairment loss is recognised for the amount by which the asset's carrying amount exceeds its recoverable amount.

Recoverable amount is the higher of an asset's fair value less costs of disposal and value-in-use. The value-in-use is the present value of the estimated future cash flows relating to the asset using a pre-tax discount rate specific to the asset or cash-generating unit to which the asset belongs. Assets that do not have independent cash flows are grouped together to form a cash-generating unit.

Forrestfield & Districts Community Financial Services Limited

A.C.N 094 967 978

Notes to the Financial Statements
For the Year Ended 30 June 2019

1 Summary of Significant Accounting Policies (cont'd)

Critical accounting estimates and judgments

The preparation of the financial statements requires management to make judgements, estimates and assumptions that affect the reported amounts in the financial statements. Management continually evaluates its judgements and estimates in relation to assets, liabilities, contingent liabilities, revenue and expenses. Management bases its judgements, estimates and assumptions on historical experience and on other various factors, including expectations of future events, management believes to be reasonable under the circumstances. The resulting accounting judgements and estimates will seldom equal the related actual results. Management did not identify any judgements, estimates and assumptions that have a significant risk of causing a material adjustment to the carrying amounts of assets and liabilities within the next financial year.

Goods and Services Tax (GST)

Revenues, expenses and assets are recognised net of the amount of GST, except where the amount of GST incurred is not recoverable from the Australian Taxation Office. In these circumstances, the GST is recognised as part of the cost of acquisition of the asset or as part of an item of the expense. Receivables and payables in the statement of financial position are shown inclusive of GST.

Cash flows are presented in the statement of cash flows on a gross basis, except for the GST component of investing and financing activities, which are disclosed as operating cash flows.

Comparative Figures

When required by Accounting Standards, comparative figures have been adjusted to conform to changes in the presentation for the current financial year.

Issued capital

Ordinary shares are classified as equity.

Incremental costs directly attributable to the issue of new shares or options are shown in equity as a deduction, net of tax, from the proceeds.

Dividends

Dividends are recognized when declared during the financial year and no longer at the discretion of the company.

Forrestfield & Districts Community Financial Services Limited

A.C.N 094 967 978

Notes to the Financial Statements
For the Year Ended 30 June 2019

1 Summary of Significant Accounting Policies (cont'd)

Current and non-current classification

Assets and liabilities are presented in the statement of financial position based on current and non-current classification.

An asset is classified as current when: it is either expected to be realised or intended to be sold or consumed in the company's normal operating cycle; it is held primarily for the purpose of trading; it is expected to be realised within 12 months after the reporting period; or the asset is cash or cash equivalent unless restricted from being exchanged or used to settle a liability for at least 12 months after the reporting period. All other assets are classified as non-current.

A liability is classified as current when: it is either expected to be settled in the company's normal operating cycle; it is held primarily for the purpose of trading; it is due to be settled within 12 months after the reporting period; or there is no unconditional right to defer the settlement of the liability for at least 12 months after the reporting period. All other liabilities are classified as non-current.

Deferred tax assets and liabilities are always classified as non-current.

Leases

The determination of whether an arrangement is or contains a lease is based on the substance of the arrangement and requires an assessment of whether the fulfilment of the arrangement is dependent on the use of a specific asset or assets and the arrangement conveys a right to use the asset.

A distinction is made between finance leases, which effectively transfer from the lessor to the lessee substantially all the risks and benefits incidental to the ownership of leased assets, and operating leases, under which the lessor effectively retains all such risks and benefits.

Finance leases are capitalised. A lease asset and liability are established at the fair value of the leased assets, or if lower, the present value of minimum lease payments. Lease payments are allocated between the principal component of the lease liability and the finance costs, so as to achieve a constant rate of interest on the remaining balance of the liability.

Leased assets acquired under a finance lease are depreciated over the asset's useful life or over the shorter of the asset's useful life and the lease term if there is no reasonable certainty that the company will obtain ownership at the end of the lease term.

Operating lease payments, net of any incentives received from the lessor, are charged to profit or loss on a straight-line basis over the term of the lease.

Trade and other payables

These amounts represent liabilities for goods and services provided to the company prior to the end of the financial year and which are unpaid. Due to their short-term nature they are measured at amortised cost and are not discounted. The amounts are unsecured and are usually paid within 30 days of recognition.

Forrestfield & Districts Community Financial Services Limited

A.C.N 094 967 978

Notes to the Financial Statements For the Year Ended 30 June 2019

1 Summary of Significant Accounting Policies (cont'd)

Provisions

Provisions are recognised when the company has a present (legal or constructive) obligation as a result of a past event, it is probable the company will be required to settle the obligation, and a reliable estimate can be made of the amount of the obligation. The amount recognised as a provision is the best estimate of the consideration required to settle the present obligation at the reporting date, taking into account the risks and uncertainties surrounding the obligation. If the time value of money is material, provisions are discounted using a current pre-tax rate specific to the liability. The increase in the provision resulting from the passage of time is recognised as a finance cost.

Trade and other receivables

Trade receivables are initially recognised at fair value and subsequently measured at amortised cost using the effective interest method, less any allowance for expected credit losses. Trade receivables are generally due for settlement within 30 days.

The company has applied the simplified approach to measuring expected credit losses, which uses a lifetime expected loss allowance. To measure the expected credit losses, trade receivables have been grouped based on days overdue.

Other receivables are recognised at amortised cost, less any allowance for expected credit losses.

New Accounting Standards for Application in Future Periods

Australian Accounting Standards and Interpretations that have recently been issued or amended but are not yet mandatory, have not been early adopted by the company for the annual reporting period ended 30 June 2019. The company's assessment of the impact of these new or amended Accounting Standards and Interpretations, most relevant to the company, are set out below.

AASB 16 Leases

This standard is applicable to annual reporting periods beginning on or after 1 January 2019. The standard replaces AASB 117 'Leases' and for lessees will eliminate the classifications of operating leases and finance leases. Subject to exceptions, a 'right-of-use' asset will be capitalised in the statement of financial position, measured as the present value of the unavoidable future lease payments to be made over the lease term. The exceptions relate to short-term leases of 12 months or less and leases of low-value assets (such as personal computers and small office furniture) where an accounting policy choice exists whereby either a 'right-of-use' asset is recognised or lease payments are expensed to profit or loss as incurred. A liability corresponding to the capitalised lease will also be recognised, adjusted for lease prepayments, lease incentives received, initial direct costs incurred and an estimate of any future restoration, removal or dismantling costs. Straight-line operating lease expense recognition will be replaced with a depreciation charge for the leased asset (included in operating costs) and an interest expense on the recognised lease liability (included in finance costs). In the earlier periods of the lease, the expenses associated with the lease under AASB 16 will be higher when compared to lease expenses under AASB 117. However EBITDA (Earnings Before Interest, Tax, Depreciation and Amortisation) results will be improved as the operating expense is replaced by interest expense and depreciation in profit or loss under AASB 16. For classification within the statement of cash flows, the lease payments will be separated into both a principal (financing activities) and interest (either operating or financing activities) component. For lessor accounting, the standard does not substantially change how a lessor accounts for leases. The company will adopt this standard from 1 July 2019 but the impact of its adoption is yet to be finalised by the company.

Forrestfield & Districts Community Financial Services Limited

A.C.N 094 967 978

Notes to the Financial Statements
For the Year Ended 30 June 2019

1 Summary of Significant Accounting Policies (cont'd)

New or amended Accounting Standards and Interpretations adopted

The company has adopted all of the new or amended Accounting Standards and Interpretations issued by the Australian Accounting Standards Board ('AASB') that are mandatory for the current reporting period.

Any new or amended Accounting Standards or Interpretations that are not yet mandatory have not been early adopted.

The following Accounting Standards and Interpretations are most relevant to the company:

AASB 9 Financial Instruments

The company has adopted AASB 9 from 1 July 2018. The standard introduced new classification and measurement models for financial assets. A financial asset shall be measured at amortised cost if it is held within a business model whose objective is to hold assets in order to collect contractual cash flows which arise on specified dates and that are solely principal and interest. A debt investment shall be measured at fair value through other comprehensive income if it is held within a business model whose objective is to both hold assets in order to collect contractual cash flows which arise on specified dates that are solely principal and interest as well as selling the asset on the basis of its fair value. All other financial assets are classified and measured at fair value through profit or loss unless the company makes an irrevocable election on initial recognition to present gains and losses on equity instruments (that are not held-for-trading or contingent consideration recognised in a business combination) in other comprehensive income ('OCI'). Despite these requirements, a financial asset may be irrevocably designated as measured at fair value through profit or loss to reduce the effect of, or eliminate, an accounting mismatch. For financial liabilities designated at fair value through profit or loss, the standard requires the portion of the change in fair value that relates to the company's own credit risk to be presented in OCI (unless it would create an accounting mismatch). New simpler hedge accounting requirements are intended to more closely align the accounting treatment with the risk management activities of the company. New impairment requirements use an 'expected credit loss' ('ECL') model to recognise an allowance. Impairment is measured using a 12-month ECL method unless the credit risk on a financial instrument has increased significantly since initial recognition in which case the lifetime ECL method is adopted. For receivables, a simplified approach to measuring expected credit losses using a lifetime expected loss allowance is available.

AASB 15 Revenue from Contracts with Customers

The company has adopted AASB 15 from 1 July 2018. The standard provides a single comprehensive model for revenue recognition. The core principle of the standard is that a company shall recognise revenue to depict the transfer of promised goods or services to customers at an amount that reflects the consideration to which the company expects to be entitled in exchange for those goods or services. The standard introduced a new contract-based revenue recognition model with a measurement approach that is based on an allocation of the transaction price. This is described further in the accounting policies below. Credit risk is presented separately as an expense rather than adjusted against revenue. Contracts with customers are presented in a company's statement of financial position as a contract liability, a contract asset, or a receivable, depending on the relationship between the company's performance and the customer's payment. Customer acquisition costs and costs to fulfil a contract can, subject to certain criteria, be capitalised as an asset and amortised over the contract period.

Impact of adoption

AASB 9 and AASB 15 were adopted using the modified retrospective approach and as such comparatives have not been restated. There was no impact on the company's financial position or performance from the adoption of AASB 15 and 9.

Forrestfield & Districts Community Financial Services Limited

A.C.N 094 967 978

Notes to the Financial Statements
For the Year Ended 30 June 2019

2 Revenue

	2019	2018
	\$	\$
<i>Revenue from contracts with customers</i>		
Rendering of services	1,985,542	2,007,922
	<u>1,985,542</u>	<u>2,007,922</u>
<i>Other revenue</i>		
Other revenue	30,832	26,739
	<u>30,832</u>	<u>26,739</u>
Total revenue	<u><u>2,016,374</u></u>	<u><u>2,034,661</u></u>

Disaggregation of revenue

The disaggregation of revenue from contracts with customers is as follows:

Major service lines

Gross margin	1,683,789	-
Products and services commission	27,782	-
Upfront and trailer commission	72,885	-
Fee income	119,570	-
Market development income	81,516	-
	<u>1,985,542</u>	<u>-</u>

Geographical regions

Australia	1,985,542	-
	<u>1,985,542</u>	<u>-</u>

Timing of revenue recognition

Services transferred over time	1,985,542	-
	<u>1,985,542</u>	<u>-</u>

AASB 15 was adopted using the modified retrospective approach and as such comparatives have not been provided for disaggregation of revenue.

Forrestfield & Districts Community Financial Services Limited

A.C.N 094 967 978

Notes to the Financial Statements
For the Year Ended 30 June 2019

3 Expenses

	2019	2018
	\$	\$
Administration expenses	339,948	315,808
Directors' fees	40,000	40,000
Donations	2,967	2,050
Community grants	181,031	91,105
Rental expense	185,469	180,228
	<u>749,415</u>	<u>629,191</u>

4 Income Tax (Benefit) / Expense

(a) The components of tax expense comprise:

Current tax	30,183	-
Deferred tax	(3,438)	16,630
	<u>26,745</u>	<u>16,630</u>

b) The prima facie tax on profit /(loss) before income tax is reconciled to the income tax as follows:

Prima facie tax payable on profit/(loss) before income tax at 27.5% (2018: 27.5%)	29,552	49,424
Tax effect of		
- Non-allowable items	2,115	3,943
Recoupment of prior year tax benefit not brought to account	<u>(4,922)</u>	<u>(36,737)</u>
Income tax attributable to company	<u>26,745</u>	<u>16,630</u>

The company has unused revenue tax losses of \$nil (2018: \$17,897) not brought to account of which the benefit will only realised if the conditions for deductibility set out in Note 1 are satisfied.

Forrestfield & Districts Community Financial Services Limited

A.C.N 094 967 978

Notes to the Financial Statements For the Year Ended 30 June 2019

5 Dividends

	2019 \$	2018 \$
Final franked dividend of 10 cents per share (2018:8 cents per share)	54,281	43,773

Balance of franking account at year end adjusted for payment of provision for income tax and dividends recognised as receivables, franking debits arising from payment of proposed dividends, and franking credits that may be prevented from distribution in subsequent financial years

543,453	538,751
---------	---------

6 Cash and Cash Equivalents

Cash at bank	533,856	432,821
Term deposits	1,261,718	1,236,313
	<u>1,795,574</u>	<u>1,669,134</u>

7 Trade and Other Receivables

Accrued income	191,668	176,766
Accrued interest	13,735	12,108
	<u>205,403</u>	<u>188,874</u>

Allowance for expected credit losses

The company has not recognised any amounts in respect of the expected credit losses for the year ended 30 June 2019.

8 Other Assets

Prepayments	<u>15,088</u>	<u>19,477</u>
-------------	---------------	---------------

Forrestfield & Districts Community Financial Services Limited

A.C.N 094 967 978

Notes to the Financial Statements
For the Year Ended 30 June 2019

9. Plant and Equipment

	2019 \$	2018 \$
Computer equipment, furniture and fittings		
At cost	167,226	167,226
Less : accumulated depreciation	(130,736)	(118,409)
Total furniture and fittings	<u>36,490</u>	<u>48,817</u>
Leasehold improvements		
At cost	370,075	370,075
Less : accumulated depreciation	(325,097)	(287,937)
Total leasehold improvements	<u>44,978</u>	<u>82,138</u>
Total plant and equipment	<u><u>81,468</u></u>	<u><u>130,955</u></u>

Movements in Carrying Amounts

	Computer, Furniture and Fittings \$	Motor Vehicles \$	Leasehold Improvements \$	Total \$
2019				
Balance at the beginning of year	48,817	-	82,138	130,955
Additions	-	-	-	-
Disposal	-	-	-	-
Depreciation expense	(12,327)	-	(37,160)	(49,487)
Carrying amount at the end of year	<u>36,490</u>	-	<u>44,978</u>	<u>81,468</u>
2018				
Balance at the beginning of year	57,713	33,986	119,146	210,845
Additions	5,318	-	-	5,318
Disposal	(664)	(31,057)	-	(31,721)
Depreciation expense	(13,550)	(2,929)	(37,008)	(53,487)
Carrying amount at the end of year	<u>48,817</u>	-	<u>82,138</u>	<u>130,955</u>

Forrestfield & Districts Community Financial Services Limited

A.C.N 094 967 978

Notes to the Financial Statements
For the Year Ended 30 June 2019

	2019 \$	2018 \$
10 Intangible Assets		
Cost	238,551	238,551
Accumulated amortisation	(219,419)	(188,015)
Total Intangibles	<u>19,132</u>	<u>50,536</u>
Movements in Carrying Amounts		
Balance at the beginning of year	50,536	81,940
Additions	-	-
Amortisation expense	(31,404)	(31,404)
Carrying amount at the end of year	<u>19,132</u>	<u>50,536</u>
<p>Pursuant to a five year franchise agreement with the Bendigo and Adelaide Bank Limited, the company operates as branches of Bendigo and Adelaide Bank at Forrestfield and High Wycombe, providing a core range of banking products and services.</p> <p>The franchise fee and establishment costs are being amortised on the basis disclosed in Note 1.</p>		
11 Trade and Other Payables		
GST payable	46,080	33,821
Sundry payables and accrued expenses	51,392	52,274
Business credit card	1,037	230
PAYG withholding payable	13,757	13,286
Unclaimed dividends	40,631	36,401
Fringe Benefit tax	(255)	(1,584)
Payroll Tax	2,654	2,446
	<u>155,296</u>	<u>136,874</u>
12 Employee Benefits		
CURRENT		
Employee leave entitlements	<u>113,632</u>	<u>100,654</u>
NON-CURRENT		
Employee leave entitlements	<u>32,058</u>	<u>33,659</u>

Forrestfield & Districts Community Financial Services Limited

A.C.N 094 967 978

Notes to the Financial Statements
For the Year Ended 30 June 2019

	2019 \$	2018 \$
13 Deferred tax asset and provision for income tax		
Deferred tax asset		
- Provision	40,065	36,936
- Accruals	2,509	2,200
	<u>42,574</u>	<u>39,136</u>
Income tax payable	<u>4,893</u>	-

14 Cash Flow Information

Reconciliation of cash flow from operations with profit after income tax

Profit after income tax	80,716	163,094
Non-cash flows in profit:		
- Gain on disposal of plant and equipment	-	9,841
- Depreciation and amortisation	80,890	84,892
Changes in assets and liabilities:		
- Trade and other receivables	(16,529)	9,638
- Prepayments	4,390	10,272
- Deferred tax assets	(3,438)	16,630
- Trade and other payables	14,193	(21,800)
- Provisions	11,378	(59,580)
- Current tax liability	4,893	-
Net cash provided by operating activities	<u>176,493</u>	<u>212,987</u>

15 Issued Capital

(a). Ordinary Shares

542,810 fully paid Ordinary Shares (2018: 542,810)	<u>537,815</u>	<u>537,815</u>
--	----------------	----------------

Ordinary shares participate in dividend and the proceeds of winding up of the company in proportion to the number of shares held.

At the shareholders meetings, each ordinary share is entitled to one vote when a poll is called, otherwise each ordinary shareholder has one vote on a show of hands.

Forrestfield & Districts Community Financial Services Limited

A.C.N 094 967 978

Notes to the Financial Statements
For the Year Ended 30 June 2019

(b). Capital Management

Management controls the capital of the company in order to maintain a good debt to equity ratio and to ensure that the company can fund its operations and continue as a going concern.

The company's debt and capital includes ordinary share capital and financial liabilities, supported by financial assets. There are no externally imposed capital requirements.

Management effectively manages the company's capital by assessing the company's financial risks and adjusting its capital structure in response to changes in these risks and in the market. These responses include the management of debt levels, distributions to shareholders and share issues.

16 Key Management Personnel Compensation

(a). Remuneration and Retirement Benefits

	2019 \$	2018 \$
Director's fee	40,000	40,000

(b). Directors' Shareholdings

Number of shares held by directors

PB Mutter (Mutter Super Fund)	2,500	2,500
Colleen Bitmead (Bitco Super Fund)	9,500	9,500
Elizabeth Taylor	-	-
Brian Gordon	-	-
Sarah Hopkins	-	-
Stuart Meachem	-	-
	<u>12,000</u>	<u>12,000</u>

17 Retained Earnings

Retained earnings at the beginning of the financial year	1,289,110	1,169,789
Profit after income tax expense for the year	80,716	163,094
Dividends paid (note 5)	<u>(54,281)</u>	<u>(43,773)</u>
Retained earnings at the end of the financial year	<u>1,315,545</u>	<u>1,289,110</u>

Forrestfield & Districts Community Financial Services Limited

A.C.N 094 967 978

Notes to the Financial Statements
For the Year Ended 30 June 2019

18 Financial Risk Management

The company's financial instruments consist mainly of deposits with banks, accounts receivable and payables.

(a). Financial Risk Management Policies

The directors overall risk management strategy seeks to assist the company in meeting its financial targets, whilst minimising potential adverse effects on financial performances. Risks management policies are approved and reviewed by the Board of Directors on a regular basis.

The main purpose of non-derivative financial instruments is to raise finance for company operations. The company does not have any derivative financial instruments at 30 June 2019.

(b). Specific Financial Risk Exposure and Management

The main risks the company is exposed to through its financial instruments are interest rate risk, credit risk and liquidity risk.

i) Interest rate risk

The company is not exposed to interest rate risks in respect of debt.

ii) Credit risk

The maximum exposure to credit risk, excluding the value of any collateral or other security, at reporting date to recognised financial assets, is the carrying amount, net of any provisions for impairment of those assets, as disclosed in the statement of financial position and notes to the financial statements.

The company has adopted a lifetime expected loss allowance in estimating expected credit losses to trade receivables through the use of a provisions matrix using fixed rates of credit loss provisioning. These provisions are considered representative across all customers of the company based on recent sales experience, historical collection rates and forward-looking information that is available.

The company does not have any material credit risk exposure to any single receivable or group of receivables under financial instruments entered into by the company.

iii) Liquidity risk

Liquidity risk arises from the possibility that the company might encounter difficulty in settling its debts or otherwise meeting its obligations related to financial liabilities.

Forrestfield & Districts Community Financial Services Limited

A.C.N 094 967 978

Notes to the Financial Statements
For the Year Ended 30 June 2019

18 Financial Risk Management (cont'd)

(a). Financial liability and financial asset maturity analysis

The table below reflects the undiscounted contractual settlement terms for financial instruments of a fixed period of maturity, as well as management's expectations of the settlement for all other financial instruments.

	Weighted Average Effective Interest Rate		Floating Interest Rate		Maturing within 1 Year		Non-interest Bearing		Total	
	2019	2018	2019	2018	2019	2018	2019	2018	2019	2018
	%	%	\$	\$	\$	\$	\$	\$	\$	\$
Financial Assets:										
Cash and cash equivalents	1.64	1.51	533,856	432,821	1,261,718	1,236,313	-	-	1,795,574	1,669,134
Trade and other receivables	-	-	-	-	-	-	205,403	188,874	205,403	188,874
Other assets	-	-	-	-	-	-	15,088	19,478	15,088	19,478
Total Financial Assets	-	-	533,856	432,821	1,261,718	1,236,313	220,491	208,352	2,016,065	1,877,486
Financial Liabilities:										
Trade and other payables	-	-	-	-	-	-	155,296	136,874	155,296	136,874
Total Financial Liabilities	-	-	-	-	-	-	155,296	136,874	155,296	136,874

Trade and other payables are expected to be paid in less than 6 months.

Forrestfield & Districts Community Financial Services Limited

A.C.N 094 967 978

Notes to the Financial Statements For the Year Ended 30 June 2019

18 Financial Risk Management (cont'd)

(a). Net fair values

The aggregate net fair values and carrying amounts of financial assets and financial liabilities are disclosed in the statement of financial position and notes to the financial statements.

No financial assets and liabilities are traded on organised markets in standardised form.

Unless otherwise stated, the carrying amounts of financial assets and financial liabilities of the company at balance date reflect their fair value.

(b). Sensitivity Analysis

The company performed a sensitivity analysis relating to interest rate risk at the end of reporting date. The directors believe that the impact of sensitivity analysis on the financial statements is insignificant.

19 Related party transactions

Key management personnel

Disclosures relating to key management personnel are set out in note 16.

Transactions with related parties

The following transactions occurred with related parties:

	2019 \$	2018 \$
Payment for goods and services:		
Payment for services from a related party *	338	840

Receivable from and payable to related parties

There were no outstanding balances at the reporting date in relation to transactions with related parties.

* Phillip Mutter, proprietor of Nextra Paper Place News Agency provided stationery to the company.

Transactions between related parties are on normal terms and conditions no more favourable than those available to other parties unless otherwise stated.

20 Commitments

Non-cancellable operating lease commitment contracted for but not capitalised in the financial statements:

Payable

Not longer than 1 year	144,430	179,182
Longer than 1 year but not longer than 5 years	-	147,272
	<u>144,130</u>	<u>326,454</u>

Forrestfield & Districts Community Financial Services Limited

A.C.N 094 967 978

Notes to the Financial Statements For the Year Ended 30 June 2019

21 Remuneration of auditors

	2019 \$	2018 \$
<i>Audit services – RSM Australia</i> Audit or review of the financial statements	12,350	12,300
<i>Other services – RSM Australia</i> Preparation of the tax return	2,800	2,800
	<u>15,150</u>	<u>15,100</u>

22 Contingent Liabilities and Contingent Assets

There were no contingent liabilities or contingent assets at the reporting date.

23 Events after the Reporting Period

There are no matters or circumstances that have arisen since the end of the financial year that have significantly affected or may significantly affect the operations of the company, the results of those operations or the state of affairs of the company.

24 Company Details

The registered office and principal place of business of the company is:
Shop 6-7, Forrestfield Forum
20 Strelitzia Avenue
Forrestfield WA 6058

