



COMMUNITY | BALANCE SHEET

\$183 million in Community Bank® contributions

MEASURE YOUR IMPACT 2016 / 17

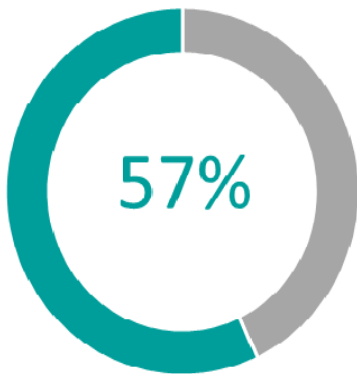
Kentish Financial Services Limited

	Projects Funded	9
	Community Project Investment	\$2,625.00



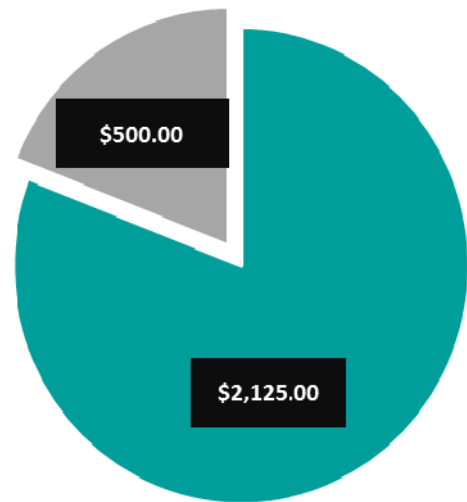
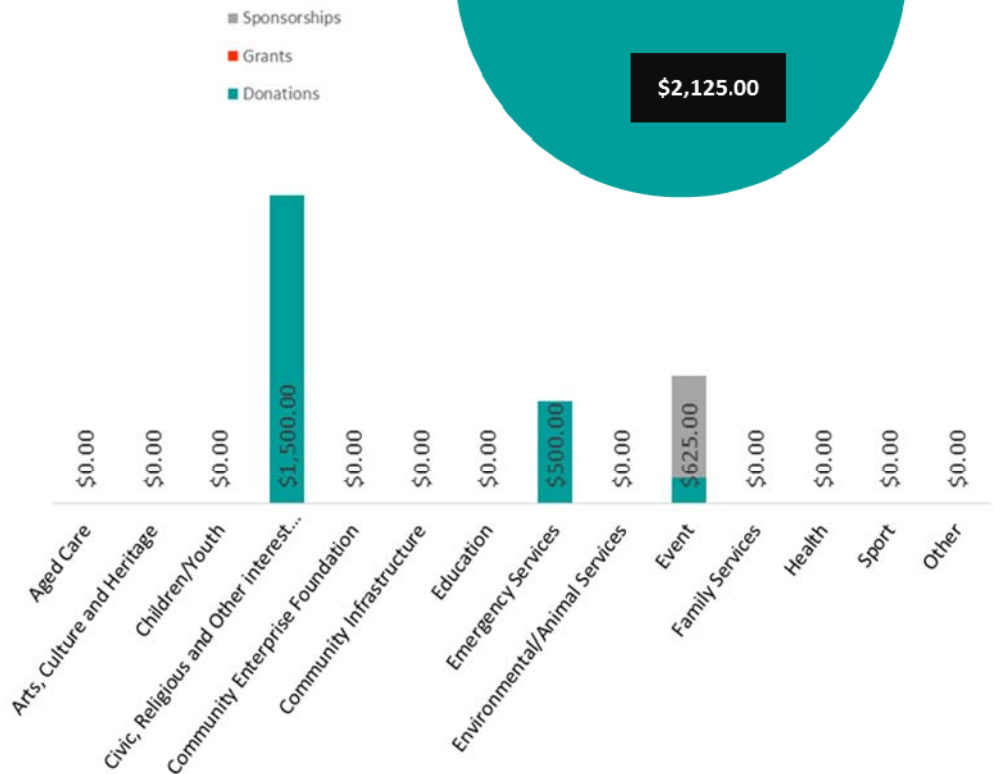
Biggest Impact Area

Civic, Religious and Other Interest Groups



This chart (above) demonstrates the highest percentage of funds distributed across the three themes, (Donations, Grants and Sponsorships), into a particular sector; the sector with the largest portion of contributions.

Total Investment by Theme



This graph (right) showcases the total contributions by theme (Donations, Grants and Sponsorships), broken down by sector (Aged Care, Youth, etc.), to highlight overall investment.

