

annual report 2010

Emu Park & District
Financial Services Limited
ABN 41 113 396 768

Emu Park **Community Bank**[®] Branch

Contents

Chairman's report	2
Manager's report	3
Bendigo and Adelaide Bank Ltd report	4-5
Directors' report	6-11
Auditor's independence declaration	12
Financial statements	13-16
Notes to the financial statements	17-38
Directors' declaration	39
Independent audit report	40-41
BSX report	42-43

Chairman's report

For year ending 30 June 2010

As we approach our fifth anniversary, it is pleasing to see the continued growth and development of our **Community Bank**[®] branch. Even though we were not immune, nor did we escape the impact of the now renowned Global Financial Crisis, we did achieve budget and maintained sound growth.

Our diligent team, led by our capable Manager Denise Weisse, continue to meet the challenges of these economic times whilst offering best service and practices on behalf of our many valued customers.

On behalf of our Board, it is with pride and pleasure we were able to announce our maiden dividend of 4cents paid earlier this year, as well as an additional 5cents dividend payable prior to year's end 2010. The Board thankfully acknowledges the patience and commitment of all shareholders during these early building years and trust you each take time to reflect on the significant contribution you have made to our Community.

It again has been our privilege to make significant grants and sponsorship contributions to many valued Community groups and individuals, with a combined total in excess of \$30,000. We look forward to continuing this Community benefit, as we continue to enjoy growing Community support.

As we try to identify with local projects and endeavours, I am pleased to announce the recent order of our very own custom built pantek BBQ events trailer. This I'm sure, will be a popular addition to our Bendigo marquees for our many and varied local events.

Further to our recent Community Project Forum, another work in progress is our very own Emu Park visitors sign depicting all aspects of interest and services courtesy of the creative artistic licence of our very own Mr Ross Coulter for our greater Emu Park area. Rockhampton Regional Council has expressed interest and support as we confirm its final location.

As a year concludes, another begins and we do so with optimism and enthusiasm, recognising there will be challenges ahead, however, confident we shall be sufficient to accommodate same.



Graham Cummins
Chairman

Manager's report

For year ending 30 June 2010

The Emu Park team is proud to record another very successful year. We achieved 3rd place out of 93 branches in Queensland for caring for our customers. The staff would personally like to thank all of our customers who support their **Community Bank**[®] branch and make the branch a wonderful place to work. This is reflected in the business results with overall business growth of approx \$16 million bringing our total business up to \$70 million.

The Yeppoon Agency was opened by Paul Hoolihan (State Member for Keppel) in the 2nd half of the financial year. We thank Leanne Smith of Yellow Door Book store for showing great enthusiasm with the Bendigo Bank Agency and providing excellent service to our customers.

2010 financial year was regarded as a difficult year of business across Australia and the globe with the GFC, but we were still able to achieve a sound profit. It is so rewarding to know that the profit we achieve is retained locally for the benefit of our community.

Our 1st Community Project Forum was held in June and provided an opportunity for the township to discuss and choose projects that they considered most important in the community. This event was a wonderful success and reinforces the message that we are creating sustainable income which enables us to improve the quality of life for everyone and create a more successful community.

Throughout the year the staff has continued to assist with local events and festivals in their own time and feel great pride when we are able to provide funding for special projects.

We have great depth of knowledge and experience throughout our team including our Business Banker, Mr Steve Myers and our Financial Advisor, Mr Luke Caruana . This enables us to provide advice and assist our customers well above the expectations of other financial institutions. We continue each year to grow our Insurance business by focusing on the individual needs of each customer.

We welcomed Anne-Marie Palmer to our team this year as a Customer Relationship Officer assisting customers with their personal lending. Suzy Hill had a baby girl, Maddison, who we all adore. We have enjoyed a very stable team who provide outstanding personalised service including Sue May, Suzy Hill, Kathy McPhail, and Gayle Pidd.

Remember at the Bendigo it starts with U.

If you are yet to discover the benefits of banking with Bendigo Bank and your **Community Bank**[®] branch, we invite you to allow us the opportunity to discuss our banking services and how your banking can assist you, your family, and your Community.



Denise Weisse
Branch Manger

Bendigo and Adelaide Bank Ltd report

For year ending 30 June 2010

Now in its 13th year, the **Community Bank**[®] network continues to grow and make significant contributions to local communities right across Australia.

In the 2009/10 financial year 22 new **Community Bank**[®] branches were opened, taking the total number of branches to 259.

More than 545,000 customers chose to support the network with their banking business made up of more than 788,000 accounts, giving the networks a combined banking book of more than \$16.3 billion.

Our **Community Bank**[®] customers have been served by more than 1150 staff that are supported by almost 1700 volunteer directors.

And these directors are endorsed by around 63,000 shareholders who have received more than \$14.7 million in dividends, a reward for their belief in the **Community Bank**[®] concept.

All of this support has enabled the **Community Bank**[®] network to return more than \$40.3 million to assist local community groups and projects since the first **Community Bank**[®] branch opened in 1998.

These figures add up to a strong **Community Bank**[®] network, a franchise of the Bendigo and Adelaide Bank Ltd, which like its community partners, continues to flourish attracting more than 10,000 new customers every month.

This has been made possible through the restructure of the bank's executive team under the leadership of Managing Director, Mike Hirst.

At the start of 2010, the world's great economies continued to feel the aftershocks of the Global Financial Crisis. However, Australia's economy remained relatively stable during the turbulent times. While the impact of the GFC was felt by our community owned and operated branches, it is a testament to our business models and partners that our **Community Bank**[®] network continues to develop.

In fact, not only did our network continue to develop, in the past year we have witnessed one of our most successful launch programs to date. We saw a new branch emerge out of the ashes in Kinglake, less than a year after the region was devastated by Victoria's Black Saturday Bushfires.

The Pyrmont **Community Bank**[®] Branch saw us make an inroad into the competitive but lucrative Sydney banking market. And over the next 12 months Bendigo Bank will continue to grow its ATM and branch network in New South Wales, providing further support in boosting the profile of Bendigo's brand in the state.

Bendigo and Adelaide Bank Ltd report continued

This year we have also launched Community Snapshots on the Bendigo Bank website. This online initiative shares and highlights the great contributions and tangible outcomes the **Community Bank**[®] network generates for its local communities.

There has also been a focus on the continued roll out of our Good for Business, Good for Community program, which is an important element of our overall Community Strengthening for the coming year.

Thank you again for your continued commitment and support of the **Community Bank**[®] network.



Russell Jenkins

Executive Customer and Community

Directors' report

For the financial year ended 30 June 2010

Your directors submit the financial statements of the company for the financial year ended 30 June 2010.

Directors

The names and details of the company's directors who held office during or since the end of the financial year:

Graham Richard CUMMINS

Director

Age: 55

Self Employed Builder/Director

Is a self-employed Company Director and Builder with a Building Diploma and Medium Rise Builder's Licence.

No other current listed company directorships nor any in the last 3 years.

Member of the Finance & Audit, Premises Committees.

Interests in shares - 1 beneficially and 62,000 non-beneficially.

Lance Steven CUMMINS

Treasurer/Secretary

Age: 31

Manager/Director Family Business

Is the manager and financial manager of a family owned business with keen interest in investment management of equities and property. Has a Bachelor of Business (Accounting).

No other current listed company directorships nor any in the last 3 years.

Member of the Finance & Audit Committee.

Interests in shares - 1 beneficially and 62,000 non-beneficially.

Ian Peter CHAMBERS

Director

Age: 42

Train Driver

Business experience as a Grazier and Motelier

No other current listed company directorships nor any in the last 3 years.

Member of the Marketing & Sponsorship Committees.

Interests in shares - 10,000

Gregory Cecil THOMASSON

Director

Age: 57

Real Estate Marketing and Sales

Has recent Real Estate experience and prior mining experience with qualifications in each.

No other current listed company directorships nor any in the last 3 years.

Member of the Premises Committee.

Interests in shares - 5,001.

Mark Charles SWAFFIELD

Director (Appointed 25 November 2009)

Age: 42

Accountant

CPA

Bachelor of Business

No other current listed company directorships nor any in the last 3 years.

Interest in shares - Nil.

George MEACHAM

Director (Appointed 17 December 2009)

Age: 40

Accountant

Twenty year accounting career, in both corporate and not for profit sectors.

No other current listed company directorships nor any in the last 3 years.

Member of the Marketing Committee.

Interest in shares - Nil.

Directors' report continued

James MC RAE

Director (Appointed 17 December 2009)

Age: 65

Retired

Local Government and Media experience

Chairman of Rockhampton Benevolent Home

Board member Talbot Estate Retirement Village

Board member Rockhampton Enterprise Centre.

No other current listed company directorships nor any in the last 3 years.

Member of the Marketing Committee.

Interest in shares - Nil.

Robert George HODGSON

Chairman (Resigned 25 November 2009)

Age: 51

Retired

Has managed his family owned business for over 9 years, has 20 years banking experience and has been a Justice of the Peace for 19 years.

No other current listed company directorships nor any in the last 3 years.

Ex-officio member of all committees.

Interests in shares - 2,501 beneficially and 25,000 non-beneficially.

Pamela Patricia HARRISON

Director (Resigned 4 February 2010)

Age: 53

Business & Personal Coach

Certified Financial Planner 19 years.

Diploma of Financial Planning.

Business Management qualifications.

Certified Coach.

Interest in shares - Nil.

Directors were in office for this entire year unless otherwise stated.

No directors have material interests in contracts or proposed contracts with the company.

Directors' report continued

Company Secretary

The company secretary is Lance Cummins, Lance is one of the original directors of Emu Park & District Financial Services and has a Bachelor of Business (Accounting).

Principal Activities

The principal activities of the company during the course of the financial year were in facilitating **Community Bank**[®] services under management rights to operate a franchised branch of Bendigo and Adelaide Bank Limited.

There has been no significant changes in the nature of these activities during the year.

Operating Results

Operations have continued to perform in line with expectations. The profit of the company for the financial year after provision for income tax was:

	Year ended 30 June 2010 \$	Year ended 30 June 2009 \$
	202,588	15,539

Remuneration Report

a) Remuneration of Directors

All Directors of the Company serve on a voluntary basis, therefore no remuneration guidelines have been prepared.

b) Remuneration of Senior Management

The Company aims to provide market competitive compensation by offering a package of fixed pay and benefits. As such, the Company is guided by Bendigo & Adelaide Bank in determining remuneration payable.

c) Performance Conditions

Whilst the Company has in place a policy for pay increments and bonus payments dependent on performance, these elements have not been applied during the reporting period.

d) Payments to Senior Management

Payments made to Branch Manager Denise Weisse during the reporting period was in the range \$80,000 to \$85,000 (2009: \$80,000 to \$85,000).

No other staff members are classified as Senior Management.

Dividends	Year Ended 30 June 2010	
	Cents	\$
Dividends paid in the year:		
- Final for the year	4	26,868

Directors' report continued

Significant Changes in the State of Affairs

In the opinion of the directors there were no significant changes in the state of affairs of the company that occurred during the financial year under review not otherwise disclosed in this report or the financial statements.

Matters Subsequent to the End of the Financial Year

There are no matters or circumstances that have arisen since the end of the financial year that have significantly affected or may significantly affect the operations of the company, the results of those operations or the state of affairs of the company, in future years.

Likely Developments

The company will continue its policy of facilitating banking services to the community.

Environmental Regulation

The company is not subject to any significant environmental regulation.

Directors' Benefits

No director has received or become entitled to receive, during or since the financial year, a benefit because of a contract made by the company, controlled entity or related body corporate with a director, a firm which a director is a member or an entity in which a director has a substantial financial interest except as disclosed in note 20 to the financial statements. This statement excludes a benefit included in the aggregate amount of emoluments received or due and receivable by directors shown in the company's accounts, or the fixed salary of a full-time employee of the company, controlled entity or related body corporate.

Indemnification and Insurance of Directors and Officers

The company has indemnified all directors and the manager in respect of liabilities to other persons (other than the company or related body corporate) that may arise from their position as directors or manager of the company except where the liability arises out of conduct involving the lack of good faith.

Disclosure of the nature of the liability and the amount of the premium is prohibited by the confidentiality clause of the contract of insurance. The company has not provided any insurance for an auditor of the company or a related body corporate.

Directors' report continued

Directors' Meetings

The number of directors' meetings attended by each of the directors of the company during the year were:

	Board Meetings Attended	
	Eligible	Attended
Graham Richard Cummins	13	12
Lance Steven Cummins	13	12
Ian Peter Chambers	13	10
Gregory Cecil Thomasson	13	8
Pamela Patricia Harrison (Resigned 4 February 2009)	7	7
Mark Charles Swaffield (Appointed 25 November 2009)	7	4
George Meacham (Appointed 17 December 2009)	6	5
James Mc Rae (Appointed 17 December 2009)	6	5
Robert George Hodgson (Resigned 25 November 2009)	6	4

The Board has 5 sub-committees, Finance & Audit, Business Development, Human Resources, Property and Marketing Sponsorship Community Investment & Partnerships, All sub-committees have elected Directors who meet on a regular, or as needs, basis and present reports/recommendations to the monthly Board meetings where required.

Non Audit Services

The company may decide to employ the auditor on assignments additional to their statutory duties where the auditor's expertise and experience with the company are important. Details of the amounts paid or payable to the auditor (Andrew Frewin & Stewart) for audit and non audit services provided during the year are set out in the notes to the accounts.

The board of directors has considered the position, in accordance with the advice received from the audit committee and is satisfied that the provision of the non-audit services is compatible with the general standard of independence for auditors imposed by the Corporations Act 2001.

The directors are satisfied that the provision of non-audit services by the auditor, as set out in the notes did not compromise the auditor independence requirements of the Corporations Act 2001 for the following reasons:

- all non-audit services have been reviewed by the audit committee to ensure they do not impact on the impartiality and objectivity of the auditor;
- none of the services undermine the general principles relating to auditor independence as set out in APES 110 Code of Ethics for Professional Accountants, including reviewing or auditing the auditor's own work, acting in a management or a decision-making capacity for the company, acting as advocate for the company or jointly sharing economic risk and rewards.

Directors' report continued


Auditors' Independence Declaration

A copy of the auditors' independence declaration as required under section 307C of the Corporations Act 2001 is set out on page 12.

Signed in accordance with a resolution of the board of directors at Emu Park, Queensland on 23 September 2010.



Graham Richard Cummins, Chairman



Lance Steven Cummins, Treasurer

Auditor's independence declaration



PO Box 454
Bendigo VIC 3552
61-65 Bull Street
Bendigo VIC 3550
Phone (03) 5443 0344
Fax (03) 5443 5304
afs@afsbendigo.com.au
www.afsbendigo.com.au
ABN 51 061 795 337

Lead Auditor's Independence Declaration under section 307C of the Corporations Act 2001 to the directors of Emu Park & District Financial Services Limited

I declare, that to the best of my knowledge and belief, in relation to the audit for the financial year ended 30 June 2010 there have been:

- no contraventions of the auditor independence requirements of the Corporations Act 2001 in relation to the review; and
- no contraventions of any applicable code of professional conduct in relation to the audit.

DAVID HUTCHINGS
ANDREW FREWIN & STEWART
61-65 Bull Street, Bendigo, 3550

Dated this 23rd day of September 2010

Liability limited by a scheme approved under Professional Standards Legislation

Financial statements

Statement of Comprehensive Income for the year ended 30 June 2010

	Note	2010 \$	2009 \$
Revenues from ordinary activities	4	643,290	468,325
Employee benefits expense		(267,461)	(245,581)
Charitable donations, sponsorship, advertising and promotion		(30,883)	(13,229)
Occupancy and associated costs		(42,550)	(35,575)
Systems costs		(24,271)	(23,696)
Depreciation and amortisation expense	5	(23,502)	(22,675)
Finance costs	5	(1,381)	(10,062)
General administration expenses		(84,559)	(93,480)
Profit before income tax credit		168,683	24,027
Income tax (expense)/credit	6	33,905	(8,488)
Profit after income tax credit		202,588	15,539
Total comprehensive income for the year		202,588	15,539
Earnings per share (cents per share)		¢	¢
- basic for profit for the year	22	30.16	2.31
- dividends paid per share	21	4	-

The accompanying notes form part of these financial statements.

Financial statements continued

Balance sheet as at 30 June 2010

	Note	2010 \$	2009 \$
ASSETS			
Current Assets			
Cash and cash equivalents	7	92,071	32
Trade and other receivables	8	56,972	52,426
Total Current Assets		149,043	52,458
Non-Current Assets			
Property, plant and equipment	9	161,133	162,474
Intangible assets	10	3,000	15,000
Deferred tax assets	11	97,323	63,418
Total Non-Current Assets		261,456	240,892
Total Assets		410,499	293,350
LIABILITIES			
Current Liabilities			
Trade and other payables	12	20,425	20,287
Borrowings	13	-	59,761
Provisions	14	17,491	20,206
Total Current Liabilities		37,916	100,254
Non-Current Liabilities			
Provisions	14	9,053	5,287
Total Non-Current Liabilities		9,053	5,287
Total Liabilities		46,969	105,541
Net Assets		363,530	187,809
Equity			
Issued capital	15	638,214	638,214
Accumulated losses	16	(274,684)	(450,405)
Total Equity		363,530	187,809

The accompanying notes form part of these financial statements.

Financial statements continued

Statement of Changes in Equity for the year ended June 2010

	Issued Capital \$	Retained Earnings \$	Total Equity \$
Balance at 1 July 2008	638,214	(465,944)	172,270
Total comprehensive income for the year	-	15,539	15,539
Transactions with owners in their capacity			
as owners:			
Shares issued during period	-	-	-
Costs of issuing shares	-	-	-
Dividends provided for or paid	-	-	-
Balance at 30 June 2009	638,214	(450,405)	187,809
Balance at 1 July 2009	638,214	(450,405)	187,809
Total comprehensive income for the year	-	202,588	202,588
Transactions with owners in their capacity			
as owners:			
Shares issued during period	-	-	-
Costs of issuing shares	-	-	-
Dividends provided for or paid	-	(26,867)	(26,867)
Balance at 30 June 2010	638,214	(274,684)	363,530

The accompanying notes form part of these financial statements.

Financial statements continued

Statement of Cashflows for the year ended 30 June 2010

	Note	2010 \$	2009 \$
Cash Flows From Operating Activities			
Receipts from customers		593,445	416,821
Payments to suppliers and employees		(393,055)	(354,496)
Interest received		631	-
Interest paid		(1,381)	(10,062)
Income taxes paid		(10,811)	-
Net cash provided by operating activities	17	188,829	52,263
Cash Flows From Investing Activities			
Payments for property, plant and equipment		(10,161)	-
Net cash provided used in investing activities		(10,161)	-
Cash Flows From Financing Activities			
Dividends paid		(26,868)	-
Net cash provided used in financing activities		(26,868)	-
Net increase in cash held		151,800	52,263
Cash and cash equivalents at the beginning of the financial year		(59,729)	(111,992)
Cash and cash equivalents at the end of the financial year	7(a)	92,071	(59,729)

The accompanying notes form part of these financial statements.

Notes to the financial statements

For year ended 30 June 2010

Note 1. Summary of Significant Accounting Policies

a) Basis of Preparation

These general purpose financial statements has been prepared in accordance with Australian Accounting Standards, other authoritative pronouncements of the Australian Accounting Standard Boards, Urgent Issues Group Interpretations and the Corporations Act 2001.

Compliance with IFRS

These financial statements and notes comply with IFRS International Financial Reporting Standards (IFRS) as issued by the International Accounting Standards Board.

Critical accounting estimates

The preparation of the financial statements requires the use of certain critical accounting estimates. It also requires management to exercise its judgement in the process of applying the company's accounting policies. These areas involving a higher degree of judgement or complexities, or areas where assumptions and estimates are significant to the financial statements are disclosed in note 3.

Financial statement presentation

The company has applied revised AASB 101 Presentation of Financial Statements which became effective on 1 January 2009. The company has elected to present all items of income and expense recognised in the period in a single statement of comprehensive income.

Historical cost convention

The financial statements have been prepared under the historical cost convention on an accruals basis as modified by the revaluation of financial assets and liabilities at fair value through profit or loss and where stated, current valuations of non-current assets. Cost is based on the fair values of the consideration given in exchange for assets.

Comparative figures

Where required by Australian Accounting Standards comparative figures have been adjusted to conform with changes in presentation for the current financial year.

Notes to the financial statements continued

Note 1. Summary of Significant Accounting Policies (continued)

a) Basis of Preparation (continued)

Economic dependency - Bendigo and Adelaide Bank Limited

“The company has entered into a franchise agreement with Bendigo and Adelaide Bank Limited that governs the management of the **Community Bank**[®] branch at Emu Park, Queensland.

The branch operates as a franchise of Bendigo Bank, using the name “Bendigo Bank” and the logo and system of operations of Bendigo Bank. The company manages the **Community Bank**[®] branch on behalf of Bendigo Bank, however all transactions with customers conducted through the **Community Bank**[®] branches are effectively conducted between the customers and Bendigo Bank.

All deposits are made with Bendigo Bank, and all personal and investment products are products of Bendigo Bank, with the company facilitating the provision of those products. All loans, leases or hire purchase transactions, issues of new credit or debit cards, temporary or bridging finance and any other transaction that involves creating a new debt, or increasing or changing the terms of an existing debt owed to Bendigo Bank, must be approved by Bendigo Bank. All credit transactions are made with Bendigo Bank, and all credit products are products of Bendigo Bank.

Bendigo Bank provides significant assistance in establishing and maintaining the **Community Bank**[®] branch franchise operations. It also continues to provide ongoing management and operational support, and other assistance and guidance in relation to all aspects of the franchise operation, including advice in relation to:

- advice and assistance in relation to the design, layout and fit out of the **Community Bank**[®] branch;
- training for the branch manager and other employees in banking, management systems and interface protocol;
- methods and procedures for the sale of products and provision of services;
- security and cash logistic controls;
- calculation of company revenue and payment of many operating and administrative expenses
- the formulation and implementation of advertising and promotional programs; and
- sales techniques and proper customer relations.

Notes to the financial statements continued

Note 1. Summary of Significant Accounting Policies (continued)

The following is a summary of the material accounting policies adopted by the company in the preparation of the financial statements. The accounting policies have been consistently applied, unless otherwise stated.

b) Revenue

Revenue is recognised when the amount of revenue can be reliably measured, it is probable that future economic benefit will flow to the company and any specific criteria have been met. Interest and fee revenue is recognised when earned. The gain or loss on disposal of property, plant and equipment is recognised on a net basis and is classified as income rather than revenue. All revenue is stated net of the amount of Goods and Services Tax (GST).

c) Income Tax

Current tax

Current tax is calculated by reference to the amount of income taxes payable or recoverable in respect of the taxable profit or loss for the period. It is calculated using tax rates and tax laws that have been enacted or substantively enacted by reporting date. Current tax for current and prior periods is recognised as a liability (or asset) to the extent that it is unpaid (or refundable).

Deferred tax

Deferred tax is accounted for using the balance sheet liability method on temporary differences arising from differences between the carrying amount of assets and liabilities in the financial statements and the corresponding tax base of those items.

In principle, deferred tax liabilities are recognised for all taxable temporary differences. Deferred tax assets are recognised to the extent that it is probable that sufficient taxable amounts will be available against which deductible temporary differences or unused tax losses and tax offsets can be utilised. However, deferred tax assets and liabilities are not recognised if the temporary differences giving rise to them arise from the initial recognition of assets and liabilities (other than as a result of a business combination) which affects neither taxable income nor accounting profit. Furthermore, a deferred tax liability is not recognised in relation to taxable temporary differences arising from goodwill.

Deferred tax assets and liabilities are measured at the tax rates that are expected to apply to the period(s) when the asset and liability giving rise to them are realised or settled, based on tax rates (and tax laws) that have been enacted or substantively enacted by reporting date. The measurement of deferred tax liabilities reflects the tax consequences that would follow from the manner in which the consolidated entity expects, at the reporting date, to recover or settle the carrying amount of its assets and liabilities.

Deferred tax assets and liabilities are offset when there is a legally enforceable right to offset current tax and when the balances relate to taxes levied by the same taxation authority and the company entity intends to settle its tax assets and liabilities on a net basis.

Notes to the financial statements continued

Note 1. Summary of Significant Accounting Policies (continued)

c) Income Tax (continued)

Current and deferred tax for the period

Current and deferred tax is recognised as an expense or income in the statement of comprehensive income, except when it relates to items credited or debited to equity, in which case the deferred tax is also recognised directly in equity, or where it arises from initial accounting for a business combination, in which case it is taken into account in the determination of goodwill or excess.

d) Employee Entitlements

Provision is made for the company's liability for employee benefits arising from services rendered by employees to balance date. Employee benefits that are expected to be settled within one year have been measured at the amounts expected to be paid when the liability is settled, plus related on-costs. Employee benefits payable later than one year have been measured at the present value of the estimated future cash outflows to be made for those benefits.

The company contributes to a defined contribution plan. Contributions to employee superannuation funds are charged against income as incurred.

e) Cash and Cash Equivalents

For the purposes of the statement of cash flows, cash includes cash on hand and in banks and investments in money market instruments, net of outstanding bank overdrafts. Bank overdrafts are shown within borrowings in current liabilities on the balance sheet.

f) Trade Receivables and Payables

Receivables are carried at their amounts due. The collectability of debts is assessed at balance date and specific provision is made for any doubtful accounts. Liabilities for trade creditors and other amounts are carried at cost that is the fair value of the consideration to be paid in the future for goods and services received, whether or not billed to the company.

g) Property, Plant and Equipment

Plant and equipment, leasehold improvements and equipment under finance lease are stated at cost less accumulated depreciation and impairment. Cost includes expenditure that is directly attributable to the acquisition of the item. In the event that settlement of all or part of the purchase consideration is deferred, cost is determined by discounting the amounts payable in the future to their present value as at the date of acquisition.

Depreciation is provided on property, plant and equipment, including freehold buildings but excluding land.

Depreciation is calculated on a straight line basis so as to write off the net cost of each asset over its expected useful life to its estimated residual value. Leasehold improvements are depreciated at the rate equivalent to the available building allowance using the straight line method. The estimated useful lives, residual values and depreciation method is reviewed at the end of each annual reporting period.

Notes to the financial statements continued

Note 1. Summary of Significant Accounting Policies (continued)

g) Property, Plant and Equipment (continued)

The following estimated useful lives are used in the calculation of depreciation:

- leasehold improvements 40 years
- plant and equipment 2.5 - 40 years
- furniture and fittings 4 - 40 years

h) Intangibles

The franchise fee paid to Bendigo and Adelaide Bank Limited has been recorded at cost and is amortised on a straight line basis over the life of the franchise agreement.

i) Payment Terms

Receivables and payables are non interest bearing and generally have payment terms of between 30 and 90 days.

j) Borrowings

All loans are initially measured at the principal amount. Interest is recognised as an expense as it accrues.

k) Financial Instruments

Recognition and initial measurement

Financial instruments, incorporating financial assets and financial liabilities, are recognised when the entity becomes a party to the contractual provisions of the instrument.

Financial instruments are initially measured at fair value plus transaction costs. Financial instruments are classified and measured as set out below.

Derecognition

Financial assets are derecognised where the contractual rights to receipt of cash flows expires or the asset is transferred to another party whereby the entity no longer has any significant continuing involvement in the risks and benefits associated with the asset.

Notes to the financial statements continued

Note 1. Summary of Significant Accounting Policies (continued)

k) Financial Instruments (continued)

Classification and subsequent measurement

(i) Loans and receivables

Loans and receivables are non-derivative financial assets with fixed or determinable payments that are not quoted in an active market and are subsequently measured at amortised cost using the effective interest rate method.

(ii) Held-to-maturity investments

Held-to-maturity investments are non-derivative financial assets that have fixed maturities and fixed or determinable payments, and it is the entity's intention to hold these investments to maturity. They are subsequently measured at amortised cost using the effective interest rate method.

(iii) Financial liabilities

Non-derivative financial liabilities (excluding financial guarantees) are subsequently measured at amortised cost using the effective interest rate method.

Impairment

At each reporting date, the entity assesses whether there is objective evidence that a financial instrument has been impaired. Impairment losses are recognised in the statement of comprehensive income.

l) Leases

Leases of fixed assets where substantially all the risks and benefits incidental to the ownership of the asset, but not the legal ownership are transferred to the company are classified as finance leases. Finance leases are capitalised by recording an asset and a liability at the lower of the amounts equal to the fair value of the leased property or the present value of the minimum lease payments, including any guaranteed residual values. Lease payments are allocated between the reduction of the lease liability and the lease interest expense for the period.

Leased assets are depreciated on a straight-line basis over the shorter of their estimated useful lives or the lease term. Lease payments for operating leases, where substantially all the risks and benefits remain with the lessor, are charged as expenses in the periods in which they are incurred. Lease incentives under operating leases are recognised as a liability and amortised on a straight-line basis over the life of the lease term.

m) Provisions

Provisions are recognised when the economic entity has a legal, equitable or constructive obligation to make a future sacrifice of economic benefits to other entities as a result of past transactions or other past events, it is probable that a future sacrifice of economic benefits will be required and a reliable estimate can be made of the amount of the obligation.

A provision for dividends is not recognised as a liability unless the dividends are declared, determined or publicly recommended on or before the reporting date.

Notes to the financial statements continued

Note 1. Summary of Significant Accounting Policies (continued)

n) Contributed Equity

Ordinary shares are recognised at the fair value of the consideration received by the company. Any transaction costs arising on the issue of ordinary shares are recognised directly in equity as a reduction of the share proceeds received.

o) Earnings Per Share

Basic earnings per share is calculated by dividing the profit attributable to equity holders of the company, excluding any costs of servicing equity other than ordinary shares, by the weighted average number of ordinary shares outstanding during the financial year, adjusted for bonus elements in ordinary shares issued during the year.

p) Goods and Services Tax

Revenues, expenses and assets are recognised net of the amount of Goods and Services Tax (GST), except where the amount of GST incurred is not recoverable from the taxation authority. In these circumstances, the GST is recognised as part of the cost of acquisition of the asset or as part of the expense.

Receivables and payables are stated with the amount of GST included. The net amount of GST recoverable from, or payable to, the taxation authority is included as part of receivables or payables in the balance sheet. Cash flows are included in the statement of cash flows on a gross basis.

The GST components of cash flows arising from investing and financing activities which are recoverable from, or payable to, the taxation authority are classified as operating cash flows.

Note 2. Financial Risk Management

The company's activities expose it to a limited variety of financial risks: market risk (including currency risk, fair value interest risk and price risk), credit risk, liquidity risk and cash flow interest rate risk. The company's overall risk management program focuses on the unpredictability of financial markets and seeks to minimise potential adverse effects on the financial performance of the entity. The entity does not use derivative instruments.

Risk management is carried out directly by the board of directors.

(i) Market risk

The company has no exposure to any transactions denominated in a currency other than Australian dollars.

(ii) Price risk

The company is not exposed to equity securities price risk as it does not hold investments for sale or at fair value. The company is not exposed to commodity price risk.

Notes to the financial statements continued

Note 2. Financial Risk Management (continued)

(iii) Credit risk

The company has no significant concentrations of credit risk. It has policies in place to ensure that customers have an appropriate credit history. The company's franchise agreement limits the company's credit exposure to one financial institution, being Bendigo and Adelaide Bank Limited.

(iv) Liquidity risk

Prudent liquidity management implies maintaining sufficient cash and marketable securities and the availability of funding from credit facilities. The company believes that its sound relationship with Bendigo and Adelaide Bank Limited mitigates this risk significantly.

(v) Cash flow and fair value interest rate risk

Interest-bearing assets are held with Bendigo and Adelaide Bank Limited and subject to movements in market interest. Interest-rate risk could also arise from long-term borrowings. Borrowings issued at variable rates expose the company to cash flow interest-rate risk. The company believes that its sound relationship with Bendigo and Adelaide Bank Limited mitigates this risk significantly.

(vi) Capital management

The board's policy is to maintain a strong capital base so as to sustain future development of the company. The board of directors monitor the return on capital and the level of dividends to shareholders. Capital is represented by total equity as recorded in the balance sheet.

In accordance with the franchise agreement, in any 12 month period, the funds distributed to shareholders shall not exceed the distribution limit.

- (i) the distribution limit is the greater of:
 - (a) 20% of the profit or funds of the franchisee otherwise available for distribution to shareholders in that 12 month period; and
 - (b) subject to the availability of distributable profits, the relevant rate of return multiplied by the average level of share capital of the franchisee over that 12 month period; and
- (ii) the relevant rate of return is equal to the weighted average interest rate on 90 day bank bills over that 12 month period plus 5%.

The board is managing the growth of the business in line with this requirement. There are no other externally imposed capital requirements, although the nature of the company is such that amounts will be paid in the form of charitable donations and sponsorship. Charitable donations and sponsorship paid for the year ended 30 June 2010 can be seen in the statement of comprehensive income.

There were no changes in the company's approach to capital management during the year.

Notes to the financial statements continued

Note 3. Critical Accounting Estimates and Judgements

Estimates and judgements are continually evaluated and are based on historical experience and other factors, including expectations of future events that may have a financial impact on the entity and that are believed to be reasonable under the circumstances.

The company makes estimates and assumptions concerning the future. The resulting accounting estimates will, by definition, seldom equal the related actual results.

Management has identified the following critical accounting policies for which significant judgements, estimates and assumptions are made. Actual results may differ from these estimates under different assumptions and conditions and may materially affect financial results or the financial position reported in future periods.

Further details of the nature of these assumptions and conditions may be found in the relevant notes to the financial statements.

Taxation

Judgement is required in assessing whether deferred tax assets and certain tax liabilities are recognised on the balance sheet. Deferred tax assets, including those arising from un-recouped tax losses, capital losses and temporary differences, are recognised only where it is considered more likely than not that they will be recovered, which is dependent on the generation of sufficient future taxable profits.

Assumptions about the generation of future taxable profits depend on management's estimates of future cash flows. These depend on estimates of future sales volumes, operating costs, capital expenditure, dividends and other capital management transactions. Judgements are also required about the application of income tax legislation.

These judgements and assumptions are subject to risk and uncertainty, hence there is a possibility that changes in circumstances will alter expectations, which may impact the amount of deferred tax assets and deferred tax liabilities recognised on the balance sheet and the amount of other tax losses and temporary differences not yet recognised. In such circumstances, some or all of the carrying amount of recognised deferred tax assets and liabilities may require adjustment, resulting in corresponding credit or charge to the statement of comprehensive income.

Estimation of useful lives of assets

The estimation of the useful lives of assets has been based on historical experience and the condition of the asset is assessed at least once per year and considered against the remaining useful life. Adjustments to useful lives are made when considered necessary.

Goodwill

Goodwill represents the excess of the cost of an acquisition over the fair value of the company's share of the net identifiable assets of the acquired branch/agency at the date of acquisition. Goodwill on acquisition is included in intangible assets. Goodwill is not amortised. Instead, goodwill is tested for impairment annually, or more frequently if events or changes in circumstances indicate that it might be impaired, and is carried at cost less accumulated impairment losses.

The calculations require the use of assumptions.

Notes to the financial statements continued

Note 3. Critical Accounting Estimates and Judgements (continued)

Impairment of assets

At each reporting date, the company reviews the carrying amounts of its tangible and intangible assets that have an indefinite useful life to determine whether there is any indication that those assets have suffered an impairment loss. If any such indication exists, the recoverable amount of the asset is estimated in order to determine the extent of the impairment loss (if any). Where the asset does not generate cash flows that are independent from other assets, the consolidated entity estimates the recoverable amount of the cash-generating unit to which the asset belongs.

Recoverable amount is the higher of fair value less costs to sell and value in use. In assessing value in use, the estimated future cash flows are discounted to their present value using a pre-tax discount rate that reflects current market assessments of the time value of money and the risks specific to the asset for which the estimates of future cash flows have not been adjusted.

If the recoverable amount of an asset (or cash-generating unit) is estimated to be less than its carrying amount, the carrying amount of the asset (cash-generating unit) is reduced to its recoverable amount. An impairment loss is recognised in profit or loss immediately, unless the relevant asset is carried at fair value, in which case the impairment loss is treated as a revaluation decrease.

Where an impairment loss subsequently reverses, the carrying amount of the asset (cash-generating unit) is increased to the revised estimate of its recoverable amount, but only to the extent that the increased carrying amount does not exceed the carrying amount that would have been determined had no impairment loss been recognised for the asset (cash-generating unit) in prior years. A reversal of an impairment loss is recognised in profit or loss immediately, unless the relevant asset is carried at fair value, in which case the reversal of the impairment loss is treated as a revaluation increase.

	2010 \$	2009 \$
--	------------	------------

Note 4. Revenue from Ordinary Activities

Operating activities:

- services commissions	642,550	468,203
- other revenue	109	122
Total revenue from operating activities	642,659	468,325

Non-operating activities:

- interest received	631	-
Total revenue from non-operating activities	631	-
Total revenues from ordinary activities	643,290	468,325

Notes to the financial statements continued

	Note	2010 \$	2009 \$
Note 5. Expenses			
Depreciation of non-current assets:			
- plant and equipment		6,667	4,383
- leasehold improvements		4,835	6,292
Amortisation of non-current assets:			
- franchise agreement		12,000	12,000
		23,502	22,675
Finance costs:			
- interest paid		1,381	10,062
Bad debts		538	2,388

Note 6. Income Tax Expense/Credit

The components of tax expense comprise:

- Current tax			
- Future income tax benefit attributed to losses previously not bought to account		(76,609)	-
- Movement in deferred tax		(6,648)	(3,065)
- Recoup of prior year tax loss		49,652	11,553
- Under/(Over) provision of tax in the prior period		-	-
		(33,905)	8,488

The prima facie tax on profit from ordinary activities before income tax is reconciled to the income tax expense as follows:

Operating profit		168,683	24,027
Prima facie tax on profit from ordinary activities at 30%		50,604	7,208
Add tax effect of:			
- non-deductible expenses		3,600	3,600
- timing difference expenses		(1,000)	2,755
- other deductible expenses		(3,552)	(2,010)
		49,652	11,553

Notes to the financial statements continued

	Note	2010 \$	2009 \$
Note 6. Income Tax Expense/Credit (continued)			
Movement in deferred tax	11	(33,905)	8,488
Recoupment of prior year tax losses		(49,652)	(11,553)
		(33,905)	8,488

Note 7. Cash and Cash Equivalents

Cash at bank and on hand		2,071	32
Term deposits		90,000	-
		92,071	32

The above figures are reconciled to cash at the end of the financial year as shown in the statement of cashflows as follows:

Note 7.(a) Reconciliation of cash

Cash at bank and on hand		2,071	32
Term deposits		90,000	-
Bank overdraft		-	(59,761)
		92,071	(59,729)

Note 8. Trade and Other Receivables

Trade receivables		51,934	45,094
Prepayments		5,038	7,332
		56,792	52,426

Notes to the financial statements continued

	2010 \$	2009 \$
Note 9. Property, Plant and Equipment		
Plant and equipment		
At cost	62,117	58,201
Less accumulated depreciation	(33,262)	(28,426)
	28,855	29,775
Leasehold improvements		
At cost	162,527	156,281
Less accumulated depreciation	(30,249)	(23,582)
	132,278	132,699
Total written down amount	161,133	162,474
Movements in carrying amounts:		
Plant and equipment		
Carrying amount at beginning	29,775	34,158
Additions	3,915	-
Less: depreciation expense	(4,835)	(4,383)
Carrying amount at end	28,855	29,775
Leasehold improvements		
Carrying amount at beginning	132,699	138,991
Additions	6,246	-
Less: depreciation expense	(6,667)	(6,292)
Carrying amount at end	132,278	132,699
Total written down amount	161,133	162,474

Notes to the financial statements continued

	2010 \$	2009 \$
Note 10. Intangible Assets		
Franchise fee		
At cost	60,000	60,000
Less: accumulated amortisation	(57,000)	(45,000)
Total written down amount	3,000	15,000
Note 11. Tax		
Non-Current:		
Deferred tax assets		
- accruals	38	-
- employee provisions	7,963	-
- tax losses carried forward	90,675	63,418
	98,676	63,418
Deferred tax liability		
- accruals	1,353	-
- deductible prepayments	1,353	-
Net deferred tax asset	97,323	63,418
Movement in deferred tax charged to statement of comprehensive income	33,905	(8,488)

Notes to the financial statements continued

	Note	2010 \$	2009 \$
Note 12. Trade and Other Payables			
Trade creditors		17,125	16,971
Other creditors & accruals		3,300	3,316
		20,425	20,287

Note 13. Borrowings

Current:

Bank overdrafts		-	59,761
-----------------	--	---	--------

Note 14. Provisions

Current:

Provision for annual leave		17,491	20,206
----------------------------	--	--------	--------

Non-Current:

Provision for long service leave		9,053	5,287
----------------------------------	--	-------	-------

Number of employees at year end		5	5
---------------------------------	--	---	---

Notes to the financial statements continued

	2010 \$	2009 \$
Note 15. Contributed Equity		
671,710 Ordinary shares fully paid (2009: 671,710)	671,710	671,710
Less: equity raising expenses	(33,496)	(33,496)
	638,214	638,214

Rights attached to shares

(a) Voting rights

Subject to some limited exceptions, each member has the right to vote at a general meeting.

On a show of hands or a poll, each member attending the meeting (whether they are attending the meeting in person or by attorney, corporate representative or proxy) has one vote, regardless of the number of shares held. However, where a person attends a meeting in person and is entitled to vote in more than one capacity (for example, the person is a member and has also been appointed as proxy for another member) that person may only exercise one vote on a show of hands. On a poll, that person may exercise one vote as a member and one vote for each other member that person represents as duly appointed attorney, corporate representative or proxy.

The purpose of giving each member only one vote, regardless of the number of shares held, is to reflect the nature of the company as a community based company, by providing that all members of the community who have contributed to the establishment and ongoing operation of the **Community Bank**[®] have the same ability to influence the operation of the company.

(b) Dividends

Generally, dividends are payable to members in proportion to the amount of the share capital paid up on the shares held by them, subject to any special rights and restrictions for the time being attaching to shares. The franchise agreement with Bendigo and Adelaide Bank Limited contains a limit on the level of profits or funds that may be distributed to shareholders. There is also a restriction on the payment of dividends to certain shareholders if they have a prohibited shareholding interest (see below).

(c) Transfer

Generally, ordinary shares are freely transferable. However, the directors have a discretion to refuse to register a transfer of shares.

Subject to the foregoing, shareholders may transfer shares by a proper transfer effected in accordance with the company's constitution and the Corporations Act.

Notes to the financial statements continued

Note 15. Contributed Equity (continued)

Prohibited shareholding interest

A person must not have a prohibited shareholding interest in the company.

In summary, a person has a prohibited shareholding interest if any of the following applies:

- They control or own 10% or more of the shares in the company (the “10% limit”).
- In the opinion of the board they do not have a close connection to the community or communities in which the company predominantly carries on business (the “close connection test”).
- Where the person is a shareholder, after the transfer of shares in the company to that person the number of shareholders in the company is (or would be) lower than the base number (the “base number test”). The base number is 130. As at the date of this report, the company had 255 shareholders.

As with voting rights, the purpose of this prohibited shareholding provision is to reflect the community-based nature of the company.

Where a person has a prohibited shareholding interest, the voting and dividend rights attaching to the shares in which the person (and his or her associates) have a prohibited shareholding interest, are suspended.

The board has the power to request information from a person who has (or is suspected by the board of having) a legal or beneficial interest in any shares in the company or any voting power in the company, for the purpose of determining whether a person has a prohibited shareholding interest. If the board becomes aware that a member has a prohibited shareholding interest, it must serve a notice requiring the member (or the member’s associate) to dispose of the number of shares the board considers necessary to remedy the breach. If a person fails to comply with such a notice within a specified period (that must be between three and six months), the board is authorised to sell the specified shares on behalf of that person. The holder will be entitled to the consideration from the sale of the shares, less any expenses incurred by the board in selling or otherwise dealing with those shares.

In the constitution, members acknowledge and recognise that the exercise of the powers given to the board may cause considerable disadvantage to individual members, but that such a result may be necessary to enforce the prohibition.

	2010	2009
	\$	\$
Note 16. Accumulated Losses		
Balance at the beginning of the financial year	(450,405)	(465,944)
Net profit from ordinary activities after income tax	202,588	15,539
Dividends paid or provided for	(26,867)	-
Balance at the end of the financial year	(274,684)	(450,405)

Notes to the financial statements continued

	2010 \$	2009 \$
Note 17. Statement of Cashflows		
Reconciliation of profit from ordinary activities after tax to net cash provided by operating activities		
Profit from ordinary activities after income tax	202,588	15,539
Non cash items:		
- depreciation	11,502	10,675
- amortisation	12,000	12,000
Changes in assets and liabilities:		
- increase in receivables	(4,546)	(11,570)
- (increase)/decrease in other assets	(33,905)	8,488
- increase in payables	5,587	5,517
-increase/(decrease) in provisions	(4,397)	11,614
Net cashflows provided by operating activities	188,829	52,263

Note 18. Leases

Operating lease commitments

Non-cancellable operating leases contracted for but not capitalised in the financial statements

Payable - minimum lease payments		
- not later than 12 months	28,675	28,264
- between 12 months and 5 years	120,076	2,367
- greater than 5 years	-	-
	148,751	30,631

The business premises lease is a non-cancellable lease with a five-year term, with rent payable monthly in advance. The option to lease the premises for a second 5 year term was exercised in April 2010.

Notes to the financial statements continued

	2010 \$	2009 \$
Note 19. Auditors' Remuneration		
Amounts received or due and receivable by the auditor of the company for:		
- audit & review services	5,500	4,500
- share registry services	1,450	2,038
- non audit services	2,332	1,086
	9,282	7,624

Note 20. Director and Related Party Disclosures

The names of directors who have held office during the financial year are:

Graham Richard Cummins

Lance Steven Cummins

Ian Peter Chambers

Gregory Cecil Thomasson

Pamela Patricia Harrison (Resigned 4 February 2009)

Mark Charles Swaffield (Appointed 25 November 2009)

George Meacham (Appointed 17 December 2009)

James Mc Rae (Appointed 17 December 2009)

Robert George Hodgson (Resigned 25 November 2009)

Transactions between related parties are on normal commercial terms and conditions no more favourable than those available to other parties unless otherwise stated.

Transactions with related parties:

Shanahan Swaffield Partners of Yeppon, of which Mark Charles Swaffield is a Partner

supplied professional services to the value of

410

320

Notes to the financial statements continued

Note 20. Director and Related Party Disclosures (continued)

Directors Shareholdings	2010	2009
Graham Richard Cummins	62,001	62,001
Lance Steven Cummins	62,001	62,001
Ian Peter Chambers	10,000	3,000
Gregory Cecil Thomasson	5,001	5,001
Pamela Patricia Harrison (Resigned 4 February 2009)	-	-
Mark Charles Swaffield (Appointed 25 November 2009)	-	-
George Meacham (Appointed 17 December 2009)	-	-
James Mc Rae (Appointed 17 December 2009)	-	-
Robert George Hodgson (Resigned 25 November 2009)	27,501	27,501

Movement in directors shareholdings are outlined above.

	2010	2009
	\$	\$

Note 21. Dividends Paid or Provided

a. Dividends paid during the year

Current year dividend		
Unfranked dividend - 4 cents		
(2009: Nil cents) per share	26,868	-

Notes to the financial statements continued

	2010 \$	2009 \$
Note 22. Earnings Per Share		
(a) Profit attributable to the ordinary equity holders of the company used in calculating earnings per share	202,588	15,539
	Number	Number
(b) Weighted average number of ordinary shares used as the denominator in calculating basic earnings per share	671,710	671,710

Note 23. Events Occurring After the Balance Sheet Date

There have been no events after the end of the financial year that would materially affect the financial statements.

Note 24. Contingent Liabilities

There were no contingent liabilities at the date of this report to affect the financial statements.

Note 25. Segment Reporting

The economic entity operates in the service sector where it facilitates community banking services in Emu Park and district, Queensland, pursuant to a franchise agreement with Bendigo and Adelaide Bank Limited.

Note 26. Registered Office/Principal Place of Business

The registered office and principal place of business is:

Registered Office
25 Pattison Street
Emu Park QLD 4710

Principal Place of Business
25 Pattison Street
Emu Park QLD 4710

Notes to the financial statements continued

Note 28. Financial Instruments

Net Fair Values

The net fair values of financial assets and liabilities approximate the carrying values as disclosed in the balance sheet. The company does not have any unrecognised financial instruments at the year end.

Credit Risk

The maximum exposure to credit risk at balance date to recognised financial assets is the carrying amount of those assets as disclosed in the balance sheet and notes to the financial statements.

There are no material credit risk exposures to any single debtor or group of debtors under financial instruments entered into by the economic entity.

Interest Rate Risk

Financial instrument	Floating interest rate		Fixed interest rate maturing in						Non interest bearing		Weighted average effective interest rate	
			1 year or less		Over 1 to 5 years		Over 5 years					
	2010	2009	2010	2009	2010	2009	2010	2009	2010	2009	2010	2009
	\$	\$	\$	\$	\$	\$	\$	\$	\$	\$	%	%
Financial Assets												
Cash and cash equivalents	1,888	-	90,000	-	-	-	-	-	183	32	0.98	Nil
Receivables	-	-	-	-	-	-	-	-	56,972	52,426	N/A	N/A
Financial Liabilities												
Interest bearing liabilities	-	59,760	-	-	-	-	-	-	-	-	Nil	12.09
Payables	-	-	-	-	-	-	-	-	20,425	40,287	N/A	N/A

Directors' declaration

In accordance with a resolution of the directors of Emu Park & District Financial Services Limited, we state that:


In the opinion of the directors:

- (a) the financial statements and notes of the company are in accordance with the Corporations Act 2001, including:
 - (i) giving a true and fair view of the company's financial position as at 30 June 2010 and of its performance for the financial year ended on that date; and
 - (ii) complying with Accounting Standards, the Corporations Regulations 2001 and other mandatory professional reporting requirements; and
- (b) there are reasonable grounds to believe that the company will be able to pay its debts as and when they become due and payable.
- (c) the audited remuneration disclosures set out in the remuneration report section of the directors' report comply with Accounting Standard AASB174 Related Party Disclosures and the Corporations Regulations 2001.

This declaration is made in accordance with a resolution of the board of directors.



Graham Richard Cummins, Chairman



Lance Steven Cummins, Treasurer

Signed on the 23rd of September 2010.

Independent audit report



Chartered Accountants & Business Advisors

PO Box 454
Bendigo VIC 3552
61-65 Bull Street
Bendigo VIC 3550
Phone (03) 5443 0344
Fax (03) 5443 5304
afs@afsbendigo.com.au
www.afsbendigo.com.au
ABN 51 061 795 337

INDEPENDENT AUDITOR'S REPORT

To the members of Emu Park & District Financial Services Limited

We have audited the accompanying financial report of Emu Park & District Financial Services Limited, which comprises the balance sheet as at 30 June 2010, statement of comprehensive income, statement of changes in equity and cash flow statement for the year then ended, a summary of significant accounting policies and other explanatory notes and the Directors' Declaration.

Directors' Responsibility for the Financial Report

The directors of the company are responsible for the preparation and presentation of the financial report in accordance with Australian Accounting Standards (including the Australian Accounting Interpretations) and the Corporations Act 2001. This responsibility includes establishing and maintaining internal controls relevant to the preparation and presentation of the financial report that is free from material misstatement, whether due to fraud or error; selecting and applying appropriate accounting policies; and making fair accounting estimates that are reasonable in the circumstances. In note 1, the directors also state in accordance with the Accounting Standard AASB 101 Presentation of Financial Statements that the financial statements comply with International Financial Reporting Standards.

Auditor's Responsibility

Our responsibility is to express an opinion on the financial report based on our audit. We conducted our audit in accordance with Australian Auditing Standards. These auditing standards require that we comply with relevant ethical requirements relating to audit engagements and plan and perform the audit to obtain reasonable assurance whether the financial report is free from material misstatement.

An audit involves performing procedures to obtain audit evidence about the amounts and disclosures in the financial report. The procedures selected depend on our judgement, including the assessment of the risks of material misstatement of the financial report, whether due to fraud or error. In making those risk assessments, we consider internal controls relevant to the entity's preparation and presentation of the financial report in order to design audit procedures that are appropriate in the circumstances, but not for the purpose of expressing an opinion on the effectiveness of the entity's internal control. An audit also includes evaluating the appropriateness of accounting policies used and the reasonableness of accounting estimates made by the directors, as well as evaluating the overall presentation of the financial report.

Our audit did not involve an analysis of the prudence of business decisions made by directors or management.

We believe that the audit evidence we have obtained is sufficient and appropriate to provide a basis for our audit opinion.

Liability limited by a scheme approved under Professional Standards Legislation

Independent audit report continued

Independence

In conducting our audit we have complied with the independence requirements of the Corporations Act 2001. We have given to the directors of the company a written Auditor's Independence Declaration, a copy of which is included in the Directors' Report. In addition to our audit of the financial report and the remuneration disclosures, we were engaged to undertake the services disclosed in the notes to the financial statements. The provision of these services has not impaired our independence.

Auditor's Opinion on the Financial Report

In our opinion:

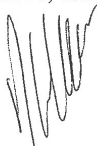
- 1) The financial report of Emu Park & District Financial Services Limited is in accordance with the Corporations Act 2001 including giving a true and fair view of the company's financial position as at 30 June 2010 and of its financial performance and its cash flows for the year then ended and complying with Australian Accounting Standards (including the Australian Accounting Interpretations) and the Corporations Regulations 2001.
- 2) The financial report also complies with International Financial Reporting Standards as issued by the International Accounting Standards Board.

Report on the Remuneration Report

We have audited the Remuneration Report included in the Directors' Report for the year ended 30 June 2010. The directors of the company are responsible for the preparation and presentation of the Remuneration Report in accordance with section 300A of the Corporations Act 2001. Our responsibility is to express an opinion on the Remuneration Report, based on our audit conducted in accordance with Australian Auditing Standards.

Auditor's Opinion

In our opinion, the Remuneration Report of Emu Park & District Financial Services Limited for the year ended 30 June 2010, complies with section 300A of the Corporations Act 2001.



David Hutchings
ANDREW FREWIN & STEWART
61-65 Bull Street, Bendigo, 3550

Dated this 23rd day of September 2010

BSX report

Share information

In accordance with Bendigo Stock Exchange listing rules the Company provides the following information as at 29 September 2010, which is within 6 weeks of this report being sent to shareholders.

The following table shows the number of shareholders, broken into various categories showing the total number of shares held.

Number of shares held	Number of shareholders
1 to 1,000	147
1,001 to 5,000	92
5,001 to 10,000	9
10,001 to 100,000	7
100,001 and over	Nil
Total shareholders	255

Each of the above shareholders are entitled to 1 vote, irrespective of the number of shares held.

There are no substantial shareholders (holding more than 5% of voting rights) as each shareholder is entitled to 1 vote. Normally holding more than 5% of total issued shares would create a substantial shareholder, but this is not applicable due to the voting restrictions for the Company.

There are 2 shareholders holding less than a marketable parcel of shares (\$500 in value).

There are no restricted securities on issue.

All shares on issue are ordinary shares fully paid to \$1 per share. There are no unquoted equity securities.

BSX report continued

The following table shows the 10 largest shareholders.

Shareholder		Number of shares	Percentage of capital
GR, DM, LS & JL Cummins	<Cummins Super Fund No. 1>	32,000	4.76%
TT Cummins & Son Pty Ltd	<Cummins Family A/C>	30,000	4.47%
Katie Joy Rollston		27,500	4.09%
Robert & Pamela Hodgson	<Golobadana P/L Super Fund A/C>	25,000	3.72%
William Leslie Price		25,000	3.72%
Sharonne Gillian & William Ernest Lang		20,000	2.98%
John Anthony Doyle		20,000	2.98%
Ian Harry & Margaret Kay Howard-Smith		10,000	1.49%
Pamela Howle		10,000	1.49%
Gordon W & Glenda M Johnson	<G M & G W Johnson A/C>	10,000	1.49%
Trevor Gordon Boswood		10,000	1.49%
J R Perkin & J S Gardiner	<Gardiner Super Fund A/C>	10,000	1.49%
Laurie J & Helen L Johansen	<Johansen Family A/C>	10,000	1.49%
Glenn Stewart & Janet Dale Porter		10,000	1.49%
		249,500	37.14%

Registered office and principal administrative Office

The registered office of the Company is located at:

25 Pattison Street
EMU PARK QLD 4710
Phone: (07) 4939 6441

The principal administrative office of the Company is located at:

25 Pattison Street
EMU PARK QLD 4710
Phone: (07) 4939 6441

Security Register

The security register (share register) is kept at:

AFS & Associates Pty Ltd
PO Box 454
BENDIGO VIC 3552

Other Information

Please refer to the Directors Report, within the annual report, for details of the Company Secretary and main corporate governance practices of the entity.

There are no material differences between the information in the Company's Annexure 3A and the information in the financial documents in its annual report.

Emu Park **Community Bank**[®] Branch
25 Pattison Street, Emu Park QLD 4710
Phone: 4939 6441

Franchisee: Emu Park & District Financial Services Limited
25 Pattison Street, Emu Park QLD 4710
Phone: 4939 6441
ABN: 41 113 396 768

www.bendigobank.com.au/emu_park
Bendigo and Adelaide Bank Limited,
The Bendigo Centre, Bendigo VIC 3550
ABN 11 068 049 178. AFSL 237879.
(KKQAR10001) (06/10)