



# Annual Report 2016

Macedon Ranges  
Community Enterprises Ltd

ABN 57 130 493 499

Gisborne & District **Community Bank**<sup>®</sup> Branch

# Contents

---

<b>Chairman's report</b>	<b>2</b>
<b>Manager's report</b>	<b>5</b>
<b>Directors' report</b>	<b>6</b>
<b>Auditor's independence declaration</b>	<b>12</b>
<b>Financial statements</b>	<b>13</b>
<b>Notes to the financial statements</b>	<b>17</b>
<b>Directors' declaration</b>	<b>40</b>
<b>Independent audit report</b>	<b>41</b>

# Chairman's report

---

For year ending 30 June 2016

It is my privilege and great pleasure to report on the continued growth and strong performance of your **Community Bank**<sup>®</sup> company despite economic uncertainty and continuing low interest rates.

## Special acknowledgement

On behalf of the Board, shareholders, staff and the wider community I wish to acknowledge the retirement of the last of our founding Directors: Maurie Bourke – Chair of the Steering Committee that established our branch, and original Chairman of Macedon Ranges Community Enterprises Ltd MRCEL; and Barry Mullin who was an original Director, and until December our most recent Chairman. Both gentlemen provided outstanding service and contributions towards the successful establishment of our branch. Without their leadership, dedication and the mentoring role they played, our business would not be as successful as it is.

## Operations

The company experienced a very busy trading year with total revenues growing by 10.7% to \$964,279. Profit before charitable donations and sponsorships was \$229,690; an increase of 42.0% over the previous year while expenses, excluding the transfer to the Community Enterprise Foundation™ increased by 0.75% to \$674,589 (2015 \$669,581). Community investments increased to \$173,512, a 95.4% increase over the prior year. A further \$60,000 was transferred to our account with the Community Enterprise Foundation™, increasing that account to \$100,000 which can be directed towards future charitable projects. Net profit after tax of \$45,912 (2015 \$43,981) emphasises the strength of our operations given the increase in our community investing.

In recognition of our continuing growth and sustained profitability, the Board is pleased to confirm that a fully franked dividend of 6 cents per ordinary share has been declared for the current year.

## Community investments

The company continues to support a wide range of activities in the Gisborne and district area. These cover all aspects of our community: education, sporting groups, health and wellbeing, cultural and community activities. Each year we hold two Community Investment evenings which sees a wide range of groups come together to receive their grants and sponsorships. Of particular note during the 2015/16 financial year were the following:

- Provision of a new bus for Macedon Ranges Health (funded over five years);
- A \$20,000 grant to assist the Riddells Creek Park Upgrade Committee install a flying fox at the Riddell Community Lions Park;
- A \$35,000 grant to Gisborne Secondary College to enable the installation of an improved sound system in their new Barcham Performing Arts Centre;
- A \$5,000 deposit into our newly created Community Response Account (held at the Community Enterprise Foundation™). This is a seeding account created in advance of any major crisis/disaster occurring within our area. The fund can be activated immediately for community donations and will be managed in partnership with the Macedon Ranges Shire Disaster Relief Committee, to which we have representation. Funds will be disseminated to the community in conjunction/consultation with Macedon Ranges Health. Following the Sunbury-Riddell-Romsey fires in February 2014, we are pleased that our community is now better prepared to respond quickly to a declared disaster;
- The granting of a 3rd tertiary scholarship to the value of \$18,000 over three years. This is in partnership with La Trobe University who equally match our bequest. This year's scholar is Kirsten Lanyon (ex Gisborne Secondary College) who is studying Human Services at La Trobe-Bundoora; and

# Chairman's report (continued)

---

- In addition to investments made locally, I am pleased to report that we have also made contributions to other **Community Bank**<sup>®</sup> company relief appeals for floods in Tasmania and fires in South Australia; and taken up a four-year contribution to assist the Youth Foundation Parkville College Program 2016-2019 (Parkville Youth Detention Centre).

## Short-term outlook

We have recently completed our budget for 2016/17 and can report that we expect continued growth in our business footings. This will allow significant funds to again be invested back into our community. The Board looks forward to expanding both the number of community recipients of our grants and investments, and the total overall benefit we convey to our community.

Our plans to have a banking presence in Riddells Creek remain a key element in our growth strategy. There have been a lot of changes in the style and delivery of banking services across Australia in recent years, so we continue our discussions with Bendigo and Adelaide Bank to determine the best way in delivering these to Riddell for the benefit of the community and to our company.

At the start of 2015 Bendigo Bank, in conjunction with the **Community Bank**<sup>®</sup> Strategic Advisory Board, presented a full review of the **Community Bank**<sup>®</sup> model titled "Project Horizon". It is 18 years since the inception of the first **Community Bank**<sup>®</sup> branch, a number that has now grown to more than 310. The core elements or pillars of the model have been identified and strategies developed to strengthen and grow the network and the benefits it provides both Bendigo Bank and the communities in which **Community Bank**<sup>®</sup> branches operate.

We are pleased to report that the review, and changes it proposed, have not adversely impacted our business. Rather, the increased level of collaboration between branches is enhancing our ability to provide benefits to our community. To date over \$148 million in community contributions have been returned to local communities. The Gisborne & District **Community Bank**<sup>®</sup> Branch (just eight years old) has invested over \$500,000 back into the community. This is the true 'point-of-difference' between Bendigo Bank **Community Bank**<sup>®</sup> branches and other banks. It is therefore appropriate to thank our customers, whose continued support allows our business to grow and return a community benefit via our grants and community investment programme.

## Staff

In August we accepted the resignation of our Branch Manager, Susan Tresidder. Susan has been with the branch for seven years serving as Manager for the last four. During that time branch footings doubled and now exceed \$140 million; growth of almost 20% in the past year alone; an outstanding achievement by Susan and our staff.

We thank Susan for her fantastic contribution to our growth, and wish her well in her new role within Bendigo Bank and to the sea change she has undertaken.

We have also said a temporary farewell to Sarah Barton who is now on maternity leave replaced by Angela Dickens.

Thanks also to Corrine Shaddock, our Public Relations Officer who has done a wonderful job in promoting the **Community Bank**<sup>®</sup> branch through various media forms.

On behalf of the Board and shareholders, I thank our staff for their fantastic effort in generating this outstanding result. Being named 'Branch of the Quarter' in September 2015 and June 2016 was recognition of their efforts.

It is with great pleasure we welcome Ian Perry, our new branch member to the Gisborne & District **Community Bank**<sup>®</sup> Branch team. Ian has over 20 years of banking experience, and while he comes to us from outside the Bendigo Bank network, he brings with him a wealth of knowledge in lending, credit control and branch management. Ian has lived in the Macedon Ranges for some 6 years, and is excited at strengthening his ties with various local groups and organisations, and contributing to our community. Ian commenced employment with us at the end of August.

## Directors

As mentioned earlier, both Maurie Bourke and Barry Mullen resigned from the Board in December 2015; and we thank them for their magnificent service to our company.

# Chairman's report (continued)

---

In January 2016 the Board was pleased to appoint Adam McKie and Andrew Nicoll as new Directors. Adam and Andrew had both attended several months of Board and sub-committee meetings and have since contributed greatly to the on-going success of our business.

I would also like to acknowledge the great assistance provided to the Board by Brian Collins (Treasurer), Gary McSwain (Secretary), and Karen Clifford (Marketing and Community Investment Committee Chair)

The Board has also proposed the adoption of the Directors Privileges Package offered by Bendigo Adelaide Bank which will be put to shareholders for decision at the November Annual General Meeting. The benefits received are equal to those available to shareholders of Bendigo Adelaide Bank. This Package will have a marginal impact on our income streams; and as unpaid volunteers that commit long hours towards the betterment of the company and branch activities, the Board recommends its adoption.

## **Relationship with Bendigo and Adelaide Bank Limited**

The **Community Bank**<sup>®</sup> Strategic Advisory Board (CBSAB) on behalf of all **Community Bank**<sup>®</sup> branches recently commissioned a review of our revenue share arrangements with Bendigo and Adelaide Bank under the Funds Transfer Pricing (FTP) model as determined within our Franchise agreement. The results of this review have been considered by our Directors and we are satisfied with the results. Accordingly we have signed a First Amending Deed to our Franchise agreement with Bendigo and Adelaide Bank. This became effective for Gisborne & District **Community Bank**<sup>®</sup> Branch on 1 August 2016.

Bendigo and Adelaide Bank also commissioned an external review of the CBSAB by the Nous Group. The review recommendations were advised to all **Community Bank**<sup>®</sup> companies in July 2016. We have been advised that almost all recommendations have been adopted, and the autonomy of the CBSAB as our advocate in negotiating any changes to our Franchise agreement, or revenue share arrangements have been protected, if not strengthened. As a Board, your Directors are satisfied that the review was both worthwhile and of benefit to us in protecting our position as a Franchisee operator of a **Community Bank**<sup>®</sup> branch.

Bendigo and Adelaide Bank Limited have also recently restructured their regional management teams. While this has changed the personnel our Board liaises with, we are happy with the close working relationship we continue to have with regional management.

On behalf of the Board of Directors, I commend this report to you.



**Graham Stewart**  
**Chairman**

# Manager's report

For year ending 30 June 2016

Financial year 2016 has seen significant growth in our footings for Gisborne & District **Community Bank**<sup>®</sup> Branch.

As Manager of Gisborne & District **Community Bank**<sup>®</sup> Branch over the last four years and as a staff member for seven years I am immensely proud of the success of the branch which has been due to the collective effort of the staff and Board.

The staff take immense pride in providing great service and by providing financial solutions to meet our customers' needs. As a result of this our customers now exceed 2,700 and footings increased by \$26 million one of our best years since opening in 2008.

This is my final report as I relocate with my sea change, what a great note to finish on.

I believe the business is poised to continue growing as more and more people share their stories about the branch and the effects of the **Community Bank**<sup>®</sup> branch in their local area.

In the last seven years that I have worked for the Gisborne & District **Community Bank**<sup>®</sup> Branch we have invested over \$500,000 back into the local community in the form of grants and sponsorships to local not for profit community groups. We have been involved in many community events and have developed very strong ties with many not for profit groups.

I am particularly proud of the association with Macedon Ranges Health and our collaboration with their annual colour fun run and recent addition of a Community Bus that provides much need transport for residents of The Oaks.

This is the rewarding side of the **Community Bank**<sup>®</sup> model, providing great service and banking solutions to our customers, getting involved in the local community and seeing how banking with Gisborne & District **Community Bank**<sup>®</sup> Branch provides direct benefits to the local community.

Another success story I am immensely proud of is the three scholarships that are enabling local teenagers to attend Latrobe University for three years.

In my time we have also worked closely with many sporting groups and have provided substantial support to the Macedon Ranges Netball Association when they were building the new pavilion and the courts.

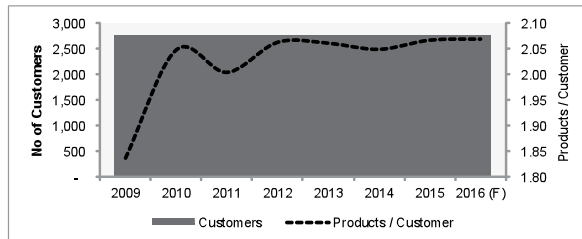
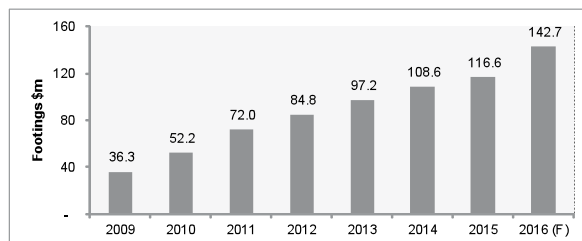
There have also been countless smaller groups who so rarely gain funds or grants from other sources who have been incredible advocates for the branch.

This has been a collaborative effort from initial support from shareholders, Directors past and present staff and our customers. Without our customers none of this would be possible.

I have enjoyed my time with the Gisborne & District **Community Bank**<sup>®</sup> Branch and will miss the many friendships made, however I leave knowing the future is assured and that the local community will continue to support this wonderful community asset.



**Susan Tresidder**  
Manager



# Directors' report

---

For the financial year ended 30 June 2016

The Directors present their report of the company for the financial year ended 30 June 2016.

## Directors

The following persons were Directors of Macedon Ranges Community Enterprises Limited during or since the end of the financial year up to the date of this report:

### **Maurice Thomas Bourke, Director (Resigned 7 December 2015)**

Experience and expertise	Retired Bank Manager. Chairperson from 2008-2013.
Other current Directorships	Nil
Former Directorships in last 3 years	Nil
Special responsibilities	Nil

### **Barry Charles Mullen, M.B, B.S., Director (Resigned 7 December 2015)**

Experience and expertise	Retired Medical GP
Other current Directorships	Nil
Former Directorships in last 3 years	Nil
Special responsibilities	Appointed Chairperson in 2013.

### **Robert Allan Paterson, Director**

Experience and expertise	Extensive experience in hardware industry.
Other current Directorships	Director in family owned hardware company.
Former Directorships in last 3 years	Nil
Special responsibilities	Nil

### **Brian Patrick Collins, B. Com., B.Bus. (Local Government), CPA, Director**

Experience and expertise	Accountant. Extensive business and financial management experience in schools and local government.
Other current Directorships	B & M Collins Investments Pty Ltd (appointed 17 August 2013)
Former Directorships in last 3 years	Nil
Special responsibilities	Treasurer

### **Graham Charles Stewart, B.Ag.Sc., Director**

Experience and expertise	Business Proprietor. Extensive experience in export and import of agricultural goods and logistics.
Other current Directorships	Netherlea Investments Pty Ltd (Appointed 16 August 2001), Antipodean Trade Group Ltd (Appointed 11 December 1986)
Former Directorships in last 3 years	Nil
Special responsibilities	Chairman

### **Paul Anthony Crothers, B.Min., Grad.Dip. Arts (Theology), Director**

Experience and expertise	Ordained Churches of Christ Minister. Extensive experience in community not-for-profit organisations.
Other current Directorships	Nil
Former Directorships in last 3 years	Nil
Special responsibilities	Nil

# Directors' report (continued)

## Directors (continued)

### **Gary Robert McSwain, Dip.Bus.Stud., Grad.Dip.Acc & Corp.Gov., CPA, ACIS, Director**

Experience and expertise	Accountant. Extensive finance and general management experience in insurance sector.
Other current Directorships	Gisborne & District Community Health and Hospital Board Inc., (trading as Macedon Ranges Health)
Former Directorships in last 3 years	Nil
Special responsibilities	Company Secretary

### **Karen Anne Clifford, B.App.Sc (Phys.Ed), Director (Appointed 6 July 2015)**

Experience and expertise	Extensive experience in consultancy roles and in community non-for-profit organisations.
Other current Directorships	Barham Superannuation Fund Pty Ltd
Former Directorships in last 3 years	Nil
Special responsibilities	Nil

### **Adam John McKie, B.BMM (Vic Uni), Director (Appointed 7 December 2015)**

Experience and expertise	Family owned property business proprietor.
Other current Directorships	Nil
Former Directorships in last 3 years	Nil
Special responsibilities	Nil

### **Andrew Robert Nicoll, B.A., Grad.Dip.Acc., Director (Appointed 7/12/2015)**

Experience and expertise	Management Accountant. Diverse experience across agricultural, retail and small business sectors.
Other current Directorships	Nil
Former Directorships in last 3 years	Nil
Special responsibilities	Nil

Directors were in office for this entire year unless otherwise stated.

No Directors have material interests in contracts or proposed contracts with the company.

## Directors' meetings

Attendances by each Director during the year were as follows:

Director	Board meetings		Audit committee meetings	
	A	B	A	B
Maurice Thomas Bourke	6	6	1	1
Barry Charles Mullen	6	4	1	1
Robert Allan Paterson	11	10	N/A	N/A
Brian Patrick Collins	11	9	2	2
Graham Charles Stewart	11	10	1	1
Paul Anthony Crothers	11	9	N/A	N/A
Gary Robert McSwain	11	11	2	1
Karen Anne Clifford	11	8	N/A	N/A



# Directors' report (continued)

---

## Directors' meetings (continued)

Director	Board meetings		Audit committee meetings	
	A	B	A	B
Adam John McKie	6	6	N/A	N/A
Andrew Robert Nicoll	6	5	1	1

A - The number of meetings eligible to attend.

B - The number of meetings attended.

N/A - not a member of that committee.

## Company Secretary

Mr Gary Robert McSwain has been the Company Secretary of Macedon Ranges Community Enterprises Limited since 2013.

Gary's qualifications and experience include being an Accountant with extensive finance and general management experience in the insurance sector.

## Principal activities

The principal activities of the company during the course of the financial year were in providing **Community Bank**<sup>®</sup> branch services under management rights to operate a franchised branch of Bendigo and Adelaide Bank Limited.

There has been no significant changes in the nature of these activities during the year.

## Review of operations

The profit of the company for the financial year after provision for income tax was \$45,912 (2015 profit: \$43,981), which is a 4.4% increase as compared with the previous year. The net assets of the company have increased to \$513,749 (\$2015:\$503,998).

## Dividends

Dividends paid or declared since the start of the financial year.

A fully franked final dividend of 5 cents per share was declared and paid during the year for the year ended 30 June 2016.

## Options

No options over issued shares were granted during or since the end of the financial year and there were no options outstanding as at the date of this report.

## Significant changes in the state of affairs

No significant changes in the company's state of affairs occurred during the financial year.

## Events subsequent to the end of the reporting period

No matters or circumstances have arisen since the end of the financial year that significantly affect or may significantly affect the operations of the company, the results of those operations or the state of affairs of the company, in future financial years.

## Likely developments

The company will continue its policy of providing banking services to the community.

# Directors' report (continued)

---

## **Environmental regulations**

The company is not subject to any significant environmental regulation.

## **Indemnifying Officers or Auditor**

The company has agreed to indemnify each Officer (Director, Secretary or employee) out of assets of the company to the relevant extent against any liability incurred by that person arising out of the discharge of their duties, except where the liability arises out of conduct involving dishonesty, negligence, breach of duty or the lack of good faith. The company also has Officers Insurance for the benefit of Officers of the company against any liability occurred by the Officer, which includes the Officer's liability for legal costs, in or arising out of the conduct of the business of the company or in or arising out of the discharge of the Officer's duties.

Disclosure of the nature of the liability and the amount of the premium is prohibited by the confidentiality clause of the contract of insurance. The company has not provided any insurance for an Auditor of the company.

## **Proceedings on behalf of company**

No person has applied for leave of court to bring proceedings on behalf of the company or intervene in any proceedings to which the company is a party for the purpose of taking responsibility on behalf of the company for all or any part of those proceedings. The company was not a party to any such proceedings during the year.

## **Auditor independence declaration**

A copy of the Auditor's independence declaration as required under section 307C of the Corporations Act 2001 is set at page 12 of this financial report. No Officer of the company is or has been a partner of the Auditor of the company.

## **Non-audit services**

The Board of Directors, in accordance with advice from the Audit Committee, are satisfied that the provision of non audit services during the year is compatible with the general standard of independence for Auditors imposed by the Corporations Act 2001. The Directors are satisfied that the services disclosed in Note 3 did not compromise the external Auditor's independence for the following reasons:

- all non audit services are reviewed and approved by the Audit Committee prior to commencement to ensure they do not adversely affect the integrity and objectivity of the Auditor; and
- none of the services undermine the general principles relating to Auditor independence as set out in APES 110 Code of Ethics for Professional Accountants.

## **Remuneration report**

### Remuneration policy

There has been no remuneration policy developed as Director positions are held on a voluntary basis and Directors are not remunerated for their services.

### Remuneration benefits and payments

Other than detailed below, no Director has received or become entitled to receive, during or since the financial year, a benefit because of a contract made by the company, controlled entity or related body corporate with a Director, a firm which a Director is a member or an entity in which a Director has a substantial financial interest. This statement excludes a benefit included in the aggregate amount of emoluments received or due and receivable by Directors shown in the company's accounts, or the fixed salary of a full-time employee of the company, controlled entity or related body corporate.

# Directors' report (continued)

## Remuneration report (continued)

### Remuneration benefits and payments (continued)

The Macedon Ranges Community Enterprises Limited has not accepted the Bendigo and Adelaide Bank Limited's **Community Bank**<sup>®</sup> Directors Privileges package. The package is available to all Directors who can elect to avail themselves of the benefits based on their personal banking with the branch. There is no requirement to own Bendigo and Adelaide Bank Limited shares and there is no qualification period to qualify to utilise the benefits. The package mirrors the benefits currently available to Bendigo and Adelaide Bank Limited shareholders. The Directors have estimated the total benefits received from the Directors Privilege Package to be \$Nil for the year ended 30 June 2016. The estimated benefit per Director is as follows:

	2016 \$
Maurice Thomas Bourke	-
Barry Charles Mullen	-
Robert Allan Paterson	-
Brian Patrick Collins	-
Graham Charles Stewart	-
Paul Anthony Crothers	-
Gary Robert McSwain	-
Karen Anne Clifford	-
Adam John McKie	-
Andrew Robert Nicoll	-

### Equity holdings of key management personnel

The number of ordinary shares in the company held during the financial year and prior year by each Director and other key management personnel, including their related parties, are set out below:

Name	Balance at 30 June 2015	Net change in holdings	Balance at 30 June 2016
<b>Directors</b>			
Maurice Thomas Bourke	10,001	-	10,001
Barry Charles Mullen	25,001	-	25,001
Robert Allan Paterson	10,000	-	10,000
Brian Patrick Collins	-	-	-
Graham Charles Stewart	-	-	-
Paul Anthony Crothers	-	-	-
Gary Robert McSwain	-	-	-
Adam John McKie	-	-	-
Andrew Robert Nicoll	-	-	-
Karen Ann Clifford	4,000	-	4,000

# Directors' report (continued)

---

## **Remuneration report (continued)**

### Loans to key management personnel

There were no loans to key management personnel during the current or prior reporting period.

Signed in accordance with a resolution of the Board of Directors at Gisborne on 28 September 2016.



**Graham Charles Stewart**  
**Chairman**

# Auditor's independence declaration

---



**Richmond  
Sinnott &  
Delahunty**

Chartered Accountants

Level 2, 10-16 Forest Street  
Bendigo, VICTORIA  
PO Box 30, Bendigo VICTORIA 3552

Ph: (03) 5445 4200  
Fax: (03) 5444 4344  
rsd@rsdadvisors.com.au  
www.rsdadvisors.com.au

**Auditor's Independence Declaration under section 307C of the *Corporations Act 2001* to the Directors of Macedon Ranges Community Enterprises Limited.**

I declare that, to the best of my knowledge and belief, during the year ended 30 June 2016 there has been no contraventions of:

- (i) the Auditor independence requirements as set out in the *Corporations Act 2001* in relation to the audit; and
- (ii) any applicable code of professional conduct in relation to the audit.

**RICHMOND SINNOTT & DELAHUNTY**  
Chartered Accountants

**P. P. Delahunty**  
Partner  
Bendigo

Dated at Bendigo, 28 September 2016

# Financial statements

## Statement of Profit or Loss and Other Comprehensive Income for the year ended 30 June 2016

	Notes	2016 \$	2015 \$
Revenue	2	964,279	871,306
<b>Expenses</b>			
Employee benefits expense	3	(412,753)	(395,830)
Depreciation and amortisation	3	(24,603)	(24,578)
Administration and general costs		(15,152)	(13,700)
Bad and doubtful debts expense	3	(143)	(50)
Occupancy expenses		(97,579)	(94,035)
IT costs		(19,158)	(18,919)
Marketing and Advertising		(93,151)	(88,400)
Other expenses		(72,050)	(74,069)
<b>Operating profit before charitable donations and sponsorships</b>		<b>229,690</b>	<b>161,725</b>
Charitable donations and sponsorships		(173,521)	(88,801)
<b>Profit before income tax</b>		<b>56,169</b>	<b>72,924</b>
Income tax expense	4	10,257	28,943
<b>Profit for the year</b>		<b>45,912</b>	<b>43,981</b>
Other comprehensive income		-	-
<b>Total comprehensive income for the year</b>		<b>45,912</b>	<b>43,981</b>
Profit attributable to members of the company		45,912	43,981
<b>Total comprehensive income attributable to members of the company</b>		<b>45,912</b>	<b>43,981</b>
<b>Earnings per share for profit from continuing operations attributable to the ordinary equity holders of the company (cents per share):</b>			
- basic earnings per share		6.35	6.08

The accompanying notes form part of these financial statements.

# Financial statements (continued)

## Statement of Financial Position as at 30 June 2016

	Notes	2016 \$	2015 \$
<b>Assets</b>			
<b>Current assets</b>			
Cash and cash equivalents	5	428,389	435,552
Trade and other receivables	6	94,162	74,970
Current tax asset	4	4,163	-
<b>Total current assets</b>		<b>526,714</b>	<b>510,522</b>
<b>Non-current assets</b>			
Plant and equipment	7	27,723	36,383
Intangible assets	8	32,737	46,480
Deferred tax assets	4	6,819	-
<b>Total non-current assets</b>		<b>67,279</b>	<b>82,863</b>
<b>Total assets</b>		<b>593,993</b>	<b>593,385</b>
<b>Liabilities</b>			
<b>Current liabilities</b>			
Trade and other payables	9	55,450	67,344
Current tax liability	4	-	995
Provisions	10	24,794	21,048
<b>Total current liabilities</b>		<b>80,244</b>	<b>89,387</b>
<b>Non-current liabilities</b>			
Provisions	10	-	-
<b>Total non-current liabilities</b>		<b>-</b>	<b>-</b>
<b>Total liabilities</b>		<b>80,244</b>	<b>89,387</b>
<b>Net assets</b>		<b>513,749</b>	<b>503,998</b>
<b>Equity</b>			
Issued capital	11	704,766	704,766
Retained earnings / (Accumulated losses)	12	(191,017)	(200,768)
<b>Total equity</b>		<b>513,749</b>	<b>503,998</b>

The accompanying notes form part of these financial statements.

# Financial statements (continued)

## Statement of Changes in Equity for the year ended 30 June 2016

	Note	Issued capital \$	Retained earnings \$	Reserves \$	Total equity \$
Balance at 1 July 2014		704,766	(208,588)	-	496,178
Profit / (loss) for the year		-	43,981	-	43,981
Other comprehensive income for the year		-	-	-	-
<b>Total comprehensive income for the year</b>		-	-	-	-
<b>Transactions with owners, in their capacity as owners</b>					
Shares issued during the year		-	-	-	-
Dividends paid or provided	21	-	(36,161)	-	(36,161)
<b>Balance at 30 June 2015</b>		<b>704,766</b>	<b>(200,768)</b>	-	<b>503,998</b>
Balance at 1 July 2015		704,766	(200,768)	-	503,998
Profit / (loss) for the year		-	45,912	-	45,912
Other comprehensive income for the year		-	-	-	-
<b>Total comprehensive income for the year</b>		-	-	-	-
<b>Transactions with owners, in their capacity as owners</b>					
Shares issued during the year		-	-	-	-
Dividends paid or provided	21	-	(36,161)	-	(36,161)
<b>Balance at 30 June 2016</b>		<b>704,766</b>	<b>(191,017)</b>	-	<b>513,749</b>

The accompanying notes form part of these financial statements.



# Financial statements (continued)

## Statement of Cash Flows for the year ended 30 June 2016

	Notes	2016 \$	2015 \$
<b>Cash flows from operating activities</b>			
Receipts from customers		943,238	885,626
Payments to suppliers and employees		(891,512)	(753,849)
Interest received		1,706	2,346
Income tax paid	4c	(22,234)	(24,999)
<b>Net cash provided by / (used in) operating activities</b>	<b>13b</b>	<b>31,198</b>	<b>109,124</b>
<b>Cash flows from investing activities</b>			
Purchase of plant and equipment		(2,200)	-
<b>Net cash flows from / (used in) investing activities</b>		<b>(2,200)</b>	<b>-</b>
<b>Cash flows from financing activities</b>			
Dividends paid		(36,161)	(36,161)
<b>Net cash provided by / (used in) financing activities</b>		<b>(36,161)</b>	<b>(36,161)</b>
<b>Net increase / (decrease) in cash held</b>		<b>(7,163)</b>	<b>72,963</b>
Cash and cash equivalents at beginning of financial year		435,552	362,589
<b>Cash and cash equivalents at end of financial year</b>	<b>13a</b>	<b>428,389</b>	<b>435,552</b>

The accompanying notes form part of these financial statements.

# Notes to the financial statements

---

For year ended 30 June 2016

These financial statements and notes represent those of Macedon Ranges Community Enterprises Limited.

Macedon Ranges Community Enterprises Limited ('the company') is a company limited by shares, incorporated and domiciled in Australia.

The financial statements were authorised for issue by the Directors on 28th September 2016.

## Note 1. Summary of significant accounting policies

### (a) Basis of preparation

These general purpose financial statements have been prepared in accordance with the Corporations Act 2001, Australian Accounting Standards and Interpretations of the Australian Accounting Standards Board and International Financial Reporting Standards as issued by the International Accounting Standards Board. The company is a for profit entity for financial reporting purposes under Australian Accounting Standards. Material accounting policies adopted in the preparation of these financial statements are presented below and have been consistently applied unless stated otherwise.

The financial statements, except for cash flow information, have been prepared on an accruals basis and are based on historical costs, modified, where applicable, by the measurement at fair value of selected non current assets, financial assets and financial liabilities.

#### Economic dependency

The company has entered into a franchise agreement with Bendigo and Adelaide Bank Limited that governs the management of the **Community Bank**<sup>®</sup> branch at Gisborne.

The branches operate as a franchise of Bendigo and Adelaide Bank Limited, using the name "Bendigo Bank", the logo, and systems of operation of Bendigo and Adelaide Bank Limited. The company manages the **Community Bank**<sup>®</sup> branches on behalf of Bendigo and Adelaide Bank Limited, however all transactions with customers conducted through the **Community Bank**<sup>®</sup> branches are effectively conducted between the customers and Bendigo and Adelaide Bank Limited.

All deposits are made with Bendigo and Adelaide Bank Limited, and all personal and investment products are products of Bendigo and Adelaide Bank Limited, with the company facilitating the provision of those products. All loans, leases or hire purchase transactions, issues of new credit or debit cards, temporary or bridging finance and any other transaction that involves creating a new debt, or increasing or changing the terms of an existing debt owed to Bendigo and Adelaide Bank Limited, must be approved by Bendigo and Adelaide Bank Limited. All credit transactions are made with Bendigo and Adelaide Bank Limited, and all credit products are products of Bendigo and Adelaide Bank Limited.

Bendigo and Adelaide Bank Limited provides significant assistance in establishing and maintaining the **Community Bank**<sup>®</sup> branch franchise operations. It also continues to provide ongoing management and operational support, and other assistance and guidance in relation to all aspects of the franchise operation, including advice in relation to:

- Advice and assistance in relation to the design, layout and fit out of the **Community Bank**<sup>®</sup> branch;
- Training for the Branch Managers and other employees in banking, management systems and interface protocol;
- Methods and procedures for the sale of products and provision of services;
- Security and cash logistic controls;
- Calculation of company revenue and payment of many operating and administrative expenses;

# Notes to the financial statements (continued)

---

## Note 1. Summary of significant accounting policies (continued)

### **(a) Basis of preparation (continued)**

#### Economic dependency (continued)

- The formulation and implementation of advertising and promotional programs; and
- Sale techniques and proper customer relations.

### **(b) Income tax**

The income tax expense / (income) for the year comprises current income tax expense / (income) and deferred tax expense / (income).

Current income tax expense charged to profit or loss is the tax payable on taxable income. Current tax liabilities/ (assets) are measured at the amounts expected to be paid to/(recovered from) the relevant taxation authority.

Deferred income tax expense reflects movements in deferred tax asset and deferred tax liability balances during the year as well as unused tax losses.

Deferred tax assets relating to temporary differences and unused tax losses are recognised only to the extent that it is probable that future taxable profit will be available against which the benefits of the deferred tax asset can be utilised.

Deferred income tax assets and liabilities are calculated at the tax rates that are expected to apply to the period when the asset is realised or the liability is settled, and their measurement also reflects the manner in which management expects to recover or settle the carrying amount of the related asset or liability.

### **(c) Fair value of assets and liabilities**

The company may measure some of its assets and liabilities at fair value on either a recurring or non-recurring basis, depending on the requirements of the applicable Accounting Standard.

Fair value is the price the company would receive to sell an asset or would have to pay to transfer a liability in an orderly (i.e. unforced) transaction between independent, knowledgeable and willing market participants at the measurement date.

As fair value is a market-based measure, the closest equivalent observable market pricing information is used to determine fair value. Adjustments to market values may be made having regard to the characteristics of the specific asset or liability. The fair value of assets and liabilities that are not traded in an active market are determined using one or more valuation techniques. These valuation techniques maximise, to the extent possible, the use of observable market data.

To the extent possible, market information is extracted from either the principal market for the asset or liability (ie the market with the greatest volume and level of activity for the asset or liability) or, in the absence of such a market, the most advantageous market available to the entity at the end of the reporting period (ie the market that maximises the receipts from the sale of the asset or minimises the payments made to transfer the liability, after taking into account transaction costs and transport costs).

For non-financial assets, the fair value measurement also takes into account a market participant's ability to use the asset in its highest and best use or to sell it to another market participant that would use the asset in its highest and best use.

### **(d) Property, plant and equipment**

Each class of property, plant and equipment is carried at cost or fair value as indicated, less, where applicable, any accumulated depreciation and impairment losses.

# Notes to the financial statements (continued)

---

## Note 1. Summary of significant accounting policies (continued)

### (d) Property, plant and equipment (continued)

#### Plant and equipment

Plant and equipment are measured on the cost basis and therefore carried at cost less accumulated depreciation and any accumulated impairment. In the event the carrying amount of plant and equipment is greater than the estimated recoverable amount, the carrying amount is written down immediately to the estimated recoverable amount and impairment losses are recognised in profit or loss. A formal assessment of recoverable amount is made when impairment indicators are present.

The carrying amount of plant and equipment is reviewed annually by Directors to ensure it is not in excess of the recoverable amount of these assets. The recoverable amount is assessed on the basis of the expected net cash flows that will be received from the asset's employment and subsequent disposal. The expected net cash flows have been discounted to their present values in determining recoverable amounts.

Subsequent costs are included in the assets carrying amount or recognised as a separate asset, as appropriate, only when it is probable that future economic benefits associated with the item will flow to the company and the cost of the item can be measured reliably. All other repairs and maintenance are recognised as expenses in profit or loss during the financial period in which they are incurred.

#### Depreciation

The depreciable amount of all fixed assets is depreciated over the asset's useful life to the company commencing from the time the asset is held ready for use.

The depreciation rates used for each class of depreciable asset are:

<b>Class of asset</b>	<b>Rate</b>	<b>Method</b>
Plant and equipment	10-40%	Prime Cost
Motor vehicles	8%	Prime Cost

The assets' residual values and useful lives are reviewed, and adjusted if appropriate, at the end of each reporting period.

An asset's carrying amount is written down immediately to its recoverable amount if the asset's carrying amount is greater than its estimated recoverable amount.

Gains and losses on disposals are determined by comparing proceeds with the carrying amount. These gains and losses are recognised in profit or loss in the period in which they arise. When revalued assets are sold, amounts included in the revaluation surplus relating to that asset are transferred to retained earnings.

### (e) Leases

Leases of fixed assets, where substantially all the risks and benefits incidental to the ownership of the asset - but not the legal ownership - are transferred to the company, are classified as finance leases.

Finance leases are capitalised by recognising an asset and a liability at the lower of the amounts equal to the fair value of the leased property or the present value of the minimum lease payments, including any guaranteed residual values. Lease payments are allocated between the reduction of the lease liability and the lease interest expense for the period.

Leased assets are depreciated on a straight-line basis over the shorter of their estimated useful lives or the lease term.

Lease payments for operating leases, where substantially all the risks and benefits remain with the lessor, are recognised as expenses in the periods in which they are incurred.

# Notes to the financial statements (continued)

---

## Note 1. Summary of significant accounting policies (continued)

### **(f) Impairment of assets**

At the end of each reporting period, the company assesses whether there is any indication that an asset may be impaired. The assessment will include the consideration of external and internal sources of information. If such an indication exists, an impairment test is carried out on the asset by comparing the recoverable amount of the asset, being the higher of the asset's fair value less cost to sell and value in use, to the asset's carrying amount. Any excess of the asset's carrying amount over its recoverable amount is recognised immediately in profit or loss, unless the asset is carried at a revalued amount in accordance with another Standard. Any impairment loss of a revalued asset is treated as a revaluation decrease in accordance with that other Standard.

### **(g) Goods and services tax (GST)**

Revenues, expenses and assets are recognised net of the amount of GST, except where the amount of GST incurred is not recoverable from the Australian Taxation Office (ATO).

Receivables and payables are stated inclusive of the amount of GST receivable or payable. The net amount of GST recoverable from, or payable to, the ATO is included with other receivables or payables in the statement of financial position.

Cash flows are presented on a gross basis. The GST components of cash flows arising from investing or financing activities which are recoverable from, or payable to, the ATO are presented as operating cash flows included in receipts from customers or payments to suppliers.

### **(h) Employee benefits**

#### Short-term employee benefits

Provision is made for the company's obligation for short-term employee benefits. Short-term employee benefits are benefits (other than termination benefits) that are expected to be settled wholly before 12 months after the end of the annual reporting period in which the employees render the related service, including wages, salaries and sick leave. Short-term employee benefits are measured at the (undiscounted) amounts expected to be paid when the obligation is settled.

The liability for annual leave is recognised in the provision for employee benefits. All other short term employee benefit obligations are presented as payables.

#### Other long-term employee benefits

Provision is made for employees' long service leave and annual leave entitlements not expected to be settled wholly within 12 months after the end of the annual reporting period in which the employees render the related service. Other long-term employee benefits are measured at the present value of the expected future payments to be made to employees. Expected future payments incorporate anticipated future wage and salary levels, durations of service and employee departures and are discounted at rates determined by reference to market yields at the end of the reporting period on government bonds that have maturity dates that approximate the terms of the obligations. Any remeasurement for changes in assumptions of obligations for other long-term employee benefits are recognised in profit or loss in the periods in which the changes occur.

The company's obligations for long-term employee benefits are presented as non-current provisions in its statement of financial position, except where the company does not have an unconditional right to defer settlement for at least 12 months after the end of the reporting period, in which case the obligations are presented as current provisions.

# Notes to the financial statements (continued)

---

## Note 1. Summary of significant accounting policies (continued)

### **(i) Intangible assets**

Establishment costs and franchise fees have been initially recorded at cost and amortised on a straight line basis at a rate of 20% per annum. The current amortisation charges for intangible assets are included under depreciation and amortisation in the Statement of Profit or Loss and Other Comprehensive Income.

### **(j) Cash and cash equivalents**

Cash and cash equivalents include cash on hand, deposits available on demand with banks, other short-term highly liquid investments with original maturities of three months or less, and bank overdrafts. Bank overdrafts are reported within short-term borrowings in current liabilities in the statement of financial position.

### **(k) Revenue and other income**

Revenue is measured at the fair value of the consideration received or receivable after taking into account any discounts and volume rebates allowed. Revenue comprises service commissions and other income received by the company.

Interest revenue is recognised on a time proportional basis that taken into account the effective yield on the financial asset.

Dividend revenue is recognised when the right to the income has been established.

Rental income is recognised on a straight line basis over the lease term.

All revenue is stated net of the amount of goods and services tax (GST).

### **(l) Investments and other financial assets**

#### (i) Classification

The company classifies its financial assets in the following categories:

- financial assets at fair value through profit or loss,
- loans and receivables,
- held to maturity investments, and
- available for sale assets.

The classification depends on the purpose for which the investments were acquired. Management determines the classification of its investments at initial recognition and, in the case of assets classified as held-to-maturity, re-evaluates this designation at the end of each reporting period.

#### Financial assets at fair value through profit or loss

Financial assets at fair value through profit or loss include financial assets held for trading and financial assets designated upon initial recognition at fair value through profit or loss. Financial assets are classified as held for trading if they are acquired for the purpose of selling or repurchasing in the near term with the intention of making a profit. Derivatives, including separated embedded derivatives, are also classified as held for trading unless they are designated as effective hedging instruments. The company has not designated any financial assets at fair value through profit or loss.

#### Loans and receivables

This category is the most relevant to the company. Loans and receivables are non-derivative financial assets with fixed or determinable payments that are not quoted in an active market. They are included in current assets, except for those with maturities greater than 12 months after the period end, which are classified as non-current assets.

# Notes to the financial statements (continued)

---

## Note 1. Summary of significant accounting policies (continued)

### **(I) Investments and other financial assets (continued)**

#### (i) Classification (continued)

Loans and receivables are included in trade and other receivables in the statement of financial position.

#### Held to maturity investments

The group classifies investments as held-to-maturity if:

- they are non-derivative financial assets
- they are quoted in an active market
- they have fixed or determinable payments and fixed maturities
- the group intends to, and is able to, hold them to maturity.

Held-to-maturity financial assets are included in non-current assets, except for those with maturities less than 12 months from the end of the reporting period, which would be classified as current assets.

#### Available for sale financial asset

Investments are designated as available-for-sale financial assets if they do not have fixed maturities and fixed or determinable payments, and management intends to hold them for the medium to long-term. Financial assets that are not classified into any of the other categories (at FVPL, loans and receivables or held-to-maturity investments) are also included in the available-for-sale category.

The financial assets are presented as non-current assets unless they mature, or management intends to dispose of them within 12 months of the end of the reporting period.

#### (ii) Measurement

At initial recognition, the group measures a financial asset at its fair value plus, in the case of a financial asset not at fair value through profit or loss, transaction costs that are directly attributable to the acquisition of the financial asset. Transaction costs of financial assets carried at fair value through profit or loss are expensed in profit or loss.

Loans and receivables and held-to-maturity investments are subsequently carried at amortised cost using the effective interest method.

Available-for-sale financial assets and financial assets at fair value through profit or loss are subsequently carried at fair value. Gains or losses arising from changes in the fair value are recognised as follows:

- for 'financial assets at fair value through profit or loss' – in profit or loss within other income or other expenses
- for available-for-sale financial assets that are monetary securities denominated in a foreign currency – translation differences related to changes in the amortised cost of the security are recognised in profit or loss and other changes in the carrying amount are recognised in other comprehensive income
- for other monetary and non-monetary securities classified as available-for-sale – in other comprehensive income.

Amortised cost is calculated as the amount at which the financial asset or financial liability is measured at initial recognition less principal repayments and any reduction for impairment, and adjusted for any cumulative amortisation of the difference between that initial amount and the maturity amount calculated using the effective interest method.

The effective interest method is used to allocate interest income or interest expense over the relevant period and is equivalent to the rate that discount estimated future cash payments or receipts over the expected life (or where this cannot be reliably predicted, the contractual term) of the financial instrument to the net carrying amount of the financial asset or financial liability. Revisions to expected future net cash flows will necessitate an adjustment to the carrying amount with a consequential recognition of an income or expense item in the profit or loss.

# Notes to the financial statements (continued)

---

## Note 1. Summary of significant accounting policies (continued)

### **(l) Investments and other financial assets (continued)**

#### (iii) Impairment

The group assesses at the end of each reporting period whether there is objective evidence that a financial asset or group of financial assets is impaired. A financial asset or a group of financial assets is impaired and impairment losses are incurred only if there is objective evidence of impairment as a result of one or more events that occurred after the initial recognition of the asset (a 'loss event') and that loss event (or events) has an impact on the estimated future cash flows of the financial asset or group of financial assets that can be reliably estimated. In the case of equity investments classified as available-for-sale, a significant or prolonged decline in the fair value of the security below its cost is considered an indicator that the assets are impaired.

#### Assets carried at amortised cost

For loans and receivables, the amount of the loss is measured as the difference between the asset's carrying amount and the present value of estimated future cash flows (excluding future credit losses that have not been incurred) discounted at the financial asset's original effective interest rate. The carrying amount of the asset is reduced and the amount of the loss is recognised in profit or loss. If a loan or held-to-maturity investment has a variable interest rate, the discount rate for measuring any impairment loss is the current effective interest rate determined under the contract. As a practical expedient, the company may measure impairment on the basis of an instrument's fair value using an observable market price.

If, in a subsequent period, the amount of the impairment loss decreases and the decrease can be related objectively to an event occurring after the impairment was recognised (such as an improvement in the debtor's credit rating), the reversal of the previously recognised impairment loss is recognised in profit or loss.

#### Assets classified as available for sale

If there is objective evidence of impairment for available-for-sale financial assets, the cumulative loss – measured as the difference between the acquisition cost and the current fair value, less any impairment loss on that financial asset previously recognised in profit or loss – is removed from equity and recognised in profit or loss.

Impairment losses on equity instruments that were recognised in profit or loss are not reversed through profit or loss in a subsequent period.

If the fair value of a debt instrument classified as available-for-sale increases in a subsequent period and the increase can be objectively related to an event occurring after the impairment loss was recognised in profit or loss, the impairment loss is reversed through profit or loss.

#### (iv) Derecognition

Financial assets are derecognised when the contractual rights to receipt of cash flows expire or the asset is transferred to another party whereby the entity no longer has any significant continuing involvement in the risks and benefits associated with the asset. Financial liabilities are derecognised when the related obligations are discharged, cancelled or have expired. The difference between the carrying amount of the financial liability extinguished or transferred to another party and the fair value of consideration paid, including the transfer of non-cash assets or liabilities assumed, is recognised in profit or loss.

### **(m) Trade and other receivables**

Trade and other receivables are recognised initially at fair value and subsequently measured at amortised cost, less any provision for doubtful debts. Trade and other receivables are due for settlement usually no more than 30 days from the date of recognition.



# Notes to the financial statements (continued)

---

## Note 1. Summary of significant accounting policies (continued)

### **(m) Trade and other receivables (continued)**

Collectability of trade and other receivables is reviewed on an ongoing basis. Debts, which are known to be uncollectable, are written off. A provision for doubtful debts is established when there is objective evidence that the company will not be able to collect all amounts due according to the original terms of receivables. The amount of the provision is the difference between the assets carrying amount and the present value of estimated cash flows, discounted at the effective interest rate. The amount of the provision is recognised on profit or loss.

### **(n) Trade and other payables**

Trade and other payables represent the liabilities for goods and services received by the entity that remain unpaid at the end of the reporting period. The balance is recognised as a current liability with the amounts normally paid within 30 days of recognition of the liability.

### **(p) Borrowing costs**

Borrowing costs are recognised in profit or loss in the period in which they are incurred.

### **(q) Contributed equity**

Ordinary shares are classified as equity.

Incremental costs directly attributable to the issue of new shares are shown in equity as a deduction from the proceeds.

### **(r) Dividends**

Provision is made for the amount of any dividends declared being appropriately authorised and no longer at the discretion of the entity, on or before the end of the financial year, but not distributed at balance date.

### **(s) New and amended accounting policies adopted by the company**

There are no new and amended accounting policies that have been adopted by the company this financial year.

### **(t) Comparative figures**

When required by Accounting Standards comparative figures have been adjusted to conform to changes in presentation for the current financial year.

### **(u) Earnings per share**

Basic earnings per share

Basic earnings per share is calculated by dividing the profit or loss attributable to owners of the company, excluding any costs of servicing equity other than ordinary shares, by the weighted average number of ordinary shares outstanding during the year, adjusted for bonus elements in ordinary shares issues during the year.

### **(v) New accounting standards for application in future periods**

The AASB has issued a number of new and amended Accounting Standards and Interpretations that have mandatory application dates for future reporting periods, some of which are relevant to the company.

The company has decided not to early adopt any of the new and amended pronouncements. The company's assessment of the new and amended pronouncements that are relevant to the company but applicable in the future reporting periods is set below:

# Notes to the financial statements (continued)

---

## Note 1. Summary of significant accounting policies (continued)

### (v) New accounting standards for application in future periods (continued)

- (i) AASB 9 Financial Instruments and associated Amending Standards (applicable for annual reporting periods beginning on or after 1 January 2018).

AASB 9 introduces new requirements for the classification and measurement of financial assets and liabilities and includes a forward-looking 'expected loss' impairment model and a substantially-changed approach to hedge accounting.

These requirements improve and simplify the approach for classification and measurement of financial assets compared with the requirements of AASB 139. The main changes are:

- a) Financial assets that are debt instruments will be classified based on:
- (i) the objective of the entity's business model for managing the financial assets; and
  - (ii) the characteristics of the contractual cash flows.
- b) Allows an irrevocable election on initial recognition to present gains and losses on investments in equity instruments that are not held for trading in other comprehensive income (instead of in profit or loss). Dividends in respect of these investments that are a return on investment can be recognised in profit or loss and there is no impairment or recycling on disposal of the instrument.
- c) Introduces a 'fair value through other comprehensive income' measurement category for particular simple debt instruments.
- d) Financial assets can be designated and measured at fair value through profit or loss at initial recognition if doing so eliminates or significantly reduces a measurement or recognition inconsistency that would arise from measuring assets or liabilities, or recognising the gains and losses on them, on different bases.
- e) Where the fair value option is used for financial liabilities the change in fair value is to be accounted for as follows:
- the change attributable to changes in credit risk are presented in Other Comprehensive Income (OCI)
  - the remaining change is presented in profit or loss. If this approach creates or enlarges an accounting mismatch in the profit or loss, the effect of the changes in credit risk are also presented in profit or loss.

Otherwise, the following requirements have generally been carried forward unchanged from AASB 139 into AASB 9:

- classification and measurement of financial liabilities; and
- derecognition requirements for financial assets and liabilities"

AASB 9 requirements regarding hedge accounting represent a substantial overhaul of hedge accounting that enable entities to better reflect their risk management activities in the financial statements.

Furthermore, AASB 9 introduces a new impairment model based on expected credit losses. This model makes use of more forward-looking information and applies to all financial instruments that are subject to impairment accounting.

When this standard is first adopted for the year ending 30 June 2019, there will be no material impact on the transactions and balances recognised in the financial statements.

# Notes to the financial statements (continued)

---

## Note 1. Summary of significant accounting policies (continued)

### (v) New accounting standards for application in future periods (continued)

- (ii) AASB 15: Revenue from Contracts with Customers (applicable for annual reporting periods commencing on or after 1 January 2018).

When effective, this Standard will replace the current accounting requirements applicable to revenue with a single, principles-based model. Except for a limited number of exceptions, including leases, the new revenue model in AASB 15 will apply to all contracts with customers as well as non-monetary exchanges between entities in the same line of business to facilitate sales to customers and potential customers.

The core principle of the Standard is that an entity will recognise revenue to depict the transfer of promised goods or services to customers in an amount that reflects the consideration to which the company expects to be entitled in exchange for the goods or services. To achieve this objective, AASB 15 provides the following five-step process:

- identify the contract(s) with customers;
- identify the performance obligations in the contract(s);
- determine the transaction price;
- allocate the transaction price to the performance obligations in the contract(s); and
- recognise revenue when (or as) the performance obligations are satisfied.

In May 2015, the AASB issued ED 260 Income of Not-forProfit Entities, proposing to replace the income recognition requirements of AASB 1004 Contributions and provide guidance to assist not-for-profit entities to apply the principles of AASB 15. The ED was open for comment until 14 August 2015 and the AASB is currently in the process of redeliberating its proposals with the aim of releasing the final amendments in late 2016.

This Standard will require retrospective restatement, as well as enhanced disclosure regarding revenue.

When this Standard is first adopted for the year ending 30 June 2019, it is not expected that there will be a material impact on the transactions and balances recognised in the financial statements.

- (iii) AASB 16: Leases (applicable for annual reporting periods commencing on or after 1 January 2019).

AASB 16:

- replaces AASB 117 Leases and some lease-related Interpretations;
- requires all leases to be accounted for 'on-balance sheet' by lessees, other than short-term and low value asset leases;
- provides new guidance on the application of the definition of lease and on sale and lease back accounting;
- largely retains the existing lessor accounting requirements in AASB 117; and
- requires new and different disclosures about leases.

The entity is yet to undertake a detailed assessment of the impact of AASB 16. However, based on the entity's preliminary assessment, the Standard is not expected to have a material impact on the transactions and balances recognised in the financial statements when it is first adopted for the year ending 30 June 2020.

### (w) Critical accounting estimates and judgements

The Directors evaluate estimates and judgements incorporated into the financial statements based on historical knowledge and best available current information. Estimates assume a reasonable expectation of future events and are based on current trends and economic data, obtained both externally and within the company. Estimates and judgements are reviewed on an ongoing basis. Revision to accounting estimates are recognised in the period in which the estimates are revised and in any future periods affected. The estimates and judgements that have a significant risk of causing material adjustments to the carrying values of assets and liabilities are as follows:

# Notes to the financial statements (continued)

## Note 1. Summary of significant accounting policies (continued)

### (w) Critical accounting estimates and judgements (continued)

#### Estimation of useful lives of assets

The company determines the estimated useful lives and related depreciation and amortisation charges for its property, plant and equipment and intangible assets. The depreciation and amortisation charge will increase where useful lives are less than previously estimated lives.

#### Fair value assessment of non-current physical assets

The AASB 13 Fair Value standard requires fair value assessments that may involve both complex and significant judgement and experts. The value of land and buildings may be materially misstated and potential classification and disclosure risks may occur.

#### Employee benefits provision

Assumptions are required for wage growth and CPI movements. The likelihood of employees reaching unconditional service is estimated. The timing of when employee benefit obligations are to be settled is also estimated.

#### Income tax

The company is subject to income tax. Significant judgement is required in determining the deferred tax asset. Deferred tax assets are recognised only when it is considered sufficient future profits will be generated. The assumptions made regarding future profits is based on the company's assessment of future cash flows.

#### Impairment

The company assesses impairment at the end of each reporting period by evaluating conditions and events specific to the company that may be indicative of impairment triggers. Recoverable amounts of relevant assets are reassessed using value in use calculations which incorporate various key assumptions.

	<b>2016</b>	<b>2015</b>
	<b>\$</b>	<b>\$</b>
<b>Note 2. Revenue</b>		
Revenue		
- services commissions	962,573	868,960
	<b>962,573</b>	<b>868,960</b>
Other revenue		
- interest received	1,706	2,346
	<b>1,706</b>	<b>2,346</b>
<b>Total revenue</b>	<b>964,279</b>	<b>871,306</b>

## Notes to the financial statements (continued)

	2016 \$	2015 \$
<b>Note 3. Expenses</b>		
Profit before income tax includes the following specific expenses:		
Employee benefits expense		
- wages and salaries	316,022	275,025
- superannuation costs	43,747	63,221
- other costs	52,984	57,584
	<b>412,753</b>	<b>395,830</b>
Depreciation and amortisation		
Depreciation		
- plant and equipment	10,860	10,835
	<b>10,860</b>	<b>10,835</b>
Amortisation		
- franchise fees	13,743	13,743
	<b>13,743</b>	<b>13,743</b>
<b>Total depreciation and amortisation</b>	<b>24,603</b>	<b>24,578</b>
Bad and doubtful debts expenses	143	50
Auditors' remuneration		
Remuneration of the Auditor for:		
- Audit or review of the financial report	4,600	4,430
- Share registry services	1,850	1,800
	<b>6,450</b>	<b>6,230</b>

## Note 4. Income tax

### a. The components of tax expense / (income) comprise:

Current tax expense / (income)	17,076	28,943
Deferred tax expense / (income) relating under/over provision 2015	(6,819)	-
	<b>10,257</b>	<b>28,943</b>

### b. Prima facie tax payable

The prima facie tax on profit / (loss) from ordinary activities before income tax is reconciled to the income tax expense as follows:

Prima facie tax on profit / (loss) before income tax at 28.5% (2015: 30%)	16,008	21,877
---	--------	--------

## Notes to the financial statements (continued)

	2016 \$	2015 \$
Note 4. Income tax (continued)		
Add tax effect of:		
- Utilisation of previously unrecognised carried forward tax losses		
- Non-deductible expenses	(5,751)	7,066
<b>Income tax attributable to the entity</b>	<b>10,257</b>	<b>28,943</b>
The applicable weighted average effective tax rate is	18.26%	39.69%
<b>c. Current tax liability</b>		
Current tax relates to the following:		
Current tax liabilities / (assets)		
Opening balance	995	(2,949)
Income tax paid	(22,234)	(24,999)
Current tax	17,076	28,943
	<b>(4,163)</b>	<b>995</b>
<b>d. Deferred tax asset / (liability)</b>		
Deferred tax relates to the following:		
Deferred tax assets balance comprises:		
Employee provisions	6,819	-
	<b>6,819</b>	-
<b>Net deferred tax asset / (liability)</b>	<b>6,819</b>	-
<b>e. Deferred income tax (revenue)/expense included in income tax expense comprises:</b>		
Decrease / (increase) in deferred tax assets	(6,819)	2,949
(Decrease) / increase in deferred tax liabilities	-	-
	<b>(6,819)</b>	<b>2,949</b>

## Note 5. Cash and cash equivalents

Cash at bank and on hand	428,389	435,552
	<b>428,389</b>	<b>435,552</b>

## Note 6. Trade and other receivables

### Current

Trade receivables	94,162	74,970
	<b>94,162</b>	<b>74,970</b>

# Notes to the financial statements (continued)

## Note 6. Trade and other receivables (continued)

### Credit risk

The main source of credit risk relates to a concentration of trade receivables owing by Bendigo and Adelaide Bank Limited, which is the source of the majority of the company's income.

The following table details the company's trade and other receivables exposed to credit risk (prior to collateral and other credit enhancements) with ageing analysis and impairment provided for thereon. Amounts are considered as "past due" when the debt has not been settled, within the terms and conditions agreed between the company and the customer or counterparty to the transaction. Receivables that are past due are assessed for impairment by ascertaining solvency of the debtors and are provided for where there are specific circumstances indicating that the debt may not be fully repaid to the company.

The balances of receivables that remain within initial trade terms (as detailed in the table below) are considered to be high credit quality.

	Gross amount \$	Past due and impaired \$	Past due but not impaired			Not past due \$
			< 30 days \$	31-60 days \$	> 60 days \$	
<b>2016</b>						
Trade receivables	94,162	-	-	-	-	94,162
<b>Total</b>	<b>94,162</b>	<b>-</b>	<b>-</b>	<b>-</b>	<b>-</b>	<b>94,162</b>
<b>2015</b>						
Trade receivables	74,970	-	-	-	-	74,970
<b>Total</b>	<b>74,970</b>	<b>-</b>	<b>-</b>	<b>-</b>	<b>-</b>	<b>74,970</b>

	2016 \$	2015 \$
--	------------	------------

## Note 7. Plant and equipment

### Plant and equipment

At cost	154,247	152,047
Less accumulated depreciation	(126,524)	(115,664)
<b>Total plant and equipment</b>	<b>27,723</b>	<b>36,383</b>

### Movements in carrying amounts

#### Plant and equipment

Balance at the beginning of the reporting period	36,383	47,218
Additions	2,200	-
Depreciation expense	(10,860)	(10,835)
<b>Balance at the end of the reporting period</b>	<b>27,723</b>	<b>36,383</b>

## Notes to the financial statements (continued)

	2016 \$	2015 \$
<b>Note 8. Intangible assets</b>		
<b>Franchise fee</b>		
At cost	78,713	78,713
Less accumulated amortisation	(45,976)	(32,233)
<b>Balance at the end of the reporting period</b>	<b>32,737</b>	<b>46,480</b>
<b>Movements in carrying amounts</b>		
<b>Franchise fee</b>		
Balance at the beginning of the reporting period	46,480	60,223
Amortisation expense	(13,743)	(13,743)
<b>Total intangible assets</b>	<b>32,737</b>	<b>46,480</b>

## Note 9. Trade and other payables

### Current

Unsecured liabilities:

Trade creditors	46,555	39,987
Other creditors and accruals	8,895	27,357
	<b>55,450</b>	<b>67,344</b>

The average credit period on trade and other payables is one month.

## Note 10. Provisions

### Current

Employee benefits	24,795	21,048
<b>Total provisions</b>	<b>24,795</b>	<b>21,048</b>

## Note 11. Share capital

723,214 Ordinary shares fully paid	723,214	723,214
Less: Equity raising costs	(18,448)	(18,448)
	<b>704,766</b>	<b>704,766</b>

### Movements in share capital

Fully paid ordinary shares:

At the beginning of the reporting period	723,214	723,214
Shares issued during the year	-	-
<b>At the end of the reporting period</b>	<b>723,214</b>	<b>723,214</b>



# Notes to the financial statements (continued)

## Note 11. Share capital (continued)

Ordinary shares participate in dividends and the proceeds on winding up of the company in proportion to the number of shares held. At the shareholders' meetings each shareholder is entitled to one vote when a poll is called, or on a show of hands. The company does not have authorised capital or par value in respect of its issued shares. All issued shares are fully paid. All shares rank equally with regard to the company's residual assets.

### Capital management

The Board's policy is to maintain a strong capital base so as to sustain future development of the company. The Board of Directors monitor the return on capital and the level of dividends to shareholders. Capital is represented by total equity as recorded in the Statement of Financial Position.

In accordance with the franchise agreement, in any 12 month period, the funds distributed to shareholders shall not exceed the Distribution Limit.

(i) the Distribution Limit is the greater of:

- (a) 20% of the profit or funds of the company otherwise available for distribution to shareholders in that 12 month period; and
- (b) subject to the availability of distributable profits, the Relevant Rate of Return multiplied by the average level of share capital of the Franchisee over that 12 month period; and

(ii) the Relevant Rate of Return is equal to the weighted average interest rate on 90 day bank bills over that 12 month period plus 5%.

The Board is managing the growth of the business in line with this requirement. There are no other externally imposed capital requirements, although the nature of the company is such that amounts will be paid in the form of charitable donations and sponsorship. Charitable donations and sponsorship paid can be seen in the Statement of Profit or Loss and Other Comprehensive Income.

There were no changes in the company's approach to capital management during the year.

	2016 \$	2015 \$
<b>Note 12. Retained earnings / (accumulated losses)</b>		
Balance at the beginning of the reporting period	(200,768)	(208,588)
Profit/(loss) after income tax	45,912	43,981
Dividends paid	(36,161)	(36,161)
<b>Balance at the end of the reporting period</b>	<b>(191,017)</b>	<b>(200,768)</b>

## Note 13. Statement of cash flows

**(a) Cash and cash equivalents balances as shown in the Statement of Financial Position can be reconciled to that shown in the Statement of Cash Flows as follows:**

Cash and cash equivalents (Note 5)	428,389	435,552
<b>As per the Statement of Cash Flows</b>	<b>428,389</b>	<b>435,552</b>

## Notes to the financial statements (continued)

	2016 \$	2015 \$
Note 13. Statement of cash flows (continued)		
<b>(b) Reconciliation of cash flow from operations with profit after income tax</b>		
Profit / (loss) after income tax	45,912	43,981
Non-cash flows in profit		
- Depreciation	10,860	10,835
- Amortisation	13,743	13,743
- Bad debts	143	50
Changes in assets and liabilities		
- (Increase) / decrease in trade and other receivables	(19,335)	(8,384)
- (decrease) / increase in other liabilities	(5,544)	-
- (Increase) / decrease in deferred tax asset	(4,163)	2,949
- Increase / (decrease) in trade and other payables	(7,345)	35,145
- Increase / (decrease) in current tax liability	(6,819)	995
- Increase / (decrease) in provisions	3,747	9,810
<b>Net cash flows from / (used in) operating activities</b>	<b>31,198</b>	<b>109,124</b>

## Note 14. Earnings per share

Basic earnings per share (cents)	6.35	6.08
Earnings used in calculating basic and diluted earnings per share	45,912	43,981
Weighted average number of ordinary shares used in calculating basic and diluted earnings per share.	723,214	723,214

## Note 15. Key management personnel and related party disclosures

### (a) Key management personnel

Any person(s) having authority or responsibility for planning, directing or controlling the activities of the entity, directly or indirectly including any Director (whether executive or otherwise) of that company is considered key management personnel.

### (b) Other related parties

Other related parties include close family members of key management personnel and entities that are controlled or jointly controlled by those key management personnel, individually or collectively with their close family members.

### (c) Transactions with key management personnel and related parties

Other than detailed below, no key management personnel or related party has entered into any contracts with the company. No Director fees have been paid as the positions are held on a voluntary basis.

# Notes to the financial statements (continued)

## Note 15. Key management personnel and related party disclosures (continued)

### (c) Transactions with key management personnel and related parties (continued)

The Macedon Ranges Community Enterprises Limited has not accepted the Bendigo and Adelaide Bank Limited's **Community Bank**<sup>®</sup> Directors Privileges package. The package is available to all Directors who can elect to avail themselves of the benefits based on their personal banking with the branch. There is no requirement to own Bendigo and Adelaide Bank Limited shares and there is no qualification period to qualify to utilise the benefits.

The package mirrors the benefits currently available to Bendigo and Adelaide Bank Limited shareholders. The Directors have estimated the total benefits received from the Directors Privilege Package to be \$Nil for the year ended 30 June 2016.

	2016	2015
Maurice Thomas Bourke	-	-
Barry Charles Mullen	-	-
Robert Allan Paterson	-	-
Brian Patrick Collins	-	-
Graham Charles Stewart	-	-
Paul Anthony Crothers	-	-
Gary Robert McSwain	-	-
Karen Anne Clifford	-	-
Adam John McKie	-	-
Andrew Robert Nicoll	-	-
	-	-

### (d) Key management personnel shareholdings

The number of ordinary shares in Macedon Ranges Community Enterprises Limited held by each key management personnel of the company during the financial year is as follows:

	2016	2015
Maurice Thomas Bourke	10,001	10,001
Barry Charles Mullen	25,001	25,001
Robert Allan Paterson	10,000	10,000
Brian Patrick Collins	-	-
Graham Charles Stewart	-	-
Paul Anthony Crothers	-	-
Gary Robert McSwain	-	-
Karen Anne Clifford	4,000	4,000
Adam John McKie	-	-
Andrew Robert Nicoll	-	-

There was no movement in key management personnel shareholdings during the year. Each share held has a paid up value of \$1 and is fully paid.

# Notes to the financial statements (continued)

---

Note 15. Key management personnel and related party disclosures (continued)

**(e) Other key management transactions**

There has been no other transactions involving equity instruments other than those described above.

## Note 16. Events after the reporting period

There have been no events after the end of the financial year that would materially affect the financial statements.

## Note 17. Contingent liabilities and contingent assets

There were no contingent liabilities or assets at the date of this report to affect the financial statements.

## Note 18. Operating segments

The company operates in the financial services sector where it provides banking services to its clients. The company operates in one geographic area being Gisborne, Victoria. The company has a franchise agreement in place with Bendigo and Adelaide Bank Limited who account for 100% of the revenue (2015: 100%).

	<b>2016</b>	<b>2015</b>
	<b>\$</b>	<b>\$</b>
<b>Note 19. Commitments</b>		
Operating lease commitments		
Non-cancellable operating leases contracted for but not capitalised in the Statement of Financial Position.		
Payable:		
- no later than 12 months	79,824	77,054
- between 12 months and five years	115,514	195,338
- greater than five years	-	-
<b>Minimum lease payments</b>	<b>195,338</b>	<b>272,392</b>

The property lease is a non-cancellable lease with a five year term, with rent payable monthly in advance and with CPI increases each year.

## Note 20. Company details

The registered office and principal place of business is: 11 Nexus Way, GISBORNE VIC 3437.

## Notes to the financial statements (continued)

	2016 \$	2015 \$
<b>Note 21. Dividends paid or provided for on ordinary shares</b>		
<b>Dividends paid or provided for during the year</b>		
Interim and final fully franked ordinary dividend of 5 cents per share franked at the tax rate of 30%.	36,161	-
Interim unfranked ordinary dividend of Nil (2015: 5) cents per share	-	36,161

## Note 22. Financial risk management

### Financial risk management policies

The Board of Directors has overall responsibility for the establishment and oversight of the risk management framework. The Board has established an Audit Committee which reports regularly to the Board. The Audit Committee is assisted in the area of risk management by an internal audit function.

### Specific financial risk exposure and management

The main risks the company is exposed to through its financial instruments are credit risk, liquidity risk and market risk consisting of interest rate risk and other price risk. There have been no substantial changes in the types of risks the company is exposed to, how the risks arise, or the Board's objectives, policies and processes for managing or measuring the risks from the previous period.

The company's financial instruments consist mainly of deposits with banks, short term investments, account receivables and payables, bank overdraft and loans. The totals for each category of financial instruments measured in accordance with AASB 139 Financial Instruments: Recognition and Measurement as detailed in the accounting policies are as follows:

	Note	2016 \$	2015 \$
<b>Financial assets</b>			
Cash and cash equivalents	5	428,389	435,552
Trade and other receivables	6	94,162	74,970
<b>Total financial assets</b>		<b>522,551</b>	<b>510,522</b>
<b>Financial liabilities</b>			
Trade and other payables	9	55,450	67,344
<b>Total financial liabilities</b>		<b>55,450</b>	<b>67,344</b>

### **(a) Credit risk**

Exposure to credit risk relating to financial assets arises from the potential non-performance by counterparties of contract obligations that could lead to a financial loss to the company.

Credit risk is managed through maintaining procedures ensuring, to the extent possible, that clients and counterparties to transactions are of sound credit worthiness. Such monitoring is used in assessing receivables for impairment. Credit terms for normal fee income are generally 30 days from the date of invoice. For fees with longer settlements, terms are specified in the individual client contracts. In the case of loans advanced, the terms are specific to each loan.

# Notes to the financial statements (continued)

## Note 22. Financial risk management (continued)

### (a) Credit risk (continued)

#### Credit risk exposures

The maximum exposure to credit risk by class of recognised financial assets at the end of the reporting period is equivalent to the carrying amount and classification of those financial assets as presented in the table above.

The company has significant concentrations of credit risk with Bendigo and Adelaide Bank Limited. The company's exposure to credit risk is limited to Australia by geographic area.

None of the assets of the company are past due (2015: nil past due) and based on historic default rates, the company believes that no impairment allowance is necessary in respect of assets not past due.

The company limits its exposure to credit risk by only investing in liquid securities with Bendigo and Adelaide Bank Limited and therefore credit risk is considered minimal.

### (b) Liquidity risk

Liquidity risk is the risk that the company will not be able to meet its financial obligations as they fall due. The company ensures it will have enough liquidity to meet its liabilities when due under both normal and stressed conditions. Liquidity management is carried out within the guidelines set by the Board.

Typically, the company maintains sufficient cash on hand to meet expected operational expenses, including the servicing of financial obligations. This excludes the potential impact of extreme circumstances that cannot reasonably be predicted, such as natural disasters.

The table below reflects an undiscounted contractual maturity analysis for financial liabilities.

Cash flows realised from financial assets reflect management's expectation as to the timing of realisation. Actual timing may therefore differ from that disclosed. The timing of cash flows presented in the table to settle financial liabilities reflects the earliest contractual settlement dates and does not reflect management's expectations that banking facilities will be rolled forward.

Financial liability and financial asset maturity analysis:

	Weighted average interest rate %	Total \$	Within 1 year \$	1 to 5 years \$	Over 5 years \$
<b>30 June 2016</b>					
<b>Financial assets</b>					
Cash and cash equivalents	-%	428,389	428,389	-	-
Trade and other receivables	-%	94,162	94,162	-	-
<b>Total anticipated inflows</b>		<b>522,551</b>	<b>522,551</b>	-	-
<b>Financial liabilities</b>					
Trade and other payables	-%	55,450	55,450	-	-
<b>Total expected outflows</b>		<b>55,450</b>	<b>55,450</b>	-	-
<b>Net inflow / (outflow) on financial instruments</b>		<b>467,101</b>	<b>467,101</b>	-	-

# Notes to the financial statements (continued)

## Note 22. Financial risk management (continued)

### (b) Liquidity risk (continued)

	Weighted average interest rate %	Total \$	Within 1 year \$	1 to 5 years \$	Over 5 years \$
<b>30 June 2015</b>					
<b>Financial assets</b>					
Cash and cash equivalents	-%	435,552	435,552	-	-
Trade and other receivables	-%	74,970	74,970	-	-
<b>Total anticipated inflows</b>		<b>510,522</b>	<b>510,522</b>	-	-
<b>Financial liabilities</b>					
Trade and other payables	-%	67,344	67,344	-	-
<b>Total expected outflows</b>		<b>67,344</b>	<b>67,344</b>	-	-
<b>Net inflow / (outflow) on financial instruments</b>		<b>443,178</b>	<b>443,178</b>	-	-

\* The Bank overdraft has no set repayment period and as such all has been included as current.

### (c) Market risk

Market risk is the risk that changes in market prices, such as interest rates, will affect the company's income or the value of its holdings of financial instruments. The objective of market risk management is to manage and control market risk exposures within acceptable parameters.

Exposure to interest rate risk arises on financial assets and financial liabilities recognised at the end of the reporting period whereby a future change in interest rates will affect future cash flows or the fair value of fixed rate financial instruments.

The financial instruments that primarily expose the company to interest rate risk are cash and cash equivalents.

#### Sensitivity analysis

The following table illustrates sensitivities to the company's exposures to changes in interest rates and equity prices. The table indicates the impact on how profit and equity values reported at the end of the reporting period would have been affected by changes in the relevant risk variable that management considers to be reasonably possible.

These sensitivities assume that the movement in a particular variable is independent of other variables.

	Profit \$	Equity \$
<b>Year ended 30 June 2016</b>		
+/- 1% in interest rates (interest income)	4,284	4,284
+/- 1% in interest rates (interest expense)	-	-
	<b>4,284</b>	<b>4,284</b>
<b>Year ended 30 June 2015</b>		
+/- 1% in interest rates (interest income)	4,356	4,356
+/- 1% in interest rates (interest expense)	-	-
	<b>4,356</b>	<b>4,356</b>

# Notes to the financial statements (continued)

## Note 22. Financial risk management (continued)

### (c) Market risk (continued)

#### Sensitivity analysis (continued)

There have been no changes in any of the methods or assumptions used to prepare the above sensitivity analysis from the prior year.

The company has no exposure to fluctuations in foreign currency.

### (d) Price risk

The company is not exposed to any material price risk.

#### Fair values

##### Fair value estimation

The fair values of financial assets and liabilities are presented in the following table and can be compared to their carrying amounts as presented in the statement of financial position.

Differences between fair values and the carrying amounts of financial instruments with fixed interest rates are due to the change in discount rates being applied to the market since their initial recognition by the company.

	2016		2015	
	Carrying amount \$	Fair value \$	Carrying amount \$	Fair Value \$
<b>Financial assets</b>				
Cash and cash equivalents (i)	428,389	428,389	435,552	435,552
Trade and other receivables (i)	94,162	94,162	74,970	74,970
<b>Total financial assets</b>	<b>522,551</b>	<b>522,551</b>	<b>510,522</b>	<b>510,522</b>
<b>Financial liabilities</b>				
Trade and other payables (i)	55,450	55,450	67,344	67,344
<b>Total financial liabilities</b>	<b>55,450</b>	<b>55,450</b>	<b>67,344</b>	<b>67,344</b>

(i) Cash and cash equivalents, trade and other receivables, and trade and other payables are short-term instruments in nature whose carrying amounts are equivalent to their fair values.



# Directors' declaration

---

In accordance with a resolution of the Directors of Macedon Ranges Community Enterprises Limited, the Directors of the company declare that:

1. The financial statements and notes, as set out on pages 13 to 39 are in accordance with the Corporations Act 2001 and:
  - (i) comply with Australian Accounting Standards which, as stated in accounting policy Note 1(a) to the financial statements, constitutes compliance with International Financial Reporting Standards (IFRS); and
  - (ii) give a true and fair view of the company's financial position as at 30 June 2016 and of the performance for the year ended on that date;
2. In the Directors' opinion there are reasonable grounds to believe that the company will be able to pay its debts as and when they become due and payable.
3. The audited remuneration disclosures set out in the remuneration report section of the Directors' report comply with Accounting Standard AASB124 Related Party Disclosures and the Corporations Regulations 2001.

This resolution is made in accordance with a resolution of the Board of Directors.



**Graham Charles Stewart**  
**Chairman**

Signed at Gisborne on 28th September 2016.

# Independent audit report

---



**Richmond  
Sinnott &  
Delahunty**

Chartered Accountants

Level 2, 10-16 Forest Street  
Bendigo, VICTORIA  
PO Box 30, Bendigo VICTORIA 3552

Ph: (03) 5445 4200  
Fax: (03) 5444 4344  
rsd@rsdadvisors.com.au  
www.rsdadvisors.com.au

***INDEPENDENT AUDITOR'S REPORT  
TO THE MEMBERS OF MACEDON RANGES COMMUNITY ENTERPRISES  
LIMITED***

## **Report on the Financial Report**

We have audited the accompanying financial report of Macedon Ranges Community Enterprises Limited, which comprises the statement of financial position as at 30 June 2016, the statement of profit or loss and other comprehensive income, the statement of changes in equity and the statement of cash flows for the year then ended, notes comprising a summary of significant accounting policies and other explanatory information and the directors' declaration of the company at the year's end.

### *Directors' Responsibility for the Financial Report*

The directors of the company are responsible for the preparation of the financial report that gives a true and fair view in accordance with Australian Accounting Standards and the Corporations Act 2001 and for such internal control as the directors determine is necessary to enable the preparation of the financial report that gives a true and fair view and is free from material misstatement, whether due to fraud or error. In Note 1, the directors also state, in accordance with Accounting Standard AASB 101: Presentation of Financial Statements, that the financial statements comply with International Financial Reporting Standards (IFRS).

### *Auditor's Responsibility*

Our responsibility is to express an opinion on the financial report based on our audit. We conducted our audit in accordance with Australian Auditing Standards. Those standards require that we comply with relevant ethical requirements relating to audit engagements and plan and perform the audit to obtain reasonable assurance about whether the financial report is free from material misstatement.

An audit involves performing procedures to obtain audit evidence about the amounts and disclosures in the financial report. The procedures selected depend on the auditor's judgement, including the assessment of the risks of material misstatement of the financial report, whether due to fraud or error. In making those risk assessments, the auditor considers internal control relevant to the company's preparation of the financial report in order to design audit procedures that are appropriate in the circumstances, but not for the purpose of expressing an opinion on the effectiveness of the company's internal control. An audit also includes evaluating the appropriateness of accounting policies used and the reasonableness of accounting estimates made by the directors, as well as evaluating the overall presentation of the financial report.

# Independent audit report (continued)

---

We believe that the audit evidence we have obtained is sufficient and appropriate to provide a basis for our audit opinion.

## *Independence*

In conducting our audit, we have complied with the independence requirements of the Corporations Act 2001. We confirm that the independence declaration required by the Corporations Act 2001, which has been given to the directors of Macedon Ranges Community Enterprises Limited, would be in the same terms if provided to the directors as at the time of this auditor's report.


## *Auditor's Opinion*

In our opinion:

- (a) the financial report of Macedon Ranges Community Enterprises Limited is in accordance with the Corporations Act 2001, including:
  - (i) giving a true and fair view of the company's financial position as at 30 June 2016 and of its performance for the year ended on that date; and
  - (ii) complying with Australian Accounting Standards (including Australian Accounting Interpretations) and the Corporations Regulations 2001; and
- (b) the financial report also complies with the International Financial Reporting Standards as disclosed in Note 1.

## **RICHMOND SINNOTT & DELAHUNTY**

Chartered Accountants

  
**P. P. Delahunty**  
Partner

Dated at Bendigo, 28<sup>th</sup> September 2016

Gisborne & District **Community Bank**<sup>®</sup> Branch  
11 Nexus Way, Gisborne VIC 3437  
Phone: (03) 5420 7210 Fax: (03) 5420 7346

Franchisee: Macedon Ranges Community Enterprises Ltd  
PO Box 757 (11 Nexus Way), Gisborne VIC 3437  
ABN: 57 130 493 499

[www.bendigobank.com.au/gisborne](http://www.bendigobank.com.au/gisborne)  
(BNPAR16110) (09/16)



[bendigobank.com.au](http://bendigobank.com.au)

