

Annual Report 2018

Midwest Community Enterprises Limited

Geraldton **Community Bank**[®] Branch

ABN 90 132 512 460



Contents

Chairperson's report	2
Manager's report.....	3
Return of Capital Payments History	4
Sponsorships & Contributions Report.....	4
Bendigo and Adelaide Bank report	7
Directors' report	8
Auditor's independence declaration	13
Financial statements.....	14
Notes to the financial statements	18
Directors' declaration.....	39
Independent audit report.....	40

Chairperson's report

For year ending 30 June 2018

Once again on behalf of the Board of Directors of Midwest Community Enterprises Limited I am proud and excited to report another year of growth in our operations, which has resulted in even larger contributions via our Bendigo Grants Program to Community organisations throughout the Midwest region. We have also continued our returns to shareholders and have now set up a solid base of business for future returns and are genuinely excited in what benefits will flow to our region into the future.

The leadership, knowledge and management of our Branch Manager Jody Beven has been influential in driving the organisation to reach above industry levels of growth, and along with a staff of committed and community driven people, we can confidently forecast this to continue. The support and knowledge of the Board, and its voluntary contribution of time and energy, has also been an inspiration to myself, and all involved.

There is no doubt as the matters being raised at the Banking Royal Commission are exposed, and as communities reflect on the role of banking, in its purest form, as a contributor to community and not a taker from community, that the Bendigo **Community Bank®** model will be the way forward in banking. We continue to promote this model in all areas and are buoyed by the way our customers and the community are embracing our efforts.


We urge all our shareholders and customers to become advocates of our Bank, knowing that the growth we achieve will be fed directly into growing our Community and be directed into the area's most requiring the assistance.

Finally, The word "community" is sometimes used as an advertising slogan, or a way to sell, or a way to link to a product which really has no relevance by other businesses But the pure form of the word involves a true commitment to caring, helping and assisting all in our community, and a genuine belief that we all become better people when our whole community works together.

That is why our bank is so special It is all about genuine Community!

It is with great pride and pleasure, on behalf of the staff and Directors of MCEL; I present the 2017/18 Annual Report.

Regards,

A handwritten signature in blue ink, consisting of a stylized 'R' followed by a series of loops and a trailing line.

Rob Houwen
Chairperson

Manager's report

For year ending 30 June 2018

Despite the difficult economic environment in the Midwest region, it gives me great pleasure to advise that we had another successful year in 2017/18, with growth in all major sectors of our business.

Over the year total balances held by customers with us grew by just over \$16.4 million over the financial year, and as at June 2018 we had 3,944 accounts operated by 3,058 clients (increases of 616 and 400 respectively on the prior year). This growth was not as high as the previous year, but was consistent with the prior 7 years, and represented a strong outcome during a difficult period. It was also a reward for the efforts of staff and directors who continue to promote our unique business model in the community.

While we are still in the low interest rate environment which continues to impact on margins in banking, we managed to record another strong profit before income tax expense of \$92,214 after allocating over \$57,000 in our second official Grant Program, plus over \$60,000 was spent on advertising, marketing and sponsorships with local groups and organisations.

This past financial year also saw us continue in our payments to our shareholders, with an increased capital return of 10c per share, which resulted in \$140,000 being distributed to our local community. We hope to be able to maintain both a return to shareholders and distribution of grant funds every year from now on thanks to the solid business base that is now in place.

As always there have been changes in the staffing of the branch, with Aimee Rowland returning from maternity leave in March to her role as Business Banking Manager. Aimee continues to be supported in managing these important relationships by Kim Purcell. Kevin Bright from Rural Bank has continued to establish a strong working relationship with our staff and existing customers since joining the group in early 2016 and contributed to substantial growth in the sector of our business by bringing on more new clients to the group during the past year.

Kelly Eastough, Mandy Woodman, Kate York, Melissa Nillson, Sarah Thurkle, Renee Marchetti and Tim McAuliffe remain as members of the branch team and are doing a fantastic job meeting the expectations of our customers and other stakeholders. The amount of positive feedback I get from our customers about the service provided by our staff makes me incredibly proud of the work they do every day, both in the branch and in the community.

The board, ably led by Rob Houwen, continues to provide fantastic support and direction to the staff and are looking for any opportunity to promote our business and introduce their friends and business associates to our staff. Their ongoing commitment and vision is our inspiration to our staff, and their continual review of our business planning is vital to meet the ever changing market in which we operate.

The early signs for 2018/19 are that the economic and business environments are not going to get any easier, but we have built a robust business and have laid the foundations to continue to grow strongly despite the external factors. We are always looking for new opportunities and now more than ever we need to be flexible, agile and focussed on both short term outcomes and long term goals.

What is exciting for the future is the appointment of Marnie Baker as the Bank's new Managing Director, taking over from Mike Hirst who has been in the role for the past 7 years. Marnie has a strong background with Bendigo and in particular the community side of the business, so we are looking forward to what changes she will implement as she settles into the role post 1 July. In the state we will also have a new State Manager, so I am sure this will also bring about the opportunity for positive change.

We ask that all our shareholders continue to support us, with your banking business and by promoting our service and experience with your families, friends and acquaintances. This support is what enables us to reward you with capital returns and future dividends.

I am looking forward to sharing our continued success with you in coming years.



Jody Beven
Branch Manager

Return of Capital Payments History

For year ending 30 June 2018

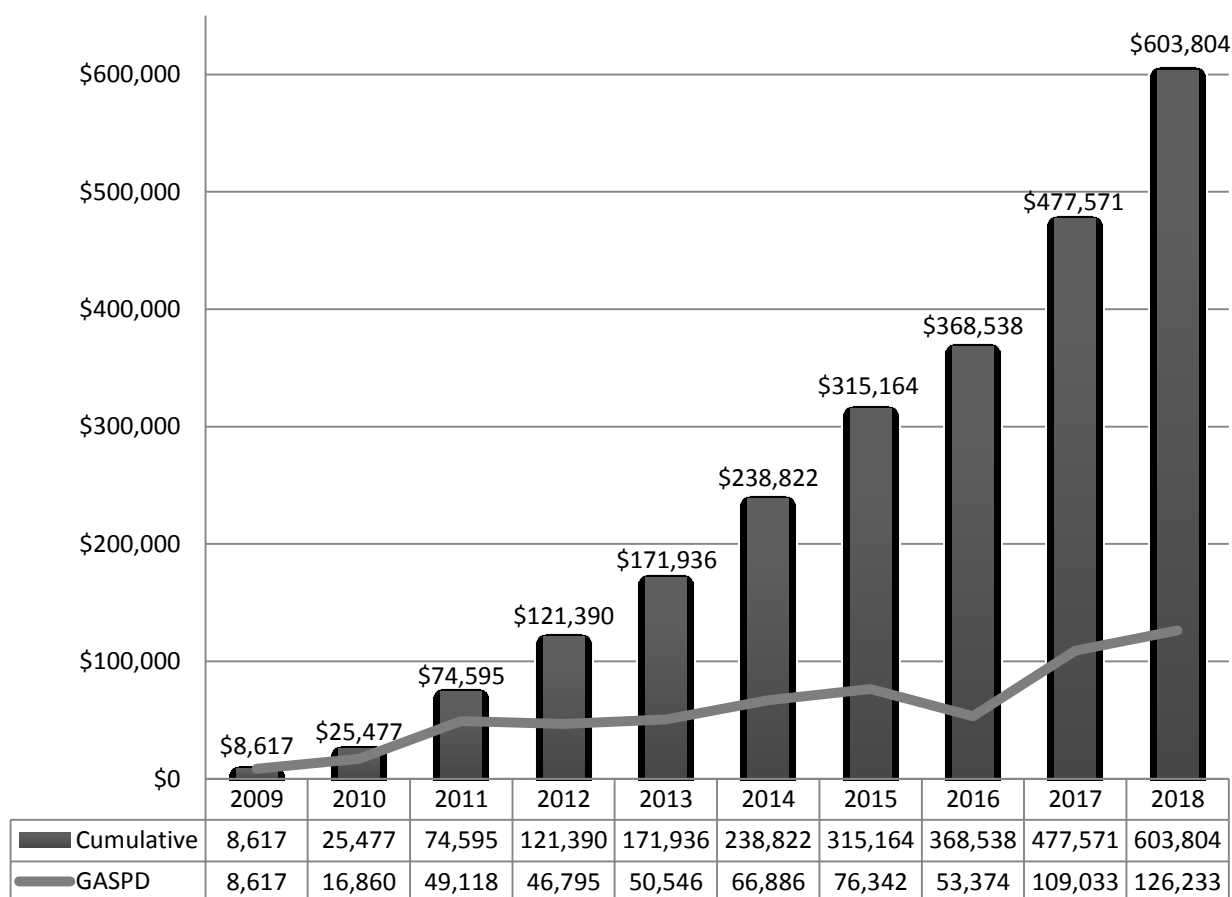
Return of Capital to Shareholders		
Financial Year	Amount Per Share	Date Paid
2016/2017	.10	30 November 2017
2015/2016	.05	30 November 2016

Sponsorship & Contributions Report

In the Financial Year 2017/2018, a total of \$126,233 was contributed to the Geraldton community via grants, advertising, sponsorship, promotion and donations.

Since opening the branch in 2009, a total of \$603,804 has been contributed to the Geraldton community.

Annual and cumulative contribution to Geraldton community since opening via grants, advertising, sponsorship, promotion and donation (GASPD).



Sponsorship & Contributions Report (continued)

For year ending 30 June 2018

Date	Recipient	Purpose
1/7/17	Geraldton Junior Soccer Association	Attendance at annual ball.
12/7/17	Midwest Chamber of Commerce & Industry	Membership of MWCCI 2017/18.
18/7/17	Fitzgerald Street Community Gardens	Assist develop community garden for aged care facility.
18/7/17	AICD	Attendance at regional event.
21/7/17	Geraldton Amateur Basketball Association	Annual sponsorship of association.
27/7/17	Geraldton Yacht Club	Annual sponsorship of association.
31/7/17	Ronald McDonald House	2017/18 contribution to WA collaborative commitment.
8/8/17	Wandina Primary School	Annual Mid West Education Awards event.
18/8/17	Midwest Charity Begins at Home	Annual fund raising dinner to support families in need.
29/8/17	Great Northern Football League	Naming rights to representative colts team.
5/9/17	Geraldton Seniors Week Committee	Annual senior's week activities.
27/9/17	Geraldton Fuel Company/SPGC	Farmer's Mid West Golf Day.
11/11/17	Geraldton Tennis Club	Championship event sponsorship.
13/11/17	Northern Agricultural Catchments Council	Annual NACC Environmental Leadership awards.
18/11/17	Byron Clarkson Golf/SPGC	Business golf day.
7/12/17	Geraldton Pro Shop/Gton Golf Club	Business golf day.
8/12/17	Hollomby Foundation	Annual scholarship at Geraldton University Centre.
18/12/17	Funtavia	Annual comedy/fringe festival event.
18/12/17	Mid West Golf Championships	Annual Mid West Golf Championships involving 4 clubs.
2/1/18	Geraldton Country Week Golf	Sponsorship of one day of 5 day event.
15/2/18	Partners In Grain WA	Co-sponsor with RuralBank of 3 Business workshops for rural clients.
15/2/18	Mullewa Bowls Club	Sponsorship of weekend bowls tournament.
22/2/18	Geraldton Regional Cricket Board Inc	Naming rights sponsor of 2017/18 season.
2/3/18	Geraldton Golf Club	Sponsorship of Thursday Men's Event.
9/3/18	Hawes Heritage Events	Sponsorship of Cathedral Concert Spectacular.
5/4/18	Central Regional TAFE	Scholarship for student at local TAFE.
3/5/18	Geraldton & Districts Senior Citizens	Sponsorship of annual long weekend bowls tournament.
7/5/18	Spalding Park Golf Club	Annual Mid West Golf Championship sponsorship.
15/5/18	Great Northern Football League	Sponsorship of "Bendigo Bank Community Round".

Sponsorship & Contributions Report (continued)

For year ending 30 June 2018 (continued)

Date	Recipient	Purpose
11/6/18	Geraldton Netball Association	Annual Primary & High School Netball carnival sponsorship.
13/6/18	Geraldton Golf Club	Sponsorship of Wednesday Women's Event.
15/6/18	Mingenew Netball Club Inc	Resurfacing of community netball courts.
22/6/18	Walkaway Polocross Club Inc.	Sponsorship of annual tournament.
23/6/18	Geraldton Golf Club	Sponsorship of Saturday Men's Event.
28/6/18	Geraldton Junior Soccer Association	Uniforms for 7 teams competing at Country Week championships.
28/6/18	Midwest Charity Begins at Home	Printing costs for tickets at annual charity ball.
28/6/18	Tarcoola Park Tennis Club	Construction of "hitting wall" for juniors.
29/6/18	Geraldton Surf Club	New boards for junior lifesavers.
29/6/18	Mid West Academy of Sport	Signage at all Academy linked sporting venues.
29/6/18	Centacare Family Servcies	"Enhancing Family Connections" support group establishment.
29/6/18	Mingenew Midwest Expo	Main stage naming rights at 36th annual expo event.
29/6/18	Murchison Region Aboriginal Corporation	Installation of LED lighting at old peoples' homes.
29/6/18	Ngala Community Servcies	Family first aid event - "Caring for Kids"
29/6/18	Rotary Club of Geraldton-Greenough	Science & Engineering Challenge event for schools.
29/6/18	STAY - Short Term Accommodation for Youth	Building revitalization, murals & security.
29/6/18	The Menshed Geraldton	Purchase of 8 new drills & accessories.
29/6/18	Veteran Car Club of WA Inc	Rainwater tank & Gazebo at Geraldton premises.
29/6/18	Walkaway Primary School P&C Assoc	Program "Fund Day Fridays" teaching children about safety.
29/6/18	Wonthella Bowling Club	Purchase of junior bowls for new school based program.
30/6/18	Knitted Knockers Aust - Midwest WA	Wool for making clothes for breast cancer sufferers.
30/6/18	Chapman Valley Agricultural Society	Free family entertainment stage at annual show.
30/6/18	Chapman Valley Junior Football Club	New set of jumpers for additional Under 10's team.
30/6/18	Desert Blue Connect	Community, respect & equality week of events.
30/6/18	Olympic Taekwon-Do Academy	New protective headgear for junior participants.
30/6/18	Walkaway Basketball Association Inc	Installation of new backboards & rings at community courts.
Various	Various NFP's	Community EFTPOS Fees absorbed by branch.

Bendigo and Adelaide Bank report

For year ending 30 June 2018

It's been 20 years since the doors to the first **Community Bank®** branch opened. And it has only been a few months since the latest, the 321st, **Community Bank®** branch opened its doors.

In the last 20 years, much has changed. A staggering 92 per cent of our customers do their banking online and we pay for goods and services on a range of mobile phones, our watches and even our fitness devices. Many are embracing this online world with a sense of excitement and confidence. Our model will be even more accessible to people right across Australia.

Despite the change many things have also remained constant through the last two decades. Commitment within communities remains as strong today as it has ever been; from our first **Community Bank®** branch to the most recent one, and the 319 in between.

This year, five of our Community Bank branches are celebrating 20 years in business. Bendigo Bank has celebrated 160 years in business. We farewellled Managing Director Mike Hirst and welcomed into the MD role long-time Bendigo employee Marnie Baker.

Our **Be the change** online marketing campaign has been the most successful online marketing campaign ever run by our organisation. The premise behind **Be the change** is simple – it thanks individual customers for banking with their **Community Bank®** branch.

But it's not the Bank thanking the customers. It's not the staff, volunteer directors or shareholders thanking the customers. It's the kids from the local little athletics and netball clubs, it's the man whose life was saved by a **Community Bank®** funded defib unit, it's members of the local community choir and the animal rescue shelter. These people whose clubs and organisations have received a share of over \$200 million in **Community Bank®** contributions, all because of people banking with their local **Community Bank®** branch.

Be the change has further highlighted the power of the model. For others, customers are important. For our **Community Bank®** network, customer support ensures our point of difference. It's the reason we can share in the revenue generated by their banking business. Without this point of difference, we would be just another bank.

But we're not, we're Bendigo Bank and we're Australia's only '*community bank*', recently named by Roy Morgan Research as Australia's third most trusted brand and most trusted bank. As one of 70,000-plus **Community Bank®** company shareholders across Australia, these are outcomes we hope you too are proud of.

I'd like to thank you for your decision to support your local **Community Bank®** company as a shareholder. Your support has been vitally important to enhancing the prospects and outcomes within your community.

Without you, there would be no **Community Bank®** branch network in Australia.

We value your initial contribution and your ongoing support of your **Community Bank®** branch and your community. Thank you for continuing to play a role in helping your community **Be the change**.



Robert Musgrove
Bendigo and Adelaide Bank

Directors' report

For the financial year ended 30 June 2018

Your directors submit the financial statements of the company for the financial year ended 30 June 2018.

Directors

The names and details of the company's directors who held office during or since the end of the financial year:

Robert Francis Houwen

Chairman

Occupation: Dealer Principal

Qualifications, experience and expertise: Dealer Principal - Geraldton Toyota. Treasurer of Rotary Club of Geraldton Greenough.

Special responsibilities: Chairman & Finance Group

Interest in shares: 50,001

Wayne John Clarkson

Deputy Chairman

Occupation: Insurance Broker/AFSL Holder

Qualifications, experience and expertise: Current holder of Australian Financial Services License. Operating a general insurance broking service together with life insurance and superannuation products and services (broking) and Senior Associate CIP qualification.

Special responsibilities: Finance Group

Interest in shares: 28,001

Renaye Ellen Stokes

Secretary

Occupation: Primary Producer

Qualifications, experience and expertise: Previously employed as a Development Officer with the Department of Agriculture & Food for 6 years before starting a family in 2008. Full time parent, farm office administrator and voluntary community contributor ever since. Renaye has proactively contributed to the Chapman Valley (CV) Playgroup, Geraldton Toy Library, CV Community Newspaper (Valley Vibes), CV Tennis Club, CV Primary School P&C, CV Community Ball Inc. and is the current CV Primary School Board Chair. Renaye is passionate about health, wellbeing and resilient communities. Holds a Bachelor of Agribusiness (Marketing) with First Class Honours.

Special responsibilities: Secretary and Marketing Group

Interest in shares: Nil.

Paul James Adam

Treasurer

Occupation: Accountant

Qualifications, experience and expertise: Bachelor of Business, CPA, Principal of accounting practice Adam Hunter Pty Ltd. Public Practice Accountant for 23 years. Charter member of Taxation Institute of Australia. Director of Geraldton Resource Centre Inc. Tax agent with ATO for 27 years. Vice Captain of Spalding Park Golf Club Inc.

Special responsibilities: Treasurer and Finance Group

Interest in shares: 7,001

Directors' report (continued)

Directors (continued)

Gary Bruce Clark

Director

Occupation: Consultant

Qualifications, experience and expertise: Former Manager Mission Australia, Regional Manager Dept. of Sport and Recreation (30 years), Assoc Dip Recreation, Life Member Surf Life Saving WA, Geraldton Surf Life Saving Club, Brigades Football Club and Geraldton Harriers Running Club. Founding Director and Owner-Manager Mid West Times Community Newspaper (Geraldton). Chairman Mid West Academy of Sport.

Special responsibilities: Marketing Group

Interest in shares: 7,001

Harold McCashney

Director

Occupation: Retired primary producer

Qualifications, experience and expertise: Inaugural Director and Fund Raiser. 50 years as a primary producer in wool grain and sheep meat including a term as a director (grower) of W.A Meat Marketing Corporation. Farmed at Cadoux in Wongan Ballidu Shire. 14 years in local government at Wongan Hills and Greenough which has now amalgamated to form the City of Greater Geraldton. 10 years on the Executive of WA Farmers including a 3 year term as State Treasurer.

Special responsibilities: Nil

Interest in shares: 30,001

Emma Howell McNerney

Director

Occupation: Acting/Coordinator/Community Development Officer

Qualifications, experience and expertise: Currently employed as the Acting Coordinator and Community Development Officer at the Child and Parent Centre - Rangeway through Ngala Midwest Gascoyne. Inaugurated and chaired the MWCCI Future Leaders for 3 years and sat on the board of Geraldton Dog Rescue for 4 years. Twice winner of Australia Day Active Citizenship (under 26) Award, completed the Rotary Youth Leadership Awards and LEAP. Owner/Manager of event and project company IDs All Sorted, which has raised over \$62,000 for local Community causes since 2010. Part owner of Euphorium Creative (formerly The Comedy Emporium).

Special responsibilities: Marketing Group

Interest in shares: Nil

Kimberly James Stokes

Director

Occupation: Small Business Advisor

Qualifications, experience and expertise: Self-employed small business mentor and adviser for past 11 years, senior administration officer Defence Satellite Communications Station Kojarena 12 years, employment services manager various country and metropolitan locations 13 years, Chair Board of Management, Geraldton Regional Community Education Centre past five years, Board Director Ngala past 12 months, President of The Geraldton Club 9 years, Past President and current member of the Rotary Club of Geraldton Greenough.

Special responsibilities: LVM Champion, Marketing Group

Interest in shares: 10,000

Directors' report (continued)

Directors (continued)

Directors were in office for this entire year unless otherwise stated.

No directors have material interests in contracts or proposed contracts with the company.

Company Secretary

The company secretary is Director Renaye Ellen Stokes. Renaye was appointed to the position of secretary on 21 June 2016.

Qualifications, experience and expertise: Bachelor of Agribusiness (Marketing) (Hons). Previously employed as a Development Officer with the Department of Agriculture & Food before starting a family in 2008. Full time parent, farm office administrator, and voluntary community contributor ever since. Renaye has proactively contributed to the Chapman Valley Playgroup, Geraldton Toy Library, CV Community Newsletter (Valley Vibes), CV Tennis Club, CV Primary School P&C, CV Community Ball Inc., and is the current CV Primary School Council Chair. Renaye is passionate about health, wellbeing, and resilient communities.

Principal Activities

The principal activities of the company during the financial year were facilitating **Community Bank®** services under management rights to operate a franchised branch of Bendigo and Adelaide Bank Limited.

There have been no significant changes in the nature of these activities during the year.

Operating results

Operations have continued to perform in line with expectations. The profit of the company for the financial year after provision for income tax was:

Year ended 30 June 2018 \$	Year ended 30 June 2017 \$
66,855	85,148

Dividends

No dividends were declared or paid for the previous year and the directors recommend that no dividend be paid for the current year.

Significant changes in the state of affairs

During the year the **Community Bank®** paid shareholders \$140,000 (2017: \$70,000) as part of a capital reduction. This equates to 10 cents (2017: 5 cents) per share.

In the opinion of the directors there were no significant changes in the state of affairs of the company that occurred during the financial year under review not otherwise disclosed in this report or the financial statements.

Events since the end of the financial year

There are no matters or circumstances that have arisen since the end of the financial year that have significantly affected or may significantly affect the operations of the company the results of those operations or the state of affairs of the company, in future years.

Likely developments

The company will continue its policy of facilitating banking services to the community.

Directors' report (continued)

Environmental regulation

The company is not subject to any significant environmental regulation.

Directors' benefits

No director has received or become entitled to receive, during or since the financial year, a benefit because of a contract made by the company, controlled entity or related body corporate with a director, a firm which a director is a member or an entity in which a director has a substantial financial interest except as disclosed in note 19 to the financial statements. This statement excludes a benefit included in the aggregate amount of emoluments received or due and receivable by directors shown in the company's accounts, or the fixed salary of a full-time employee of the company, controlled entity or related body corporate.

Indemnification and insurance of directors and officers

The company has indemnified all directors and the manager in respect of liabilities to other persons (other than the company or related body corporate) that may arise from their position as directors or manager of the company except where the liability arises out of conduct involving the lack of good faith.

Disclosure of the nature of the liability and the amount of the premium is prohibited by the confidentiality clause of the contract of insurance. The company has not provided any insurance for an auditor of the company or a related body corporate.

Directors' meetings

The number of directors' meetings attended by each of the directors of the company during the year were:

	Directors' Meetings	
	Eligible	Attended
Robert Francis Houwen	12	12
Paul James Adam	12	11
Wayne John Clarkson	12	11
Gary Bruce Clark*	10	7
Harold McCashney	12	11
Emma Howell	12	6
Renaye Ellen Stokes	12	11
Kimberly James Stokes	12	6

* On leave January-February 2018

Proceedings on behalf of the company

No person has applied to the Court under section 237 of the Corporations Act 2001 for leave to bring proceedings on behalf of the company, or to intervene in any proceedings to which the company is a party, for the purpose of taking responsibility on behalf of the company for all or part of those proceedings.

No proceedings have been brought or intervened in on behalf of the company with leave of the Court under section 237 of the Corporations Act 2001.

Directors' report (continued)

Non audit services

The company may decide to employ the auditor on assignments additional to their statutory duties where the auditor's expertise and experience with the company are important. Details of the amounts paid or payable to the auditor (Andrew Frewin Stewart) for audit and non audit services provided during the year are set out in the notes to the accounts.

The board of directors has considered the position and is satisfied that the provision of the non-audit services is compatible with the general standard of independence for auditors imposed by the Corporations Act 2001.


The directors are satisfied that the provision of non-audit services by the auditor, as set out in the notes did not compromise the auditor independence requirements of the Corporations Act 2001 for the following reasons:

- all non-audit services have been reviewed by the board to ensure they do not impact on the impartiality and objectivity of the auditor
- none of the services undermine the general principles relating to auditor independence as set out in APES 110 Code of Ethics for Professional Accountants, including reviewing or auditing the auditor's own work, acting in a management or a decision-making capacity for the company, acting as advocate for the company or jointly sharing economic risk and rewards.

Auditor's independence declaration

A copy of the auditor's independence declaration as required under section 307C of the Corporations Act 2001 is set out on page 13.

Signed in accordance with a resolution of the board of directors at Geraldton, Western Australia on 7 September 2018.

A handwritten signature in black ink, consisting of a stylized 'R' followed by a series of loops and a trailing line.

Robert Francis Houwen,

Chairman

Auditor's independence declaration



Lead auditor's independence declaration under section 307C of the *Corporations Act 2001* to the directors of Midwest Community Enterprises Limited

As lead auditor for the audit of Midwest Community Enterprises Limited for the year ended 30 June 2018, I declare that, to the best of my knowledge and belief, there have been:

- i) no contraventions of the auditor independence requirements of the *Corporations Act 2001* in relation to the audit; and
- ii) no contraventions of any applicable code of professional conduct in relation to the audit.

A handwritten signature in black ink, appearing to read 'Andrew Frewin Stewart'.

Andrew Frewin Stewart
61 Bull Street, Bendigo Vic 3550
Dated: 7 September 2018

A handwritten signature in black ink, appearing to read 'David Hutchings'.

David Hutchings
Lead Auditor

Financial statements

Statement of Profit or Loss and Other Comprehensive Income for the year ended 30 June 2018

	Notes	2018 \$	2017 \$
Revenue from ordinary activities	4	1,240,042	1,162,684
Employee benefits expense		(713,056)	(597,159)
Charitable donations, sponsorship, advertising and promotion		(126,233)	(109,033)
Occupancy and associated costs		(94,764)	(97,262)
Systems costs		(36,538)	(35,488)
Depreciation and amortisation expense	5	(31,358)	(33,428)
Finance costs	5	(9)	-
General administration expenses		(145,870)	(172,869)
Profit before income tax expense		92,214	117,445
Income tax expense	6	(25,359)	(32,297)
Profit after income tax expense		66,855	85,148
Total comprehensive income for the year attributable to the ordinary shareholders of the company:		66,855	85,148
Earnings per share		¢	¢
Basic earnings per share	20	4.78	6.08

The accompanying notes form part of these financial statements.

Financial statements (continued)

Balance Sheet as at 30 June 2018

	Notes	2018 \$	2017 \$
ASSETS			
Current Assets			
Cash and cash equivalents	7	304,869	325,320
Trade and other receivables	8	107,021	90,885
Total Current Assets		411,890	416,205
Non-Current Assets			
Property, plant and equipment	9	157,630	174,438
Intangible assets	10	14,550	29,100
Deferred tax asset	11	210,331	235,690
Total Non-Current Assets		382,511	439,228
Total Assets		794,401	855,433
LIABILITIES			
Current Liabilities			
Trade and other payables	12	105,650	130,313
Provisions	13	90,996	59,258
Total Current Liabilities		196,646	189,571
Non-Current Liabilities			
Provisions	13	12,645	7,607
Total Non-Current Liabilities		12,645	7,607
Total Liabilities		209,291	197,178
Net Assets		585,110	658,255
Equity			
Issued capital	14	1,148,402	1,288,402
Accumulated losses	15	(563,292)	(630,147)
Total Equity		585,110	658,255

The accompanying notes form part of these financial statements

Financial statements (continued)

Statement of Changes in Equity for the year ended 30 June 2018

	Notes	Issued Capital \$	Accumulated losses \$	Total equity \$
Balance at 1 July 2016		1,358,402	(715,295)	643,107
Total comprehensive income for the year		-	85,148	85,148
Transactions with owners in their capacity as owners:				
Shares issued during period		-	-	-
Capital reduction	14	(70,000)	-	(70,000)
Costs of issuing shares		-	-	-
Dividends provided for or paid		-	-	-
Balance at 30 June 2017		1,288,402	(630,147)	658,255
Balance at 1 July 2017		1,288,402	(630,147)	658,255
Total comprehensive income for the year		-	66,855	66,855
Transactions with owners in their capacity as owners:				
Shares issued during period		-	-	-
Capital reduction	14	(140,000)	-	(140,000)
Costs of issuing shares		-	-	-
Dividends provided for or paid		-	-	-
Balance at 30 June 2018		1,148,405	(563,292)	585,110

The accompanying notes form part of these financial statements.

Financial statements (continued)

Statement of Cash Flows for the year ended 30 June 2018

	Notes	2018 \$	2017 \$
Cash flows from operating activities			
Receipts from customers		1,342,503	1,299,962
Payments to suppliers and employees		(1,195,500)	(1,054,541)
Interest received		40	-
Interest paid		(9)	(62)
Net cash provided by operating activities	16	147,034	245,359
Cash flows from investing activities			
Payments for property, plant and equipment		-	(15,900)
Payments for intangible assets		(27,485)	(13,743)
Net cash used in investing activities		(27,485)	(29,643)
Cash flows from financing activities			
Repayment of capital		(140,000)	(70,000)
Repayment of borrowings		-	(3,915)
Net cash used in financing activities		(140,000)	(73,915)
Net increase/(decrease) in cash held		(20,451)	141,801
Cash and cash equivalents at the beginning of the financial year		325,320	183,519
Cash and cash equivalents at the end of the financial year	7(a)	304,869	325,320

The accompanying notes form part of these financial statements.

Notes to the financial statements

For year ended 30 June 2018

Note 1. Summary of significant accounting policies

a) Basis of preparation

These general purpose financial statements have been prepared in accordance with Australian Accounting Standards and Interpretations issued by the Australian Accounting Standard Boards and the Corporations Act 2001. The company is a for-profit entity for the purpose of preparing the financial statements.

Compliance with IFRS

These financial statements and notes comply with International Financial Reporting Standards (IFRS) as issued by the International Accounting Standards Board (IASB).

Critical accounting estimates

The preparation of the financial statements requires the use of certain critical accounting estimates. It also requires management to exercise its judgement in the process of applying the company's accounting policies. These areas involving a higher degree of judgement or complexities, or areas where assumptions and estimates are significant to the financial statements are disclosed in note 3.

Historical cost convention

The financial statements have been prepared under the historical cost convention on an accruals basis as modified by the revaluation of financial assets and liabilities at fair value through profit or loss and where stated, current valuations of non-current assets. Cost is based on the fair values of the consideration given in exchange for assets.

Comparative figures

Where required by Australian Accounting Standards comparative figures have been adjusted to conform with changes in presentation for the current financial year.

Application of new and amended accounting standards

There are a number of amendments to accounting standards issued by the Australian Accounting Standards Board (AASB) that became mandatorily effective for accounting periods beginning on or after 1 July 2017, and are therefore relevant for the current financial year.

AASB 9 Financial Instruments sets out requirements for recognising and measuring financial assets, financial liabilities and some contracts to buy or sell non-financial items. This accounting standard is not expected to have a material impact on the financial statements.

AASB 15 Revenue from Contracts with Customers establishes a comprehensive framework for determining whether, how much and when revenue is recognised. This accounting standard is not expected to have a material impact on the financial statements.

There are also a number of accounting standards and interpretations issued by the Australian Accounting Standards Board (AASB) that become effective in future accounting periods.

The company has elected not to apply any accounting standards or interpretations before their mandatory operative date for the annual reporting period beginning 1 July 2017. These future accounting standards and interpretations therefore have no impact on amounts recognised in the current period or any prior period.

Notes to the financial statements (continued)

Note 1. Summary of significant accounting policies (continued)

a) Basis of preparation (continued)

Application of new and amended accounting standards (continued)

AASB 16 Leases is effective for the annual reporting period beginning on or after 1 January 2019. The standard introduces a single, on-balance sheet lease accounting model for lessees. A lessee recognises a right-of-use asset representing its right to use the underlying asset and a lease liability representing its obligation to make lease payments.

The company has completed an initial assessment of the potential impact on its financial statements but has not yet completed its detailed assessment. The actual impact of applying AASB 16 on the financial statements in the period of initial application will depend on future economic conditions, including the company's borrowing rate at 1 January 2019, the composition of the lease portfolio at that date, the latest assessment of whether the company will exercise any lease renewal options and the extent to which the company chooses to use practical expedients and recognition exemptions.

So far, the most significant impact identified is that the company will recognise new assets and liabilities for its operating lease of its branch. As at 30 June 2018, the company's future minimum lease payment under non-cancellable operating leases amount to \$61,303, on an undiscounted basis (see Note 17).

No significant impact is expected for the company's finance leases.

Economic dependency - Bendigo and Adelaide Bank Limited

The company has entered into a franchise agreement with Bendigo and Adelaide Bank Limited that governs the management of the **Community Bank®** branch at Geraldton, Western Australia.

The branch operate as a franchise of Bendigo and Adelaide Bank Limited, using the name "Bendigo Bank" and the logo and system of operations of Bendigo and Adelaide Bank Limited. The company manages the **Community Bank®** branch on behalf of Bendigo and Adelaide Bank Limited, however all transactions with customers conducted through the **Community Bank®** branch are effectively conducted between the customers and Bendigo and Adelaide Bank Limited.

All deposits are made with Bendigo and Adelaide Bank Limited, and all personal and investment products are products of Bendigo and Adelaide Bank Limited, with the company facilitating the provision of those products. All loans, leases or hire purchase transactions, issues of new credit or debit cards, temporary or bridging finance and any other transaction that involves creating a new debt, or increasing or changing the terms of an existing debt owed to Bendigo and Adelaide Bank Limited, must be approved by Bendigo and Adelaide Bank Limited. All credit transactions are made with Bendigo and Adelaide Bank Limited, and all credit products are products of Bendigo and Adelaide Bank Limited.

The company promotes and sells the products and services, but is not a party to the transaction.

The credit risk (i.e. the risk that a customer will not make repayments) is for the relevant Bendigo and Adelaide Bank Limited entity to bear as long as the company has complied with the appropriate procedures and relevant obligations and has not exercised a discretion in granting or extending credit.

Bendigo and Adelaide Bank Limited provides significant assistance in establishing and maintaining the **Community Bank®** branch franchise operations. It also continues to provide ongoing management and operational support and other assistance and guidance in relation to all aspects of the franchise operation, including advice and assistance in relation to:

- design, layout and fit out of the **Community Bank®** branch
- training for the branch manager and other employees in banking, management systems and interface protocol
- methods and procedures for the sale of products and provision of services
- security and cash logistic controls
- calculation of company revenue and payment of many operating and administrative expenses
- the formulation and implementation of advertising and promotional programs
- sales techniques and proper customer relations.

Notes to the financial statements (continued)

Note 1. Summary of significant accounting policies (continued)

a) Basis of preparation (continued)

Economic dependency - Bendigo and Adelaide Bank Limited (continued)

The following is a summary of the material accounting policies adopted by the company in the preparation of the financial statements. The accounting policies have been consistently applied, unless otherwise stated.

b) Revenue

Revenue is recognised when the amount of revenue can be reliably measured, it is probable that future economic benefits will flow to the company and any specific criteria have been met. Interest and fee revenue is recognised when earned. The gain or loss on disposal of property, plant and equipment is recognised on a net basis and is classified as income rather than revenue. All revenue is stated net of the amount of Goods and Services Tax (GST).

Revenue calculation

The franchise agreement provides that three forms of revenue may be earned by the company – margin, commission and fee income. Bendigo and Adelaide Bank Limited decides the form of revenue the company earns on different types of products and services.

The revenue earned by the company is dependent on the business that it generates. It may also be affected by other factors, such as economic and local conditions, for example, interest rates.

Core banking products

Bendigo and Adelaide Bank Limited has identified some Bendigo Bank Group products and services as ‘core banking products’. It may change the products and services which are identified as core banking products by giving the company at least 30 days’ notice. Core banking products currently include Bendigo Bank branded home loans, term deposits and at call deposits.

Margin

Margin is arrived at through the following calculation:

- Interest paid by customers on loans less interest paid to customers on deposits
- *plus* any deposit returns i.e. interest return applied by Bendigo and Adelaide Bank Limited for a deposit,
- *minus* any costs of funds i.e. interest applied by Bendigo and Adelaide Bank Limited to fund a loan.

Margin is paid on all core banking products. A funds transfer pricing model is used for the method of calculation of the cost of funds, deposit return and margin.

The company is entitled to a share of the margin earned by Bendigo and Adelaide Bank Limited (i.e. income adjusted for Bendigo and Adelaide Bank Limited’s interest expense and interest income return). However, if this reflects a loss, the company incurs a share of that loss.

Commission

Commission is a fee paid for products and services sold. It may be paid on the initial sale or on an ongoing basis. Commission is payable on the sale of an insurance product such as home contents. Examples of products and services on which ongoing commissions are paid include leasing and Sandhurst Trustees Limited products.

Fee income

Fee income is a share of what is commonly referred to as ‘bank fees and charges’ charged to customers by Bendigo Bank Group entities including fees for loan applications and account transactions.

Notes to the financial statements (continued)

Note 1. Summary of significant accounting policies (continued)

b) Revenue (continued)

Discretionary financial contributions

In addition to margin, commission and fee income, and separate from the franchise agreement, Bendigo and Adelaide Bank Limited has also made discretionary financial payments to the company. These are referred to by Bendigo and Adelaide Bank Limited as a “Market Development Fund” (MDF).

The amount has been based on the volume of business attributed to a branch. The purpose of the discretionary payments is to assist with local market development activities, including community sponsorships and donations. It is for the board to decide how to use the MDF.

The payments from Bendigo and Adelaide Bank Limited are discretionary and Bendigo and Adelaide Bank Limited may change the amount or stop making them at any time.

Ability to change financial return

Under the franchise agreement, Bendigo and Adelaide Bank Limited may change the form and amount of financial return that the company receives. The reasons it may make a change include changes in industry or economic conditions or changes in the way Bendigo and Adelaide Bank Limited earns revenue.

The change may be to the method of calculation of margin, the amount of margin, commission and fee income or a change of a margin to a commission or vice versa. This may affect the amount of revenue the company receives on a particular product or service. The effect of the change on the revenue earned by the company is entirely dependent on the change.

If Bendigo and Adelaide Bank Limited makes a change to the margin or commission on core banking products and services, it must not reduce the margin and commission the company receives on core banking products and services Bendigo and Adelaide Bank Limited attributes to the company to less than 50% (on an aggregate basis) of Bendigo and Adelaide Bank Limited’s margin at that time. For other products and services, there is no restriction on the change Bendigo and Adelaide Bank Limited may make.

Bendigo and Adelaide Bank Limited must give the company 30 days’ notice before it changes the products and services on which margin, commission or fee income is paid, the method of calculation of margin and the amount of margin, commission or fee income.

Monitoring and changing financial return

Bendigo and Adelaide Bank Limited monitors the distribution of financial return between **Community Bank®** companies and Bendigo and Adelaide Bank Limited on an ongoing basis.

Overall, Bendigo and Adelaide Bank Limited has made it clear that the **Community Bank®** model is based on the principle of shared reward for shared effort. In particular, in relation to core banking products and services, the aim is to achieve an equal share of Bendigo and Adelaide Bank Limited’s margin.

c) Income tax

Current tax

Current tax is calculated by reference to the amount of income taxes payable or recoverable in respect of the taxable profit or loss for the period. It is calculated using tax rates and tax laws that have been enacted or substantively enacted by reporting date. Current tax for current and prior periods is recognised as a liability (or asset) to the extent that it is unpaid (or refundable).

Notes to the financial statements (continued)

Note 1. Summary of significant accounting policies (continued)

c) Income tax (continued)

Deferred tax

Deferred tax is accounted for using the balance sheet liability method on temporary differences arising from differences between the carrying amount of assets and liabilities in the financial statements and the corresponding tax base of those items.

In principle, deferred tax liabilities are recognised for all taxable temporary differences. Deferred tax assets are recognised to the extent that it is probable that sufficient taxable amounts will be available against which deductible temporary differences or unused tax losses and tax offsets can be utilised. However, deferred tax assets and liabilities are not recognised if the temporary differences giving rise to them arise from the initial recognition of assets and liabilities (other than as a result of a business combination) which affects neither taxable income nor accounting profit. Furthermore, a deferred tax liability is not recognised in relation to taxable temporary differences arising from goodwill.

Deferred tax assets and liabilities are measured at the tax rates that are expected to apply to the period(s) when the asset and liability giving rise to them are realised or settled, based on tax rates (and tax laws) that have been enacted or substantively enacted by reporting date. The measurement of deferred tax liabilities reflects the tax consequences that would follow from the manner in which the consolidated entity expects, at the reporting date, to recover or settle the carrying amount of its assets and liabilities

Deferred tax assets and liabilities are offset when there is a legally enforceable right to offset current tax and when the balances relate to taxes levied by the same taxation authority and the company entity intends to settle its tax assets and liabilities on a net basis

Current and deferred tax for the period

Current and deferred tax is recognised as an expense or income in the Statement of Profit or Loss and Other Comprehensive Income, except when it relates to items credited or debited to equity, in which case the deferred tax is also recognised directly in equity, or where it arises from initial accounting for a business combination, in which case it is taken into account in the determination of goodwill or gain from a bargain purchase.

d) Employee entitlements

Provision is made for the company's liability for employee benefits arising from services rendered by employees to balance date. Employee benefits that are expected to be settled within one year have been measured at the amounts expected to be paid when the liability is settled, plus related on-costs. Employee benefits payable later than one year have been measured at the present value of the estimated future cash outflows to be made for those benefits.

The company contributes to a defined contribution plan. Contributions to employee superannuation funds are charged against income as incurred.

e) Cash and cash equivalents

For the purposes of the Statement of Cash Flows, cash includes cash on hand and in banks and investments in money market instruments, net of outstanding bank overdrafts. Bank overdrafts are shown within borrowings in current liabilities on the Balance Sheet.

f) Trade receivables and payables

Receivables are carried at their amounts due. The collectability of debts is assessed at balance date and specific provision is made for any doubtful accounts. Liabilities for trade creditors and other amounts are carried at cost that is the fair value of the consideration to be paid in the future for goods and services received, whether or not billed to the company.

Notes to the financial statements (continued)

Note 1. Summary of significant accounting policies (continued)

g) Property, plant and equipment

Plant and equipment, leasehold improvements and equipment under finance lease are stated at cost less accumulated depreciation and impairment. Cost includes expenditure that is directly attributable to the acquisition of the item. In the event that settlement of all or part of the purchase consideration is deferred, cost is determined by discounting the amounts payable in the future to their present value as at the date of acquisition.

Depreciation is provided on property, plant and equipment, including freehold buildings but excluding land. Depreciation is calculated on a straight line basis so as to write off the net cost of each asset over its expected useful life to its estimated residual value. Leasehold improvements are depreciated at the rate equivalent to the available building allowance using the straight line method. The estimated useful lives, residual values and depreciation method are reviewed at the end of each annual reporting period.

The following estimated useful lives are used in the calculation of depreciation:

- leasehold improvements 5 - 15 years
- plant and equipment 2.5 - 40 years
- motor vehicles 3 - 5 years

h) Intangibles

The franchise fee paid to Bendigo and Adelaide Bank Limited has been recorded at cost and is amortised on a straight line basis over the life of the franchise agreement.

The renewal processing fee paid to Bendigo and Adelaide Bank Limited when renewing the franchise agreement has also been recorded at cost and is amortised on a straight line basis over the life of the franchise agreement.

i) Payment terms

Receivables and payables are non interest bearing and generally have payment terms of between 30 and 90 days.

j) Borrowings

All loans are initially measured at the principal amount. Interest is recognised as an expense as it accrues.

k) Financial instruments

Recognition and initial measurement

Financial instruments, incorporating financial assets and financial liabilities are recognised when the entity becomes a party to the contractual provisions of the instrument.

Financial instruments are initially measured at fair value plus transaction costs. Financial instruments are classified and measured as set out below.

Derecognition

Financial assets are derecognised where the contractual rights to receipt of cash flows expires or the asset is transferred to another party whereby the entity no longer has any significant continuing involvement in the risks and benefits associated with the asset.

Notes to the financial statements (continued)

Note 1. Summary of significant accounting policies (continued)

k) Financial Instruments (continued)

Classification and subsequent measurement

(i) Loans and receivables

Loans and receivables are non-derivative financial assets with fixed or determinable payments that are not quoted in an active market and are subsequently measured at amortised cost using the effective interest rate method.

(ii) Financial liabilities

Non-derivative financial liabilities (excluding financial guarantees) are subsequently measured at amortised cost using the effective interest rate method.

Impairment

At each reporting date, the entity assesses whether there is objective evidence that a financial instrument has been impaired. Impairment losses are recognised in the Statement of Profit or Loss and Other Comprehensive Income.

l) Leases

Leases of fixed assets where substantially all the risks and benefits incidental to the ownership of the asset, but not the legal ownership are transferred to the company are classified as finance leases. Finance leases are capitalised by recording an asset and a liability at the lower of the amounts equal to the fair value of the leased property or the present value of the minimum lease payments, including any guaranteed residual values. Lease payments are allocated between the reduction of the lease liability and the lease interest expense for the period.

Leased assets are depreciated on a straight-line basis over the shorter of their estimated useful lives or the lease term. Lease payments for operating leases, where substantially all the risks and benefits remain with the lessor, are charged as expenses in the periods in which they are incurred. Lease incentives under operating leases are recognised as a liability and amortised on a straight-line basis over the life of the lease term.

m) Provisions

Provisions are recognised when the economic entity has a legal, equitable or constructive obligation to make a future sacrifice of economic benefits to other entities as a result of past transactions or other past events, it is probable that a future sacrifice of economic benefits will be required and a reliable estimate can be made of the amount of the obligation.

A provision for dividends is not recognised as a liability unless the dividends are declared, determined or publicly recommended on or before the reporting date.

Notes to the financial statements (continued)

Note 1. Summary of significant accounting policies (continued)

n) Issued Capital

Ordinary shares are recognised at the fair value of the consideration received by the company. Any transaction costs arising on the issue of ordinary shares are recognised directly in equity as a reduction of the share proceeds received.

o) Earnings per share

Basic earnings per share is calculated by dividing the profit attributable to equity holders of the company, excluding any costs of servicing equity other than ordinary shares, by the weighted average number of ordinary shares outstanding during the financial year, adjusted for bonus elements in ordinary shares issued during the year.

p) Goods and Services Tax

Revenues, expenses and assets are recognised net of the amount of Goods and Services Tax (GST), except where the amount of GST incurred is not recoverable from the taxation authority. In these circumstances, the GST is recognised as part of the cost of acquisition of the asset or as part of the expense.

Receivables and payables are stated with the amount of GST included. The net amount of GST recoverable from, or payable to, the taxation authority is included as part of receivables or payables in the Balance Sheet. Cash flows are included in the Statement of Cash Flows on a gross basis.

The GST components of cash flows arising from investing and financing activities which are recoverable from, or payable to, the taxation authority are classified as operating cash flows.

Note 2. Financial risk management

The company's activities expose it to a limited variety of financial risks: market risk (including currency risk, fair value interest risk and price risk), credit risk, liquidity risk and cash flow interest rate risk. The company's overall risk management program focuses on the unpredictability of financial markets and seeks to minimise potential adverse effects on the financial performance of the entity. The entity does not use derivative instruments.

Risk management is carried out directly by the board of directors.

(i) Market risk

The company has no exposure to any transactions denominated in a currency other than Australian dollars.

(ii) Price risk

The company is not exposed to equity securities price risk as it does not hold investments for sale or at fair value. The company is not exposed to commodity price risk.

(iii) Credit risk

The company has no significant concentrations of credit risk. It has policies in place to ensure that customers have an appropriate credit history. The company's franchise agreement limits the company's credit exposure to one financial institution, being Bendigo and Adelaide Bank Limited

(iv) Liquidity risk

Prudent liquidity management implies maintaining sufficient cash and marketable securities and the availability of funding from credit facilities. The company believes that its sound relationship with Bendigo and Adelaide Bank Limited mitigates this risk significantly.

Notes to the financial statements (continued)

Note 2. Financial risk management (continued)

(v) Cash flow and fair value interest rate risk

Interest-bearing assets are held with Bendigo and Adelaide Bank Limited and subject to movements in market interest. Interest-rate risk could also arise from long-term borrowings. Borrowings issued at variable rates expose the company to cash flow interest-rate risk. The company believes that its sound relationship with Bendigo and Adelaide Bank Limited mitigates this risk significantly.

(vi) Capital management

The board's policy is to maintain a strong capital base so as to sustain future development of the company. The board of directors monitor the return on capital and the level of dividends to shareholders. Capital is represented by total equity as recorded in the Balance Sheet.

In accordance with the franchise agreement, in any 12 month period, the funds distributed to shareholders shall not exceed the distribution limit.

The distribution limit is the greater of:

- (a) 20% of the profit or funds of the franchisee otherwise available for distribution to shareholders in that 12 month period; and
- (b) subject to the availability of distributable profits, the relevant rate of return multiplied by the average level of share capital of the franchisee over that 12 month period where the relevant rate of return is equal to the weighted average interest rate on 90 day bank bills over that 12 month period plus 5%.

The board is managing the growth of the business in line with this requirement. There are no other externally imposed capital requirements, although the nature of the company is such that amounts will be paid in the form of charitable donations and sponsorship. Charitable donations and sponsorship paid for the year ended 30 June 2017 can be seen in the Statement of Profit or Loss and Other Comprehensive Income.

There were no changes in the company's approach to capital management during the year.

Note 3. Critical accounting estimates and judgements

Estimates and judgements are continually evaluated and are based on historical experience and other factors, including expectations of future events that may have a financial impact on the entity and that are believed to be reasonable under the circumstances.

The company makes estimates and assumptions concerning the future. The resulting accounting estimates will, by definition, seldom equal the related actual results.

Management has identified the following critical accounting policies for which significant judgements, estimates and assumptions are made. Actual results may differ from these estimates under different assumptions and conditions and may materially affect financial results or the financial position reported in future periods.

Further details of the nature of these assumptions and conditions may be found in the relevant notes to the financial statements.

Taxation

Judgement is required in assessing whether deferred tax assets and certain tax liabilities are recognised on the balance sheet. Deferred tax assets, including those arising from un-recouped tax losses, capital losses and temporary differences, are recognised only where it is considered more likely than not that they will be recovered, which is dependent on the generation of sufficient future taxable profits.

Notes to the financial statements (continued)

Note 3. Critical accounting estimates and judgements

Taxation (continued)

Assumptions about the generation of future taxable profits depend on management's estimates of future cash flows. These depend on estimates of future sales volumes, operating costs, capital expenditure, dividends and other capital management transactions. Judgements are also required about the application of income tax legislation.

These judgements and assumptions are subject to risk and uncertainty. There is therefore a possibility that changes in circumstances will alter expectations, which may impact the amount of deferred tax assets and deferred tax liabilities recognised on the balance sheet and the amount of other tax losses and temporary differences not yet recognised. In such circumstances, some or all of the carrying amount of recognised deferred tax assets and liabilities may require adjustment, resulting in corresponding credit or charge to the Statement of Profit or Loss and Other Comprehensive Income.

Estimation of useful lives of assets

The estimation of the useful lives of assets has been based on historical experience and the condition of the asset is assessed at least once per year and considered against the remaining useful life. Adjustments to useful lives are made when considered necessary.

Impairment of assets

At each reporting date, the company reviews the carrying amounts of its tangible and intangible assets that have an indefinite useful life to determine whether there is any indication that those assets have suffered an impairment loss. If any such indication exists, the recoverable amount of the asset is estimated in order to determine the extent of the impairment loss (if any). Where the asset does not generate cash flows that are independent from other assets, the consolidated entity estimates the recoverable amount of the cash-generating unit to which the asset belongs.

Recoverable amount is the higher of fair value less costs to sell and value in use. In assessing value in use, the estimated future cash flows are discounted to their present value using a pre-tax discount rate that reflects current market assessments of the time value of money and the risks specific to the asset for which the estimates of future cash flows have not been adjusted.

If the recoverable amount of an asset (or cash-generating unit) is estimated to be less than its carrying amount, the carrying amount of the asset (cash-generating unit) is reduced to its recoverable amount. An impairment loss is recognised in profit or loss immediately, unless the relevant asset is carried at fair value, in which case the impairment loss is treated as a revaluation decrease.

Where an impairment loss subsequently reverses, the carrying amount of the asset (cash-generating unit) is increased to the revised estimate of its recoverable amount, but only to the extent that the increased carrying amount does not exceed the carrying amount that would have been determined had no impairment loss been recognised for the asset (cash-generating unit) in prior years. A reversal of an impairment loss is recognised in profit or loss immediately, unless the relevant asset is carried at fair value, in which case the reversal of the impairment loss is treated as a revaluation increase.

Notes to the financial statements (continued)

	2018 \$	2017 \$
Note 4. Revenue from ordinary activities		
Operating activities:		
- gross margin	880,539	755,476
- services commissions	275,214	225,873
- fee income	74,249	71,804
- market development fund	10,000	10,000
- transitional support payment	-	99,531
Total revenue from operating activities	1,240,002	1,162,684
Non-operating activities:		
- interest received	40	-
Total revenue from non-operating activities	40	-
Total revenues from ordinary activities	1,240,042	1,162,684
Note 5. Expenses		
Depreciation of non-current assets:		
- plant and equipment	5,873	4,466
- leasehold improvements	7,782	7,750
- motor vehicles	3,153	6,662
Amortisation of non-current assets:		
- franchise fee	2,290	2,290
- franchise renewal fee	12,260	12,260
	31,358	33,428
Finance costs:		
- interest paid	9	-
Bad debts	803	565

Notes to the financial statements (continued)

	2018 \$	2017 \$
--	------------	------------

Note 6. Income tax expense

The components of tax expense comprise:

- Movement in deferred tax	(10,141)	(2,446)
- Recoupment of prior year tax losses	35,500	34,743
	25,359	32,297

The prima facie tax on profit from ordinary activities before income tax is reconciled to the income tax expense as follows:

Operating profit	92,214	117,455
Prima facie tax on profit from ordinary activities at 27.5% (2017: 27.5%)	25,359	32,297
Add tax effect of:		
- timing difference expenses	10,141	2,446
	35,500	34,743
Movement in deferred tax	(10,141)	(2,446)
	25,359	32,297

Note 7. Cash and cash equivalents

Cash at bank and on hand	304,869	325,320
---------------------------------	----------------	----------------

Note 7.(a) Reconciliation to cash flow statement

The above figures reconcile to the amount of cash shown in the statement of cash flows at the end of the financial year as follows:

Cash at bank and on hand	304,869	325,320
---------------------------------	----------------	----------------

Note 8. Trade and other receivables

Trade receivables	92,115	74,303
Prepayments	14,906	16,582
	107,021	90,885

Notes to the financial statements (continued)

	2018 \$	2017 \$
Note 9. Property, plant and equipment		
Leasehold improvements:		
At cost	252,539	252,539
Less accumulated depreciation	(122,552)	(114,770)
	129,987	137,769
Plant and equipment		
At cost	81,016	81,016
Less accumulated depreciation	(53,373)	(47,500)
	27,643	33,516
Motor vehicles		
At cost	26,757	26,757
Less accumulated depreciation	(26,757)	(23,604)
	-	3,153
Total written down amount	157,630	174,438
Movements in carrying amounts:		
Leasehold improvements		
Carrying amount at beginning	137,769	145,551
Additions	-	-
Disposals	-	-
Less: depreciation expense	(7,782)	(7,782)
Carrying amount at end	129,987	137,769
Plant and equipment		
Carrying amount at beginning	33,516	22,023
Additions	-	15,900
Disposals	-	-
Less: depreciation expense	(5,873)	(4,407)
Carrying amount at end	27,643	33,516

Notes to the financial statements (continued)

	2018 \$	2017 \$
Note 9. Property, plant and equipment (continued)		
Motor vehicles		
Carrying amount at beginning	3,153	9,842
Additions	-	-
Disposals	-	-
Less: depreciation expense	(3,153)	(6,689)
Carrying amount at end	-	3,153
Total written down amount	157,630	174,438

Note 10. Intangible assets

Establishment Fee	100,000	100,000
At cost	100,000	100,000
Less: accumulated amortisation	(100,000)	(100,000)
	-	-
Franchise fee		
At cost	21,453	21,453
Less: accumulated amortisation	(19,162)	(16,872)
	2,291	4,581
Renewal processing fee		
At cost	61,298	61,298
Less: accumulated amortisation	(49,039)	(36,779)
	12,259	24,519
Total written down amount	14,550	29,100

Notes to the financial statements (continued)

	2018 \$	2017 \$
Note 11. Tax		
Non-Current:		
Deferred tax assets		
- accruals	770	742
- employee provisions	28,502	18,388
- tax losses carried forward	181,059	216,560
	210,331	235,690
Net deferred tax asset	210,331	235,690
Movement in deferred tax charged to Statement of Profit or Loss and Other Comprehensive Income	25,359	32,297

Note 12. Trade and other payables

Current:

Trade Creditors	62,841	57,306
Other creditors and accruals	42,809	73,007
	105,650	130,313

Note 13. Provisions

Current:

Provision for annual leave	51,410	27,224
Provision for long service leave	39,586	32,034
	90,996	59,258

Non-Current:

Provision for long service leave	12,645	7,607
---	---------------	--------------

Note 14. Issued Capital

1,400,009 ordinary shares fully paid (2017: 1,400,009)	1,400,009	1,400,009
Less: Return of capital	(210,000)	(70,000)
Less: equity raising expenses	(41,607)	(41,607)
	1,148,402	1,288,402

\$140,000 (2017:\$70,000) Capital reduction paid back to shareholders on 24 November 2017.

Notes to the financial statements (continued)

Rights attached to shares

(a) Voting rights

Subject to some limited exceptions, each member has the right to vote at a general meeting.

On a show of hands or a poll, each member attending the meeting (whether they are attending the meeting in person or by attorney, corporate representative or proxy) has one vote, regardless of the number of shares held. However, where a person attends a meeting in person and is entitled to vote in more than one capacity (for example, the person is a member and has also been appointed as proxy for another member) that person may only exercise one vote on a show of hands. On a poll, that person may exercise one vote as a member and one vote for each other member that person represents as duly appointed attorney, corporate representative or proxy.

The purpose of giving each member only one vote, regardless of the number of shares held, is to reflect the nature of the company as a community based company, by providing that all members of the community who have contributed to the establishment and ongoing operation of the **Community Bank®** branch have the same ability to influence the operation of the company.

(b) Dividends

Generally, dividends are payable to members in proportion to the amount of the share capital paid up on the shares held by them, subject to any special rights and restrictions for the time being attaching to shares. The franchise agreement with Bendigo and Adelaide Bank Limited contains a limit on the level of profits or funds that may be distributed to shareholders. There is also a restriction on the payment of dividends to certain shareholders if they have a prohibited shareholding interest (see below).

(c) Transfer

Generally, ordinary shares are freely transferable. However, the directors have a discretion to refuse to register a transfer of shares.

Subject to the foregoing, shareholders may transfer shares by a proper transfer effected in accordance with the company's constitution and the Corporations Act 2001.

Prohibited shareholding interest

A person must not have a prohibited shareholding interest in the company.

In summary, a person has a prohibited shareholding interest if any of the following applies:

- They control or own 10% or more of the shares in the company (the "10% limit").
- In the opinion of the board they do not have a close connection to the community or communities in which the company predominantly carries on business (the "close connection test").
- Where the person is a shareholder, after the transfer of shares in the company to that person the number of shareholders in the company is (or would be) lower than the base number (the "base number test"). The base number is 217. As at the date of this report, the company had 253 shareholders.

As with voting rights, the purpose of this prohibited shareholding provision is to reflect the community-based nature of the company.

Where a person has a prohibited shareholding interest, the voting and dividend rights attaching to the shares in which the person (and his or her associates) have a prohibited shareholding interest, are suspended.

The board has the power to request information from a person who has (or is suspected by the board of having) a legal or beneficial interest in any shares in the company or any voting power in the company, for the purpose of determining whether a person has a prohibited shareholding interest. If the board becomes aware that a member has a prohibited shareholding interest, it must serve a notice requiring the member (or the member's associate) to dispose of the number of shares the board considers necessary to remedy the breach. If a person fails to comply with such a notice within a specified period (that

Notes to the financial statements (continued)

Prohibited shareholding interest (continued)

must be between three and six months), the board is authorised to sell the specified shares on behalf of that person. The holder will be entitled to the consideration from the sale of the shares, less any expenses incurred by the board in selling or otherwise dealing with those shares.

In the constitution, members acknowledge and recognise that the exercise of the powers given to the board may cause considerable disadvantage to individual members, but that such a result may be necessary to enforce the prohibition.

	2018 \$	2017 \$
Note 15. Accumulated losses		
Balance at the beginning of the financial year	(630,147)	(715,295)
Net profit from ordinary activities after income tax	66,855	85,148
Balance at the end of the financial year	(563,292)	(630,147)

Note 16. Statement of cash flows

Reconciliation of profit from ordinary activities after tax to net cash

provided by operating activities

Profit from ordinary activities after income tax	66,855	85,148
Non cash items:		
- depreciation	16,808	18,878
- amortisation	14,550	14,550
Changes in assets and liabilities:		
- (increase)/decrease in receivables	(16,136)	21,820
- (increase)/decrease in other assets	25,359	32,297
- increase/(decrease) in payables	2,822	64,020
- increase/(decrease) in provisions	36,776	8,646
Net cash flows provided by operating activities	147,034	245,359

Note 17. Leases

Operating lease commitments

Non-cancellable operating leases contracted for but not capitalised in the financial statements

Payable - minimum lease payments:

- not later than 12 months	61,303	66,876
- between 12 months and 5 years	-	61,303
	61,303	128,179

The operating lease is a non- cancellable lease with a five-year term, with rent payable monthly in advance. The lease commenced in March 2014.

Notes to the financial statements (continued)

	2018 \$	2017 \$
Note 18. Auditor's remuneration		
Amounts received or due and receivable by the auditor of the company for:		
- audit and review services	4,400	4,200
- share registry services	3,168	5,395
- non audit services	1,830	1,805
	9,398	11,400

Note 19. Director and related party disclosures

The names of directors who have held office during the financial year are:

Robert Francis Houwen
Wayne John Clarkson
Renaye Ellen Stokes
Paul James Adam
Gary Bruce Clark
Harold McCashney
Emma Howell
Kimberly James Stokes

Transactions between related parties are on normal commercial terms and conditions no more favourable than those available to other parties unless otherwise stated.

	2018 \$	2017 \$
Transactions with related parties:		
Paul James Adam is a qualified Accountant, he provided book keeping and company secretarial services to Midwest Community Enterprises Limited	13,194	16,809
R.L. Mitoke Pty Ltd, of which Robert Francis Houwen is a director, is the landlord of the branch premises at 79 Forrest Street, the amount of rent and associated outgoings amounted to:	66,873	68,000
Wayne John Clarkson a qualified Insurance broker supplied employers liability insurance policy and also key person insurance policy for the Branch Manager	315	552
Renaye Ellen Stokes received payment for her time and expenses providing services as the Company Secretary	7,000	6,720
Event and project company It's All Sorted, of which Emma McNerney is an Owner/Manager provided services in the period	1,950	-

Notes to the financial statements (continued)

	2018	2017
Note 19. Director and related party disclosures (continued)		
Directors' Shareholdings		
Robert Francis Houwen	50,001	50,001
Wayne John Clarkson	28,001	28,001
Renaye Ellen Stokes	-	-
Paul James Adam	7,001	7,001
Gary Bruce Clark	7,001	7,001
Harold McCashney	30,001	30,001
Emma Howell	-	-
Kimberly James Stokes	10,000	10,000

There was no movement in directors' shareholdings during the year.

	2018 \$	2017 \$
Note 20. Earnings per share		
(a) Profit attributable to the ordinary equity holders of the company used in calculating earnings per share	66,855	85,148

	Number	Number
(b) Weighted average number of ordinary shares used as the denominator in calculating basic earnings per share	1,400,009	1,400,009

Note 21. Events occurring after the reporting date

There have been no events after the end of the financial year that would materially affect the financial statements.

Note 22 Contingent liabilities and contingent assets

There were no contingent liabilities or contingent assets at the date of this report to affect the financial statements.

Note 23. Segment reporting

The economic entity operates in the service sector where it facilitates **Community Bank®** services in Geraldton, Western Australia pursuant to a franchise agreement with Bendigo and Adelaide Bank Limited.

Notes to the financial statements (continued)

Note 24. Registered office/Principal place of business

The entity is a company limited by shares, incorporated and domiciled in Australia. The registered office and principal place of business is:

Registered Office

Unit 1/31-33 Hosken Street
Bluff Point WA 6530

Principal Place of Business

79 Forrest Street
Geraldton WA 6530

Note 25. Financial instruments

Financial Instrument Composition and Maturity Analysis

The table below reflects the undiscounted contractual settlement terms for all financial instruments, as well as the settlement period for instruments with a fixed period of maturity and interest rate.

	Floating interest		Fixed interest rate maturing in						Non interest bearing		Weighted average	
			1 year or less		Over 1 to 5 years		Over 5 years					
Financial Instrument	2018 \$	2017 \$	2018 \$	2017 \$	2018 \$	2017 \$	2018 \$	2017 \$	2018 \$	2017 \$	2018 %	2017 %
Financial assets												
Cash and cash equivalents	304,619	325,070	-	-	-	-	-	-	250	250	0.01	Nil
Receivables	-	-	-	-	-	-	-	-	92,115	74,303	N/A	N/A
Financial liabilities												
Payables	-	-	-	-	-	-	-	-	62,841	57,306	N/A	N/A

Net Fair Values

The net fair values of financial assets and liabilities approximate the carrying values as disclosed in the balance sheet. The company does not have any unrecognised financial instruments at the year end.

Credit Risk

The maximum exposure to credit risk at balance date to recognised financial assets is the carrying amount of those assets as disclosed in the balance sheet and notes to the financial statements.

There are no material credit risk exposures to any single debtor or group of debtors under financial instruments entered into by the economic entity.

Notes to the financial statements (continued)

Note 25. Financial instruments (continued)

Interest Rate Risk

Interest rate risk refers to the risk that the value of a financial instrument or cash flows associated with the instrument will fluctuate due to changes in market interest rates. Interest rate risk arises from the interest bearing financial assets and liabilities in place subject to variable interest rates, as outlined above.

Sensitivity Analysis

The company has performed sensitivity analysis relating to its exposure to interest rate risk at balance date. This sensitivity analysis demonstrates the effect on the current year results and equity which could result from a change in interest rates.

As at 30 June 2018, the effect on profit and equity as a result of changes in interest rate, with all other variables remaining constant would be as follows:

	2018 \$	2017 \$
Change in profit/(loss)		
Increase in interest rate by 1%	3,046	3,251
Decrease in interest rate by 1%	(3,046)	(3,251)
Change in equity		
Increase in interest rate by 1%	3,046	3,251
Decrease in interest rate by 1%	(3,046)	(3,251)


Directors' declaration

In accordance with a resolution of the directors of Midwest Community Enterprises Limited, we state that:

In the opinion of the directors:

- (a) the financial statements and notes of the company are in accordance with the Corporations Act 2001, including:
 - (i) giving a true and fair view of the company's financial position as at 30 June 2017 and of its performance for the financial year ended on that date; and
 - (ii) complying with Accounting Standards, the Corporations Regulations 2001 and other mandatory professional reporting requirements; and
- (b) there are reasonable grounds to believe that the company will be able to pay its debts as and when they become due and payable.
- (c) the audited remuneration disclosures set out in the remuneration report section of the directors' report comply with Accounting Standard AASB124 Related Party Disclosures and the Corporations Regulations 2001.

This declaration is made in accordance with a resolution of the board of directors.

A handwritten signature in dark ink, consisting of a stylized 'H' followed by a series of loops and a trailing line.

**Robert Francis Houwen,
Chairman**

Signed on the 7th of September 2018

Independent audit report



Independent auditor's report to the members of Midwest Community Enterprises Limited

Report on the audit of the financial statements

Our opinion

In our opinion, the financial report of Midwest Community Enterprises Limited is in accordance with the *Corporations Act 2001*, including:

- i. giving a true and fair view of the company's financial position as at 30 June 2018 and of its performance for the year ended on that date; and
- ii. complying with Australian Accounting Standards.

What we have audited

Midwest Community Enterprises Limited's (the company) financial report comprises the:

- ✓ Statement of profit or loss and other comprehensive income
- ✓ Balance sheet
- ✓ Statement of changes in equity
- ✓ Statement of cash flows
- ✓ Notes comprising a summary of significant accounting policies and other explanatory notes
- ✓ The directors' declaration of the entity.

Basis for opinion

We conducted our audit in accordance with Australian Auditing Standards. Our responsibilities under those standards are further described in the Auditor's Responsibilities for the Audit of the Financial Report section of our report.

In conducting our audit, we have complied with the independence requirements of the *Corporations Act 2001*. We are independent of the Company in accordance with the auditor independence requirements of the *Corporations Act 2001* and the ethical requirements of the Accounting Professional and Ethical Standards Board's APES 110 *Code of Ethics for Professional Accountants* (the Code) that are relevant to our audit of the financial report in Australia. We have also fulfilled our other ethical responsibilities in accordance with the Code.

We believe that the audit evidence we have obtained is sufficient and appropriate to provide a basis for our audit opinion.

Other information

The company usually prepares an annual report that will include the financial statements, directors' report and declaration and our independence declaration and audit report (the financial report). The annual report may also include "other information" on the entity's operations and financial results and financial position as set out in the financial report, typically in a Chairman's report and Manager's report, and reports covering governance and shareholder matters.

Taxation | Audit | Business Services

Liability limited by a scheme approved under Professional Standards Legislation. ABN 51 061 795 337

Independent audit report (continued)

The directors are responsible for the other information. The annual report is expected to be made available to us after the date of this auditor's report.

Our opinion on the financial report does not cover the other information and accordingly we will not express any form of assurance conclusion thereon.

Our responsibility is to read the other information identified above when it becomes available and, in doing so, consider whether the other information is materially inconsistent with the financial report or our knowledge obtained in the audit, or otherwise appears to be materially misstated.

If we identify that a material inconsistency appears to exist when we read the annual report (or become aware that the other information appears to be materially misstated), we will discuss the matter with the directors and where we believe that a material misstatement of the other information exists, we will request management to correct the other information.

Directors' responsibility for the financial report

The directors of the company are responsible for the preparation of the financial report so that it gives a true and fair view in accordance with Australian Accounting Standards and the *Corporations Act 2001* and for such internal control as the directors determine is necessary to enable the preparation of the financial report that is free from material misstatement, whether due to fraud or error.

In preparing the financial report, the directors are responsible for assessing the company's ability to continue as a going concern, disclosing as applicable, matters related to going concern and using the going concern basis of accounting unless the directors either intend to liquidate the company or cease operations, or have no realistic alternative but to do so.

Auditor's responsibility for the audit of the financial report

Our objectives are to obtain reasonable assurance about whether the financial report as a whole is free from material misstatement, whether due to fraud or error, and to issue an auditor's report that includes our opinion. Reasonable assurance is a high level of assurance, but is not a guarantee that an audit conducted in accordance with the Australian Auditing Standards will always detect a material misstatement when it exists. Misstatement can arise from fraud or error and are considered material if, individually or in aggregate, they could reasonably be expected to influence the economic decisions of users taken on the basis of this financial report.

A further description of our responsibilities for the audit of the financial report is located at the Auditing and Assurance Standards Board website at: <http://www.auasb.gov.au/home.aspx>. This description forms part of our auditor's report.



Andrew Frewin Stewart
61 Bull Street, Bendigo, 3550
Dated: 7 September 2018



David Hutchings
Lead Auditor

Geraldton **Community Bank®** Branch
79 Forrest Street, Geraldton WA 6530
Phone: 9921 2335 Fax: 9921 3940
Email: GeraldtonMailbox@bendigobank.com.au

Franchisee: Midwest Community Enterprises Limited
79 Forrest Street, Geraldton WA 6530
Phone: 9921 2335 Fax: 9921 3940
ABN: 90 132 512 460
Email: sec.mcel@gmail.com

Share Registry: AFS & Associates Pty Ltd
61 Bull Street, Bendigo 3550
Phone: 03 5443 0344 Fax: 03 5443 5304
Email: shareregistry@afsbendigo.com.au

www.bendigobank.com.au/geraldton
www.facebook.com/geraldtoncommunitybankbranch
(S56052) (414375_v5) (1/10/2018)



bendigobank.com.au

