



# COMMUNITY | BALANCE SHEET

\$183 million in Community Bank® contributions

## MEASURE YOUR IMPACT 2016 / 17

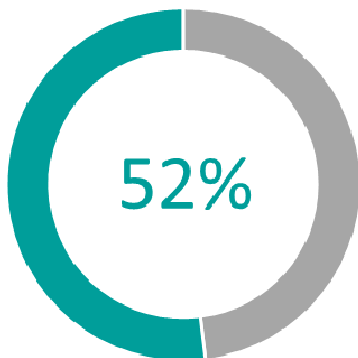
### Molonglo Financial Services Limited

	<b>Projects Funded</b>	<b>46</b>
	<b>Community Project Investment</b>	<b>\$54,397.18</b>



### Biggest Impact Area

Civic, Religious and Other Interest Groups



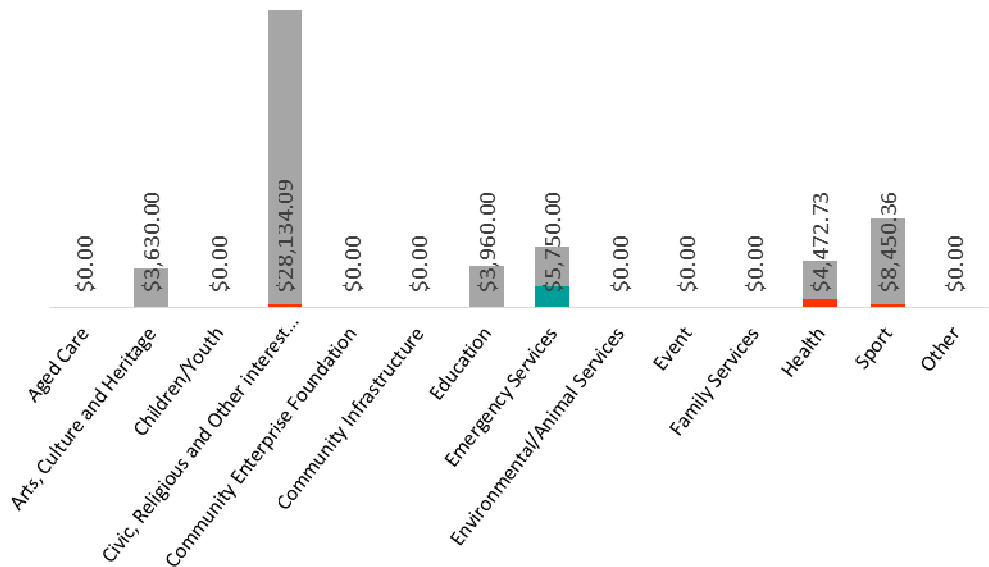
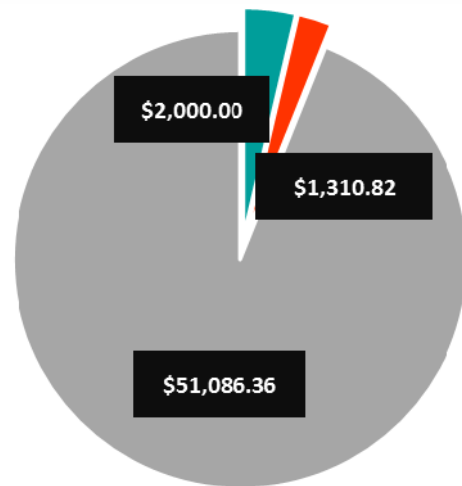
This chart (above) demonstrates the highest percentage of funds distributed across the three themes, (Donations, Grants and Sponsorships), into a particular sector; the sector with the largest portion of contributions.

- Sponsorships
- Grants
- Donations

This graph (right) showcases the total contributions by theme (Donations, Grants and Sponsorships), broken down by sector (Aged Care, Youth, etc.), to highlight overall investment.

### Total Investment by Theme

- Sponsorships
- Grants
- Donations



Calwell/Wanniassa **Community Bank®** Branch  
 Curtin **Community Bank®** Branch  
 Jerrabomberra **Community Bank®** Branch

