

Monbulk & District
Community Enterprises Limited

ABN 76 146 945 959

**ANNUAL
REPORT
2013**

Contents

Chairman's report	2
Manager's report	3
Directors' report	4
Auditor's independence declaration	8
Financial statements	9
Notes to the financial statements	13
Directors' declaration	32
Independent audit report	33

Chairman's report

For year ending 30 June 2013

It is my pleasure to present our second Annual Report. Given the difficult financial environment and pressures, our Monbulk & District Community Enterprises Ltd is still growing strong.

We are doing well and that is a direct reflection of the outstanding customer service provided by our Branch Manager and branch staff; the energy and passion of my fellow Directors; the ongoing assistance of our Regional Manager and franchise partners Bendigo and Adelaide Bank Limited.

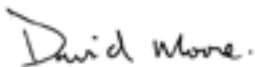
We are on target to reach profitability around January to March 2015 which is about where we predicted in our prospectus. As can be seen in our financial report we are doing well in the loans area and not so well in the deposit area. When we combine the drop in income from deposits with the drop in income entailed by the "restoring the balance" process adopted by Bendigo and Adelaide Bank Limited, we will have a short-term operating cash shortfall. Consequently we have arranged an overdraft to cover this shortfall. This will result in a short-term blip in our profitability.

On behalf of the Directors, I would like to thank our Manager and his staff for their loyalty and commitment in promoting our **Community Bank**[®] branch throughout the district. To our Board members, as we grow, more of your valuable time and expertise is called upon ensuring our ongoing success.

We thank you, the shareholders for being such a vital part of the Monbulk & District Community Enterprises Ltd. As always the unending support from our partner Bendigo and Adelaide Bank Limited helps to ensure we achieve our potential at all times. There has been one staff change this year and we welcome Tracey Hellema to the branch.

Thanks to the support of the **Community Bank**[®] branch, customers and shareholders, the Australia-wide **Community Bank**[®] network has now returned more than \$100 million to support and strengthen local communities.

These community grants and sponsorships have made a significant difference to a number of local organisations such as Monbulk Rotary, Monbulk Girl Scouts, St Pauls Primary School, Monbulk Cricket Club, Trip, Monbulk Footy Club, Monbulk Junior Football Club, Monbulk Pony Club, Monbulk Cricket Club, Monbulk Rotary (CFA), The Patch Primary School, Monbulk Probus Club, Monbulk Christian Fellowship, Monbulk Pre School and Monbulk Business Network. We look forward to continuing to support these groups and others as more people bank with us and we become more successful.



David Moore
Chairman

Manager's report

For year ending 30 June 2013

The Monbulk & District **Community Bank**[®] Branch has now completed its second financial year. As at the end of the financial year we had over 700 customers with business totalling around \$33.3 million in combined lending and deposit holdings. This represented net growth of around \$15.9 million during the period. Despite challenging economic conditions and strong competition, the result represents a strong measurement against our prospectus expectations.

Not to rest on the solid foundation, we are under no illusion as to how challenging our continued growth performance will be, given the continued subdued economic climate and stiff competition from our banking competitors. To those shareholders who are yet to open an account with us, I invite you to call into the branch and discuss your needs with our friendly staff. To those shareholders who have supported the branch, I thank you for your current, continued and ongoing support.

As a **Community Bank**[®] company shareholders you are part of something special, a unique banking movement which has evolved into a whole new way of thinking about organising and strengthening our community. We operate a **Community Bank**[®] branch with a difference and in the end, that's the very essence of why we're here - great service, great products for a great community.

One of our keen points of difference is our extended opening hours of 9.00am to 5.00pm Monday to Friday, plus the added advantage of Saturday mornings from 9.00am to 12.00pm. This provides us with a distinct customer service advantage over our local competitors with our customer's feedback being very positive. Usage of the branch continues to grow and we are now completing in excess of 1,350 in branch transactions per month and our ATM is being used around 1,800 times per month.

As a **Community Bank**[®] branch our mantra of supporting our local community continues in earnest with numerous clubs, schools and organisations receiving funding approaching \$30,000. It's exciting to think how much could be done if everybody within Monbulk & District did all their banking with us.

To my amazing staff Aimee, Alison, Rebecca & Tracey we've come along way in such a short time and I'd like to publicly thank you all for the outstanding job you've done, which I appreciate and I know our customers appreciate greatly.

To Mark Nolan and his support staff at Bendigo and Adelaide Bank Limited I thank you for your continued support and assistance throughout our first 18 months. I would also like to thank the Board of Directors for their continued support.

Finally on behalf of the branch team and myself thank you to all those who continue to support their community.



Troy McDonald
Manager

Directors' report

For the financial year ended 30 June 2013

Your directors submit the financial statements of the company for the financial year ended 30 June 2013.

Directors

The names and details of the company's directors who held office during or since the end of the financial year:

David Moore

Chairman

Occupation: Retired

David was an executive with Telstra before retiring. Since retirement David has been President of the Monbulk Bowling Club for the last 5 years.

Interest in Shares: 2

Matthijs Blom

Treasurer

Occupation: Manager/Director

Matthijs holds a Bachelor of Business Administration (Agri-Business). He has worked overseas in Argentina and Brazil and Holland before settling in Australia and working at PAKER Flowerbulbs and later becoming a partner/shareholder in the business.

Interest in Shares: 5,001

Jacobus-Petrus-Maria Bras

Director

Occupation: Retired

Jim started his own Nursery in 1980 where he currently employs 12 people from the local community. Jim was on the board at the Monbulk Soccer Club and was the treasurer for 14 years. He was also a board member for 13 years at the Monbulk Bowling Club.

Interest in Shares: 20,001

Raymond Leslie Yates

Director (Appointed 27 November 2012)

Occupation: School Principal

Qualified school Principal, who develops and promotes technical leadership, human leadership, symbolic leadership and cultural leadership to many community groups in the Monbulk area.

Interest in shares: 10,000

Petrus (Peter) Joseph Koomen

Secretary

Occupation: Flower Wholesaler

Peter holds a Bachelor of Arts in Pure Mathematics. Peter has established a wholesale flower business which he is manager/director.

Interest in Shares: 30,001

Leonardus Koelewyn

Director

Occupation: Nurseryman

Leo runs a production nursery and has served on on many nursery industry boards. Leo has served on the Monbulk Football Club committee and Monbulk Bowling Club board for many years. He is also the chair of Woori Yallock Streamflow Management Plan Committee developing plan.

Interest in Shares: 82,001

Hugh Barry Adshead

Director

Occupation: Retired

Barry was self employed for over 40 years, has been a director of several companies, including a PLC. He is now retired.

Interest in Shares: 20,001

Lisa Deborah Doolan

Director (Resigned 27 November 2012)

Occupation: Marketing Manager

Lisa is a qualified civil engineer and also holds a Graduate Diploma in Business Administration and has worked in marketing roles throughout her career. Lisa is actively involved in a number of community groups and projects.

Interest in Shares: 3,001

Directors' report (continued)

Timothy David Koelewyn

Director (Resigned 27 November 2012)

Occupation: Nurseryman

Tim has lived in Monbulk since 1976 where he works in a family business growing plants. Tim has been involved in the Monbulk Steering Committee since the beginning.

Interest in Shares: 1,501

Terrence John McHutchison

Director (Resigned 27 November 2012)

Occupation: Retired

Terry is a former General Manager for Arnotts Biscuits. Member of the Committee of Management of Sylvan Glades Retirement Village. Past chairman of Directors of the Monbulk Bowling Club from 2005 to 2012 and is a former President of the Monbulk Primary School Council.

Interest in Shares: 1,001

Directors were in office for this entire year unless otherwise stated.

No directors have material interests in contracts or proposed contracts with the company.

Company Secretary

The company secretary is Petrus (Peter) Joseph Koomen, he was appointed on 26 February 2013 taking over from Terrence John McHutchison.

Peter has over 30 years experience in business management and ownership. He holds a Bachelor of Arts in Pure Mathematics.

Principal Activities

The principal activities of the company during the course of the financial year were in facilitating **Community Bank**[®] services under management rights to operate a franchised branch of Bendigo and Adelaide Bank Limited. During the year the company issued a prospectus and successfully raised the minimum capital required to commence the franchise.

There have been no significant changes in the nature of these activities during the year.

Operating Results

Operations have continued to perform in line with expectations. The loss of the company for the financial year after provision for income tax was:

	Year ended 30 June 2013	Year ended 30 June 2012
	\$	\$
	(347,658)	(139,392)

Remuneration report

No Director of the company receives remuneration for services as a company director or Committee member.

There are no Executives within the company whose remuneration is required to be disclosed.

Significant Changes in the State of Affairs

In the opinion of the directors there were no significant changes in the state of affairs of the company that occurred during the financial year under review not otherwise disclosed in this report or the financial statements.

Directors' report (continued)

Matters Subsequent to the End of the Financial Year

There are no matters or circumstances that have arisen since the end of the financial year that have significantly affected or may significantly affect the operations of the company, the results of those operations or the state of affairs of the company, in future years.

Likely Developments

The company will continue its policy of facilitating banking services to the community.

Environmental Regulation

The company is not subject to any significant environmental regulation.

Directors' Benefits

No director has received or become entitled to receive, during or since the financial year, a benefit because of a contract made by the company, controlled entity or related body corporate with a director, a firm which a director is a member or an entity in which a director has a substantial financial interest.

Indemnification and Insurance of Directors and Officers

The company has indemnified all directors and the manager in respect of liabilities to other persons (other than the company or related body corporate) that may arise from their position as directors or manager of the company except where the liability arises out of conduct involving the lack of good faith.

Disclosure of the nature of the liability and the amount of the premium is prohibited by the confidentiality clause of the contract of insurance. The company has not provided any insurance for an auditor of the company or a related body corporate.

Directors' Meetings

The number of directors' meetings attended by each of the directors of the company during the year were:

Director	Number of Board Meetings	
	Eligible to Attend	Number Attended
David Moore	11	10
Petrus Joseph Koomen	11	10
Matthijs Blom	11	7
Leonardus Koelewyn	11	8
Jacobus-Petrus-Maria Bras	11	7
Hugh Barry Adshead	11	6
Raymond Leslie Yates (Appointed 27 November 2012)	7	6
Lisa Deborah Doolan (Resigned 27 November 2012)	5	2
Timothy David Koelewyn (Resigned 27 November 2012)	5	2
Terrence John McHutchison (Resigned 27 November 2012)	5	3

Directors' report (continued)

Non Audit Services

The company may decide to employ the auditor on assignments additional to their statutory duties where the auditor's expertise and experience with the company are important. Details of the amounts paid or payable to the auditor (Andrew Frewin & Stewart) for audit and non audit services provided during the year are set out in the notes to the accounts.

The board of directors has considered the position, in accordance with the advice received from the audit committee and is satisfied that the provision of the non-audit services is compatible with the general standard of independence for auditors imposed by the Corporations Act 2001.


The directors are satisfied that the provision of non-audit services by the auditor, as set out in the notes did not compromise the auditor independence requirements of the Corporations Act 2001 for the following reasons:

- all non-audit services have been reviewed by the board to ensure they do not impact on the impartiality and objectivity of the auditor;
- none of the services undermine the general principles relating to auditor independence as set out in APES 110 Code of Ethics for Professional Accountants, including reviewing or auditing the auditor's own work, acting in a management or a decision-making capacity for the company, acting as advocate for the company or jointly sharing economic risk and rewards.

Auditors' Independence Declaration

A copy of the auditors' independence declaration as required under section 307C of the Corporations Act 2001 is set out on page 8.

Signed in accordance with a resolution of the board of directors at Monbulk, Victoria on 30 September 2013.



Matthijs Blom,
Treasurer

Auditor's independence declaration



Lead auditor's independence declaration under section 307C of the *Corporations Act 2001* to the directors of Monbulk & District Community Enterprises Limited

I declare, that to the best of my knowledge and belief, in relation to the audit for the financial year ended 30 June 2013 there have been no contraventions of:

- the auditor independence requirements of the *Corporations Act 2001* in relation to the audit
- any applicable code of professional conduct in relation to the audit.

A handwritten signature in black ink, appearing to read 'David Hutchings', is written over a faint, illegible stamp.

David Hutchings
Andrew Frewin Stewart
61 Bull Street, Bendigo Vic 3550

Dated: 30 September 2013

Liability limited by a scheme approved under Professional Standards Legislation. ABN 51 061 795 537.

P: (03) 5443 8344

F: (03) 5443 5394

61-65 Bull St./PO Box 454 Bendigo Vic. 3552

afs@afsbendigo.com.au

www.afsbendigo.com.au

TAXATION • AUDIT • BUSINESS SERVICES • FINANCIAL PLANNING

Financial statements

Statement of Comprehensive Income for the Year Ended 30 June 2013

	Note	2013 \$	2012 \$
Revenues from ordinary activities	4	205,514	39,612
Employee benefits expense		(310,245)	(152,914)
Charitable donations, sponsorship, advertising and promotion		(19,475)	(913)
Occupancy and associated costs		(30,050)	(12,338)
Systems costs		(34,580)	(12,782)
Depreciation and amortisation expense	5	(48,247)	(27,090)
Finance costs	5	(470)	(475)
General administration expenses		(51,999)	(29,985)
Loss before income tax (expense)/credit		(289,552)	(196,885)
Income tax (expense)/credit	6	(58,106)	57,493
Loss after income tax (expense)/credit		(347,658)	(139,392)
Total comprehensive income for the year		(347,658)	(139,392)
Earnings per share (cents per share)		c	c
- basic for profit for the year	21	(40.85)	(20.49)

The accompanying notes form part of these financial statements.

Financial statements (continued)

Balance Sheet as at 30 June 2013

	Note	2013 \$	2012 \$
ASSETS			
Current Assets			
Cash and cash equivalents	7	77,364	294,151
Trade and other receivables	8	21,501	29,951
Total Current Assets		98,865	324,102
Non-Current Assets			
Property, plant and equipment	9	178,738	200,185
Intangible assets	10	96,033	122,833
Deferred tax assets	11	-	58,106
Total Non-Current Assets		274,771	381,124
Total Assets		373,636	705,226
LIABILITIES			
Current Liabilities			
Trade and other payables	12	18,022	8,641
Provisions	13	16,791	10,104
Total Current Liabilities		34,813	18,745
Total Liabilities		34,813	18,745
Net Assets		338,823	686,481
Equity			
Issued capital	14	823,643	823,643
Accumulated losses	15	(484,820)	(137,162)
Total Equity		338,823	686,481

The accompanying notes form part of these financial statements.

Financial statements (continued)

Statement of Changes in Equity for the Year Ended 30 June 2013

	Issued Capital \$	Accumulated Losses \$	Total Equity \$
Balance at 1 July 2011	384,513	2,230	386,743
Total comprehensive income for the year	-	(139,392)	(139,392)
Transactions with owners in their capacity as owners:			
Shares issued during period	448,200	-	448,200
Costs of issuing shares	(9,070)	-	(9,070)
Dividends provided for or paid	-	-	-
Balance at 30 June 2012	823,643	(137,162)	686,481
Balance at 1 July 2012	823,643	(137,162)	686,481
Total comprehensive income for the year	-	(347,658)	(347,658)
Transactions with owners in their capacity as owners:			
Shares issued during period	-	-	-
Costs of issuing shares	-	-	-
Dividends provided for or paid	-	-	-
Balance at 30 June 2013	823,643	(484,820)	338,823

The accompanying notes form part of these financial statements.

Financial statements (continued)

Statement of Cashflows for the Year Ended 30 June 2013

	Note	2013 \$	2012 \$
Cash Flows From Operating Activities			
Receipts from customers		211,447	27,835
Payments to suppliers and employees		(429,392)	(223,123)
Interest received		1,628	5,887
Interest paid		(470)	(475)
Net cash used in operating activities	16	(216,787)	(189,876)
Cash Flows From Investing Activities			
Payments for property, plant and equipment		-	(216,108)
Payments for intangible assets		-	(134,000)
Net cash used in investing activities		-	(350,108)
Cash Flows From Financing Activities			
Proceeds from issues of shares		-	439,130
Net cash provided by financing activities		-	439,130
Net decrease in cash held		(216,787)	(100,854)
Cash and cash equivalents at the beginning of the financial year		294,151	395,005
Cash and cash equivalents at the end of the financial year	7(a)	77,364	294,151

The accompanying notes form part of these financial statements.

Notes to the financial statements

For year ended 30 June 2013

Note 1. Summary of Significant Accounting Policies

a) Basis of Preparation

These general purpose financial statements have been prepared in accordance with Australian Accounting Standards and Interpretations issued by the Australian Accounting Standard Boards and the Corporations Act 2001. The company is a for-profit entity for the purpose of preparing the financial statements.

Compliance with IFRS

These financial statements and notes comply with International Financial Reporting Standards (IFRS) as issued by the International Accounting Standards Board (IASB).

Critical accounting estimates

The preparation of the financial statements requires the use of certain critical accounting estimates. It also requires management to exercise its judgement in the process of applying the company's accounting policies. These areas involving a higher degree of judgement or complexities, or areas where assumptions and estimates are significant to the financial statements are disclosed in note 3.

Historical cost convention

The financial statements have been prepared under the historical cost convention on an accruals basis as modified by the revaluation of financial assets and liabilities at fair value through profit or loss and where stated, current valuations of non-current assets. Cost is based on the fair values of the consideration given in exchange for assets.

Comparative figures

Where required by Australian Accounting Standards comparative figures have been adjusted to conform with changes in presentation for the current financial year.

Adoption of new and revised Accounting Standards

None of the new standards and amendments to standards that are mandatory for the first time for the financial year beginning 1 July 2012 affected any of the amounts recognised in the current period or any prior period and are not likely to affect future periods. Amendments made to AASB 101 Presentation of Financial Statements effective 1 July 2012 now require the statement of comprehensive income to show the items of comprehensive income grouped into those that are not permitted to be reclassified to profit or loss in a future period and those that may have to be reclassified if certain conditions are met. This amendment has not affected the presentation of the statement of comprehensive income of the company in the current period and is not likely to affect future periods.

The company has not elected to apply any pronouncements before their mandatory operative date in the annual reporting period beginning 1 July 2012.

Notes to the financial statements (continued)

Note 1. Summary of Significant Accounting Policies (continued)

a) Basis of Preparation (continued)

Economic dependency - Bendigo and Adelaide Bank Limited

The company has entered into a franchise agreement with Bendigo and Adelaide Bank Limited that governs the management of the **Community Bank**[®] branch at Monbulk, Victoria.

The branch operates as a franchise of Bendigo and Adelaide Bank Limited, using the name “Bendigo Bank” and the logo and system of operations of Bendigo and Adelaide Bank Limited. The company manages the **Community Bank**[®] branch on behalf of Bendigo and Adelaide Bank Limited, however all transactions with customers conducted through the **Community Bank**[®] branch are effectively conducted between the customers and Bendigo and Adelaide Bank Limited.

All deposits are made with Bendigo and Adelaide Bank Limited, and all personal and investment products are products of Bendigo and Adelaide Bank Limited, with the company facilitating the provision of those products. All loans, leases or hire purchase transactions, issues of new credit or debit cards, temporary or bridging finance and any other transaction that involves creating a new debt, or increasing or changing the terms of an existing debt owed to Bendigo and Adelaide Bank Limited, must be approved by Bendigo and Adelaide Bank Limited. All credit transactions are made with Bendigo and Adelaide Bank Limited, and all credit products are products of Bendigo and Adelaide Bank Limited.

Bendigo and Adelaide Bank Limited provides significant assistance in establishing and maintaining the **Community Bank**[®] branch franchise operations. It also continues to provide ongoing management and operational support, and other assistance and guidance in relation to all aspects of the franchise operation, including advice in relation to:

- advice and assistance in relation to the design, layout and fit out of the **Community Bank**[®] branch;
- training for the branch manager and other employees in banking, management systems and interface protocol;
- methods and procedures for the sale of products and provision of services;
- security and cash logistic controls;
- calculation of company revenue and payment of many operating and administrative expenses
- the formulation and implementation of advertising and promotional programs; and
- sales techniques and proper customer relations.

The following is a summary of the material accounting policies adopted by the company in the preparation of the financial statements. The accounting policies have been consistently applied, unless otherwise stated.

Going concern

The net assets of the company as at 30 June 2013 were \$477,533 and the loss made for the year before tax was \$289,552 bringing accumulated losses to \$484,820.

In addition:	\$
Total assets were	373,636
Total liabilities were	34,813
Operating cash outflows were	(216,787)

There was a 47.07% increase in the loss recorded for the financial year ended 30 June 2013 when compared to the prior year.

Notes to the financial statements (continued)

Note 1. Summary of Significant Accounting Policies (continued)

a) Basis of Preparation (continued)

Going concern (continued)

The company's business activities, together with the factors likely to affect its future development, performance and position are set out in the Directors' Report on pages 1 to 3. The financial position of the company, its cash flows, liquidity position and borrowing facilities are described in the financial statements.

The current economic environment is difficult and while revenue continues to increase the company has again reported an operating loss for the year. The directors' consider that the outlook presents challenges in terms of banking business volume and pricing as well as for operating costs. Whilst the directors have instituted measures to preserve cash and secure additional finance, these circumstances create material uncertainties over future trading results and cash flows.

The company's forecasts and projections, taking account of reasonably possible changes in trading performance, show that the company will be required to obtain an overdraft facility to meet its current obligations.

The company has held discussions with Bendigo and Adelaide Bank Limited about its future borrowing needs. It is likely that these discussions will not be completed for some time but no matters have been drawn to its attention to suggest that renewal may not be forthcoming on acceptable terms. The company has also obtained an undertaking of support from Bendigo and Adelaide Bank Limited that it will continue to support the company and its operations for the 2013/14 financial year. This support is provided on the basis that the company continues to fulfil its obligations under the franchise agreement and continues to work closely with Bendigo and Adelaide Bank Limited to further develop its business.

The directors have concluded that the combination of the circumstances above represents a material uncertainty that casts doubt upon the company's ability to continue as a going concern and that, therefore, the company may be unable to realise its assets and discharge its liabilities in the normal course of business.

Nevertheless, after making enquiries and considering the uncertainties described above, the directors have a reasonable expectation that the company has adequate resources to continue in operational existence for the foreseeable future. For these reasons, they continue to adopt the going concern basis of accounting in preparing the annual financial statements.

The following is a summary of the material accounting policies adopted by the company in the preparation of the financial statements. The accounting policies have been consistently applied, unless otherwise stated.

b) Revenue

Revenue is recognised when the amount of revenue can be reliably measured, it is probable that future economic benefit will flow to the company and any specific criteria have been met. Interest and fee revenue is recognised when earned. The gain or loss on disposal of property, plant and equipment is recognised on a net basis and is classified as income rather than revenue. All revenue is stated net of the amount of Goods and Services Tax (GST).

Revenue calculation

The franchise agreement with Bendigo and Adelaide Bank Limited provides for three types of revenue earned by the company. First, the company is entitled to 50% of the monthly gross margin earned by Bendigo and Adelaide Bank Limited on products and services provided through the company that are regarded as "day to day" banking business (i.e. 'margin business'). This arrangement also means that if the gross margin reflects a loss (that is, the gross margin is a negative amount), the company effectively incurs, and must bear, 50% of that loss.

The second source of revenue is commission paid by Bendigo and Adelaide Bank Limited on the other products and services provided through the company (i.e. 'commission business'). The commission is currently payable on various specified products and services, including insurance, financial planning, common fund, Sandhurst

Notes to the financial statements (continued)

Note 1. Summary of Significant Accounting Policies (continued)

b) Revenue (continued)

Revenue calculation (continued)

Select, superannuation, commercial loan referrals, products referred by Rural Bank, leasing referrals, fixed loans and certain term deposits (>90 days). The amount of commission payable can be varied in accordance with the Franchise Agreement (which, in some cases, permits commissions to be varied at the discretion of Bendigo and Adelaide Bank Limited). This discretion has been exercised on several occasions previously. For example in February 2011 and February 2013 Bendigo and Adelaide Bank Limited reduced commissions on two core banking products to ensure a more even distribution of income between Bendigo and Adelaide Bank Limited and its **Community Bank**[®] partners. The revenue share model is subject to regular review to ensure that the interests of Bendigo and Adelaide Bank Limited and **Community Bank**[®] companies remain balanced.

Monbulk & District Community Enterprises Limited has been granted supplementary commission as compensation for the February 2013 reduction and will not be affected by that change until 30 September 2013.

The third source of revenue is a proportion of the fees and charges (ie, what are commonly referred to as 'bank fees and charges') charged to customers. This proportion, determined by Bendigo and Adelaide Bank Limited, may vary between products and services and may be amended by Bendigo and Adelaide Bank Limited from time to time.

c) Income Tax

Current tax

Current tax is calculated by reference to the amount of income taxes payable or recoverable in respect of the taxable profit or loss for the period. It is calculated using tax rates and tax laws that have been enacted or substantively enacted by reporting date. Current tax for current and prior periods is recognised as a liability (or asset) to the extent that it is unpaid (or refundable).

Deferred tax

Deferred tax is accounted for using the balance sheet liability method on temporary differences arising from differences between the carrying amount of assets and liabilities in the financial statements and the corresponding tax base of those items.

In principle, deferred tax liabilities are recognised for all taxable temporary differences. Deferred tax assets are recognised to the extent that it is probable that sufficient taxable amounts will be available against which deductible temporary differences or unused tax losses and tax offsets can be utilised. However, deferred tax assets and liabilities are not recognised if the temporary differences giving rise to them arise from the initial recognition of assets and liabilities (other than as a result of a business combination) which affects neither taxable income nor accounting profit. Furthermore, a deferred tax liability is not recognised in relation to taxable temporary differences arising from goodwill.

Deferred tax assets and liabilities are measured at the tax rates that are expected to apply to the period(s) when the asset and liability giving rise to them are realised or settled, based on tax rates (and tax laws) that have been enacted or substantively enacted by reporting date. The measurement of deferred tax liabilities reflects the tax consequences that would follow from the manner in which the consolidated entity expects, at the reporting date, to recover or settle the carrying amount of its assets and liabilities.

Deferred tax assets and liabilities are offset when there is a legally enforceable right to offset current tax and when the balances relate to taxes levied by the same taxation authority and the company entity intends to settle its tax assets and liabilities on a net basis.

Notes to the financial statements (continued)

Note 1. Summary of Significant Accounting Policies (continued)

c) Income Tax (continued)

Current and deferred tax for the period

Current and deferred tax is recognised as an expense or income in the statement of comprehensive income, except when it relates to items credited or debited to equity, in which case the deferred tax is also recognised directly in equity, or where it arises from initial accounting for a business combination, in which case it is taken into account in the determination of goodwill or excess.

d) Employee Entitlements

Provision is made for the company's liability for employee benefits arising from services rendered by employees to balance date. Employee benefits that are expected to be settled within one year have been measured at the amounts expected to be paid when the liability is settled, plus related on-costs. Employee benefits payable later than one year have been measured at the present value of the estimated future cash outflows to be made for those benefits.

The company contributes to a defined contribution plan. Contributions to employee superannuation funds are charged against income as incurred.

e) Cash and Cash Equivalents

For the purposes of the statement of cash flows, cash includes cash on hand and in banks and investments in money market instruments, net of outstanding bank overdrafts. Bank overdrafts are shown within borrowings in current liabilities on the balance sheet.

f) Trade Receivables and Payables

Receivables are carried at their amounts due. The collectability of debts is assessed at balance date and specific provision is made for any doubtful accounts. Liabilities for trade creditors and other amounts are carried at cost that is the fair value of the consideration to be paid in the future for goods and services received, whether or not billed to the company.

g) Property, Plant and Equipment

Plant and equipment, leasehold improvements and equipment under finance lease are stated at cost less accumulated depreciation and impairment. Cost includes expenditure that is directly attributable to the acquisition of the item. In the event that settlement of all or part of the purchase consideration is deferred, cost is determined by discounting the amounts payable in the future to their present value as at the date of acquisition.

Depreciation is provided on property, plant and equipment, including freehold buildings but excluding land. Depreciation is calculated on a straight line basis so as to write off the net cost of each asset over its expected useful life to its estimated residual value. Leasehold improvements are depreciated at the rate equivalent to the available building allowance using the straight line method. The estimated useful lives, residual values and depreciation method is reviewed at the end of each annual reporting period.

The following estimated useful lives are used in the calculation of depreciation:

- leasehold improvements 40 years
- plant and equipment 2.5 - 40 years
- furniture and fittings 4 - 40 years

Notes to the financial statements (continued)

Note 1. Summary of Significant Accounting Policies (continued)

h) Intangibles

The franchise fee paid to Bendigo and Adelaide Bank Limited has been recorded at cost and is amortised on a straight line basis over the life of the franchise agreement.

The establishment processing fee paid to Bendigo and Adelaide Bank Limited when renewing the franchise agreement has also been recorded at cost and is amortised on a straight line basis over the life of the franchise agreement.

i) Payment Terms

Receivables and payables are non interest bearing and generally have payment terms of between 30 and 90 days.

j) Borrowings

All loans are initially measured at the principal amount. Interest is recognised as an expense as it accrues.

k) Financial Instruments

Recognition and initial measurement

Financial instruments, incorporating financial assets and financial liabilities, are recognised when the entity becomes a party to the contractual provisions of the instrument.

Financial instruments are initially measured at fair value plus transaction costs. Financial instruments are classified and measured as set out below.

Derecognition

Financial assets are derecognised where the contractual rights to receipt of cash flows expires or the asset is transferred to another party whereby the entity no longer has any significant continuing involvement in the risks and benefits associated with the asset.

Classification and subsequent measurement

(i) Loans and receivables

Loans and receivables are non-derivative financial assets with fixed or determinable payments that are not quoted in an active market and are subsequently measured at amortised cost using the effective interest rate method.

(ii) Held-to-maturity investments

Held-to-maturity investments are non-derivative financial assets that have fixed maturities and fixed or determinable payments, and it is the entity's intention to hold these investments to maturity. They are subsequently measured at amortised cost using the effective interest rate method.

(iii) Financial liabilities

Non-derivative financial liabilities (excluding financial guarantees) are subsequently measured at amortised cost using the effective interest rate method.

Impairment

At each reporting date, the entity assesses whether there is objective evidence that a financial instrument has been impaired. Impairment losses are recognised in the statement of comprehensive income.

Notes to the financial statements (continued)

l) Leases

Leases of fixed assets where substantially all the risks and benefits incidental to the ownership of the asset, but not the legal ownership are transferred to the company are classified as finance leases. Finance leases are capitalised by recording an asset and a liability at the lower of the amounts equal to the fair value of the leased property or the present value of the minimum lease payments, including any guaranteed residual values. Lease payments are allocated between the reduction of the lease liability and the lease interest expense for the period.

Leased assets are depreciated on a straight-line basis over the shorter of their estimated useful lives or the lease term. Lease payments for operating leases, where substantially all the risks and benefits remain with the lessor, are charged as expenses in the periods in which they are incurred. Lease incentives under operating leases are recognised as a liability and amortised on a straight-line basis over the life of the lease term.

m) Provisions

Provisions are recognised when the economic entity has a legal, equitable or constructive obligation to make a future sacrifice of economic benefits to other entities as a result of past transactions or other past events, it is probable that a future sacrifice of economic benefits will be required and a reliable estimate can be made of the amount of the obligation.

A provision for dividends is not recognised as a liability unless the dividends are declared, determined or publicly recommended on or before the reporting date.

n) Contributed Equity

Ordinary shares are recognised at the fair value of the consideration received by the company. Any transaction costs arising on the issue of ordinary shares are recognised directly in equity as a reduction of the share proceeds received.

o) Earnings Per Share

Basic earnings per share is calculated by dividing the profit attributable to equity holders of the company, excluding any costs of servicing equity other than ordinary shares, by the weighted average number of ordinary shares outstanding during the financial year, adjusted for bonus elements in ordinary shares issued during the year.

p) Goods and Services Tax

Revenues, expenses and assets are recognised net of the amount of Goods and Services Tax (GST), except where the amount of GST incurred is not recoverable from the taxation authority. In these circumstances, the GST is recognised as part of the cost of acquisition of the asset or as part of the expense.

Receivables and payables are stated with the amount of GST included. The net amount of GST recoverable from, or payable to, the taxation authority is included as part of receivables or payables in the balance sheet. Cash flows are included in the statement of cash flows on a gross basis.

The GST components of cash flows arising from investing and financing activities which are recoverable from, or payable to, the taxation authority are classified as operating cash flows.

Notes to the financial statements (continued)

Note 2. Financial Risk Management

The company's activities expose it to a limited variety of financial risks: market risk (including currency risk, fair value interest risk and price risk), credit risk, liquidity risk and cash flow interest rate risk. The company's overall risk management program focuses on the unpredictability of financial markets and seeks to minimise potential adverse effects on the financial performance of the entity. The entity does not use derivative instruments.

Risk management is carried out directly by the board of directors.

(i) Market risk

The company has no exposure to any transactions denominated in a currency other than Australian dollars.

(ii) Price risk

The company is not exposed to equity securities price risk as it does not hold investments for sale or at fair value. The company is not exposed to commodity price risk.

(iii) Credit risk

The company has no significant concentrations of credit risk. It has policies in place to ensure that customers have an appropriate credit history. The company's franchise agreement limits the company's credit exposure to one financial institution, being Bendigo and Adelaide Bank Limited.

(iv) Liquidity risk

Prudent liquidity management implies maintaining sufficient cash and marketable securities and the availability of funding from credit facilities. The company believes that its sound relationship with Bendigo and Adelaide Bank Limited mitigates this risk significantly.

(v) Cash flow and fair value interest rate risk

Interest-bearing assets are held with Bendigo and Adelaide Bank Limited and subject to movements in market interest. Interest-rate risk could also arise from long-term borrowings. Borrowings issued at variable rates expose the company to cash flow interest-rate risk. The company believes that its sound relationship with Bendigo and Adelaide Bank Limited mitigates this risk significantly.

(vi) Capital management

The board's policy is to maintain a strong capital base so as to sustain future development of the company. The board of directors monitor the return on capital and the level of dividends to shareholders. Capital is represented by total equity as recorded in the balance sheet.

In accordance with the franchise agreement, in any 12 month period, the funds distributed to shareholders shall not exceed the distribution limit.

(i) the distribution limit is the greater of:

(a) 20% of the profit or funds of the franchisee otherwise available for distribution to shareholders in that 12 month period; and

(b) subject to the availability of distributable profits, the relevant rate of return multiplied by the average level of share capital of the franchisee over that 12 month period; and

(ii) the relevant rate of return is equal to the weighted average interest rate on 90 day bank bills over that 12 month period plus 5%.

The board is managing the growth of the business in line with this requirement. There are no other externally imposed capital requirements, although the nature of the company is such that amounts will be paid in the form

Notes to the financial statements (continued)

Note 2. Financial Risk Management (continued)

(vi) Capital management (continued)

of charitable donations and sponsorship. Charitable donations and sponsorship paid for the year ended 30 June 2013 can be seen in the statement of comprehensive income.

There were no changes in the company's approach to capital management during the year.

Note 3. Critical Accounting Estimates and Judgements

Estimates and judgements are continually evaluated and are based on historical experience and other factors, including expectations of future events that may have a financial impact on the entity and that are believed to be reasonable under the circumstances.

The company makes estimates and assumptions concerning the future. The resulting accounting estimates will, by definition, seldom equal the related actual results.

Management has identified the following critical accounting policies for which significant judgements, estimates and assumptions are made. Actual results may differ from these estimates under different assumptions and conditions and may materially affect financial results or the financial position reported in future periods.

Further details of the nature of these assumptions and conditions may be found in the relevant notes to the financial statements.

Taxation

Judgement is required in assessing whether deferred tax assets and certain tax liabilities are recognised on the balance sheet. Deferred tax assets, including those arising from un-recouped tax losses, capital losses and temporary differences, are recognised only where it is considered more likely than not that they will be recovered, which is dependent on the generation of sufficient future taxable profits.

Assumptions about the generation of future taxable profits depend on management's estimates of future cash flows. These depend on estimates of future sales volumes, operating costs, capital expenditure, dividends and other capital management transactions. Judgements are also required about the application of income tax legislation.

These judgements and assumptions are subject to risk and uncertainty, hence there is a possibility that changes in circumstances will alter expectations, which may impact the amount of deferred tax assets and deferred tax liabilities recognised on the balance sheet and the amount of other tax losses and temporary differences not yet recognised. In such circumstances, some or all of the carrying amount of recognised deferred tax assets and liabilities may require adjustment, resulting in corresponding credit or charge to the statement of comprehensive income.

Estimation of useful lives of assets

The estimation of the useful lives of assets has been based on historical experience and the condition of the asset is assessed at least once per year and considered against the remaining useful life. Adjustments to useful lives are made when considered necessary.

Impairment of assets

At each reporting date, the company reviews the carrying amounts of its tangible and intangible assets that have an indefinite useful life to determine whether there is any indication that those assets have suffered an impairment loss. If any such indication exists, the recoverable amount of the asset is estimated in order to determine the extent of the impairment loss (if any). Where the asset does not generate cash flows that are independent from

Notes to the financial statements (continued)

Note 3. Critical Accounting Estimates and Judgements (continued)

Impairment of assets (continued)

other assets, the consolidated entity estimates the recoverable amount of the cash-generating unit to which the asset belongs.

Recoverable amount is the higher of fair value less costs to sell and value in use. In assessing value in use, the estimated future cash flows are discounted to their present value using a pre-tax discount rate that reflects current market assessments of the time value of money and the risks specific to the asset for which the estimates of future cash flows have not been adjusted.

If the recoverable amount of an asset (or cash-generating unit) is estimated to be less than its carrying amount, the carrying amount of the asset (cash-generating unit) is reduced to its recoverable amount. An impairment loss is recognised in profit or loss immediately, unless the relevant asset is carried at fair value, in which case the impairment loss is treated as a revaluation decrease.

Where an impairment loss subsequently reverses, the carrying amount of the asset (cash-generating unit) is increased to the revised estimate of its recoverable amount, but only to the extent that the increased carrying amount does not exceed the carrying amount that would have been determined had no impairment loss been recognised for the asset (cash-generating unit) in prior years. A reversal of an impairment loss is recognised in profit or loss immediately, unless the relevant asset is carried at fair value, in which case the reversal of the impairment loss is treated as a revaluation increase.

	2013 \$	2012 \$
Note 4. Revenue from Ordinary Activities		
Operating activities:		
- services commissions	204,140	33,471
- other revenue	-	-
Total revenue from operating activities	204,140	33,471
Non-operating activities:		
- interest received	1,374	6,141
Total revenue from non-operating activities	1,374	6,141
Total revenues from ordinary activities	205,514	39,612

Notes to the financial statements (continued)

	Note	2013 \$	2012 \$
Note 5. Expenses			
Depreciation of non-current assets:			
- plant and equipment		6,486	11,701
- leasehold improvements		14,961	4,222
Amortisation of non-current assets:			
- franchise agreement		2,000	833
- franchise establishment fee		20,000	8,334
- lease buy out		480	2,000
		43,927	27,090
Finance costs:			
- interest paid		470	475

Note 6. Income Tax Credit

The components of tax expense comprise:

- Future income tax benefit attributed to losses		(78,521)	(54,538)
- Movement in deferred tax		(2,083)	(2,955)
- Tax losses not brought to account		80,604	-
- Previous period's deferred tax benefit written back		(58,106)	-
		(58,106)	(57,493)

The prima facie tax on loss from ordinary activities before income tax is reconciled to the income tax credit as follows:

Operating loss		(289,552)	(196,885)
Prima facie tax on loss from ordinary activities at 30%		(86,866)	(59,066)
Add tax effect of:			
- non-deductible expenses		8,040	3,350
- timing difference expenses		2,082	2,955
- other deductible expenses		(1,777)	(1,777)
		(78,521)	(54,538)
Movement in deferred tax	11	(2,083)	(2,955)
Tax losses not brought to account		80,604	-
Write off of benefit previously brought to account		(58,106)	-
		(58,106)	(57,493)

Notes to the financial statements (continued)

	2013 \$	2012 \$
--	------------	------------

Note 6. Income Tax Credit (continued)

Income tax losses

Future income tax benefits arising from tax losses are not recognised at reporting date as realisation of the benefit is not regarded as virtually certain. Future income tax benefit carried forward is:	133,673	-
------------------------------------------------------------------------------------------------------------------------------------------------------------------------------------------------------------------	----------------	---

Note 7. Cash and Cash Equivalents

Cash at bank and on hand	77,364	294,151
---------------------------------	---------------	----------------

The above figures are reconciled to cash at the end of the financial year as shown in the statement of cashflows as follows:

Note 7.(a) Reconciliation of cash

Cash at bank and on hand	77,364	294,151
---------------------------------	---------------	----------------

Note 8. Trade and Other Receivables

Trade receivables	16,948	5,636
Other receivables and accruals	-	19,776
Prepayments	4,553	4,539
	21,501	29,951

Note 9. Property, Plant and Equipment

Plant and equipment

At cost	34,025	34,025
Less accumulated depreciation	(18,187)	(11,701)
	15,838	22,324

Leasehold improvements

At cost	182,084	182,083
Less accumulated depreciation	(19,184)	(4,222)
	162,900	177,861

Total written down amount	178,738	200,185
----------------------------------	----------------	----------------

Notes to the financial statements (continued)

	2013 \$	2012 \$
Note 9. Property, Plant and Equipment (continued)		
Movements in carrying amounts:		
Plant and equipment		
Carrying amount at beginning	22,324	-
Additions	-	34,025
Disposals	-	-
Less: depreciation expense	(6,486)	(11,701)
Carrying amount at end	15,838	22,324
Leasehold improvements		
Carrying amount at beginning	177,861	-
Additions	-	182,083
Disposals	-	-
Less: depreciation expense	(14,961)	(4,222)
Carrying amount at end	162,900	177,861
Total written down amount	178,738	200,185

Note 10. Intangible Assets

Franchise fee

At cost	10,000	10,000
Less: accumulated amortisation	(2,833)	(833)
	7,167	9,167

Establishment fee

At cost	100,000	100,000
Less: accumulated amortisation	(28,334)	(8,334)
	71,666	91,666

Lease Buy Out

At cost	24,000	24,000
Less: accumulated amortisation	(6,800)	(2,000)
	17,200	22,000
Total written down amount	96,033	122,833

Notes to the financial statements (continued)

	2013 \$	2012 \$
Note 11. Tax		
Non-Current:		
Deferred tax assets		
- employee provisions	5,037	3,031
- tax losses carried forward	133,673	55,151
	138,710	58,182
Deferred tax liability		
- accruals	-	76
	-	76
Tax losses not brought to account	(80,604)	-
Previous periods deferred tax benefit written back	(58,106)	-
Net deferred tax asset	-	58,106

Note 12. Trade and Other Payables

Trade creditors	-	4,141
Other creditors and accruals	18,022	4,500
	18,022	8,641

Note 13. Provisions

Current:

Provision for annual leave	16,791	10,104
-----------------------------------	---------------	---------------

Note 14. Contributed Equity

851,010 Ordinary shares fully paid (2012: 851,010)	851,010	851,010
Less: equity raising expenses	(27,367)	(27,367)
	823,643	823,643

Rights attached to shares

(a) Voting rights

Subject to some limited exceptions, each member has the right to vote at a general meeting.

On a show of hands or a poll, each member attending the meeting (whether they are attending the meeting in person or by attorney, corporate representative or proxy) has one vote, regardless of the number of shares held. However, where a person attends a meeting in person and is entitled to vote in more than one capacity (for example, the person is a member and has also been appointed as proxy for another member) that person may only exercise one vote on a show of hands. On a poll, that person may exercise one vote as a member and

Notes to the financial statements (continued)

Note 14. Contributed Equity (continued)

Rights attached to shares (continued)

(a) Voting rights (continued)

one vote for each other member that person represents as duly appointed attorney, corporate representative or proxy.

The purpose of giving each member only one vote, regardless of the number of shares held, is to reflect the nature of the company as a community based company, by providing that all members of the community who have contributed to the establishment and ongoing operation of the **Community Bank**[®] branch have the same ability to influence the operation of the company.

(b) Dividends

Generally, dividends are payable to members in proportion to the amount of the share capital paid up on the shares held by them, subject to any special rights and restrictions for the time being attaching to shares. The franchise agreement with Bendigo and Adelaide Bank Limited contains a limit on the level of profits or funds that may be distributed to shareholders. There is also a restriction on the payment of dividends to certain shareholders if they have a prohibited shareholding interest (see below).

(c) Transfer

Generally, ordinary shares are freely transferable. However, the directors have a discretion to refuse to register a transfer of shares.

Subject to the foregoing, shareholders may transfer shares by a proper transfer effected in accordance with the company's constitution and the Corporations Act.

Prohibited shareholding interest

A person must not have a prohibited shareholding interest in the company.

In summary, a person has a prohibited shareholding interest if any of the following applies:

- They control or own 10% or more of the shares in the company (the "10% limit").
- In the opinion of the board they do not have a close connection to the community or communities in which the company predominantly carries on business (the "close connection test").
- Where the person is a shareholder, after the transfer of shares in the company to that person the number of shareholders in the company is (or would be) lower than the base number (the "base number test"). The base number is 195. As at the date of this report, the company had 217 shareholders.

As with voting rights, the purpose of this prohibited shareholding provision is to reflect the community-based nature of the company.

Where a person has a prohibited shareholding interest, the voting and dividend rights attaching to the shares in which the person (and his or her associates) have a prohibited shareholding interest, are suspended.

The board has the power to request information from a person who has (or is suspected by the board of having) a legal or beneficial interest in any shares in the company or any voting power in the company, for the purpose of determining whether a person has a prohibited shareholding interest. If the board becomes aware that a member has a prohibited shareholding interest, it must serve a notice requiring the member (or the member's associate) to dispose of the number of shares the board considers necessary to remedy the breach. If a person fails to comply with such a notice within a specified period (that must be between three and six months), the board is authorised to sell the specified shares on behalf of that person. The holder will be entitled to the consideration from the sale of the shares, less any expenses incurred by the board in selling or otherwise dealing with those shares.

Notes to the financial statements (continued)

Note 14. Contributed Equity (continued)

Prohibited shareholding interest (continued)

In the constitution, members acknowledge and recognise that the exercise of the powers given to the board may cause considerable disadvantage to individual members, but that such a result may be necessary to enforce the prohibition.

	2013 \$	2012 \$
Note 15. Accumulated Losses		
Balance at the beginning of the financial year	(137,162)	2,230
Net loss from ordinary activities after income tax	(347,658)	(139,392)
Dividends paid or provided for	-	-
Balance at the end of the financial year	(484,820)	(137,162)

Note 16. Statement of Cashflows

Reconciliation of loss from ordinary activities after tax to net cash used in provided by operating activities

Loss from ordinary activities after income tax	(347,658)	(139,392)
Non cash items:		
- depreciation	21,447	15,923
- amortisation	22,480	11,167
Changes in assets and liabilities:		
- (increase)/decrease in receivables	8,450	(28,503)
- (increase)/decrease in other assets	58,106	(57,493)
- increase/(decrease) in payables	9,381	(1,682)
- increase in provisions	6,687	10,104
Net cashflows used in operating activities	(221,107)	(189,876)

Note 17. Leases

Operating lease commitments

Non-cancellable operating leases contracted for but not capitalised in the financial statements

Payable - minimum lease payments		
- not later than 12 months	18,158	18,000
- between 12 months and 5 years	45,945	63,000
	64,103	81,000

The property lease is a non-cancellable lease with a five-year term, with rent payable monthly in advance. Rent is subject to annual CPI increase.

Notes to the financial statements (continued)

	2013 \$	2012 \$
Note 18. Auditor's Remuneration		
Amounts received or due and receivable by the auditor of the company for:		
- audit and review services	4,380	3,400
- non audit services	2,568	2,333
	6,948	5,733

Note 19. Director and Related Party Disclosures

The names of directors who have held office during the financial year are:

David Moore
 Petrus Joseph Koomen
 Matthijs Blom
 Leonardus Koelewyn
 Jacobus-Petrus-Maria Bras
 Hugh Barry Adshead
 Raymond Leslie Yates (Appointed 27 November 2012)
 Lisa Deborah Doolan (Resigned 27 November 2012)
 Timothy David Koelewyn (Resigned 27 November 2012)
 Terrence John McHutchison (Resigned 27 November 2012)

No director or related entity has entered into a material contract with the company. No director's fees have been paid as the positions are held on a voluntary basis.

Directors Shareholdings	2013	2012
David Moore	2	2
Petrus Joseph Koomen	30,001	30,001
Matthijs Blom	5,001	5,001
Leonardus Koelewyn	82,001	82,001
Jacobus-Petrus-Maria Bras	20,001	20,001
Hugh Barry Adshead	20,001	20,001
Raymond Leslie Yates (Appointed 27 November 2012)	10,000	10,000
Lisa Deborah Doolan (Resigned 27 November 2012)	3,001	3,001
Timothy David Koelewyn (Resigned 27 November 2012)	1,501	1,501
Terrence John McHutchison (Resigned 27 November 2012)	1,001	1,001

Notes to the financial statements (continued)

Note 20. Key Management Personnel Disclosures

No director of the company receives remuneration for services as a company director or committee member.

There are no executives within the company whose remuneration is required to be disclosed.

	2013 \$	2012 \$
Note 21. Earnings Per Share		
(a) Loss attributable to the ordinary equity holders of the company used in calculating earnings per share	(347,658)	(139,392)
	Number	Number
(b) Weighted average number of ordinary shares used as the denominator in calculating basic earnings per share	851,010	680,322

Note 22. Events Occurring After the Balance Sheet Date

There have been no events after the end of the financial year that would materially affect the financial statements.

Note 23. Contingent Liabilities

There were no contingent liabilities at the date of this report to affect the financial statements.

Note 24. Segment Reporting

The economic entity operates in the service sector where it will facilitate **Community Bank**[®] services in Monbulk, Victoria pursuant to a franchise agreement with Bendigo and Adelaide Bank Limited.

Note 25. Registered Office/Principal Place of Business

The entity is a company limited by shares, incorporated and domiciled in Australia. The registered office and principal place of business is:

Registered Office	Principal Place of Business
70 Main Road	70 Main Road
Monbulk VIC 3793	Monbulk VIC 3793

Note 26. Financial Instruments

Net Fair Values

The net fair values of financial assets and liabilities approximate the carrying values as disclosed in the balance sheet. The company does not have any unrecognised financial instruments at the year end.

Notes to the financial statements (continued)

Note 26. Financial Instruments (continued)

Credit Risk

The maximum exposure to credit risk at balance date to recognised financial assets is the carrying amount of those assets as disclosed in the balance sheet and notes to the financial statements.

There are no material credit risk exposures to any single debtor or group of debtors under financial instruments entered into by the economic entity.

Interest Rate Risk

Financial instrument	Floating interest rate		Fixed interest rate maturing in						Non interest bearing		Weighted average effective interest rate	
			1 year or less		Over 1 to 5 years		Over 5 years					
	2013 \$	2012 \$	2013 \$	2012 \$	2013 \$	2012 \$	2013 \$	2012 \$	2013 \$	2012 \$	2013 %	2012 %
Financial Assets												
Cash and cash equivalents	77,364	294,967	-	-	-	-	-	-	-	-	0.78	1.60
Receivables	-	-	-	-	-	-	-	-	21,501	29,951	N/A	N/A
Financial Liabilities												
Payables	-	-	-	-	-	-	-	-	18,022	8,641	N/A	N/A


Directors' declaration

In accordance with a resolution of the directors of Monbulk & Districts Community Enterprises Limited, we state that:

In the opinion of the directors:

- (a) the financial statements and notes of the company are in accordance with the Corporations Act 2001, including:
 - (i) giving a true and fair view of the company's financial position as at 30 June 2013 and of its performance for the financial year ended on that date; and
 - (ii) complying with Accounting Standards, the Corporations Regulations 2001 and other mandatory professional reporting requirements; and
- (b) there are reasonable grounds to believe that the company will be able to pay its debts as and when they become due and payable.
- (c) the audited remuneration disclosures set out in the remuneration report section of the directors' report comply with Accounting Standard AASB124 Related Party Disclosures and the Corporations Regulations 2001.

This declaration is made in accordance with a resolution of the board of directors.



Matthijs Blom,
Treasurer

Signed on the 30th of September 2013.

Independent audit report



Independent auditor's report to the members of Monbulk & District Community Enterprises Limited

Report on the financial report

We have audited the accompanying financial report of Monbulk & District Community Enterprises Limited, which comprises the balance sheet as at 30 June 2013, statement of comprehensive income, statement of changes in equity and cash flow statement for the year then ended, a summary of significant accounting policies and other explanatory notes and the directors' declaration.

Directors' responsibility for the financial report

The directors of the company are responsible for the preparation and presentation of the financial report in accordance with Australian Accounting Standards and the *Corporations Act 2001*. This responsibility includes establishing and maintaining internal controls relevant to the preparation and presentation of the financial report that is free from material misstatement, whether due to fraud or error; selecting and applying appropriate accounting policies; and making fair accounting estimates that are reasonable in the circumstances. In note 1, the directors also state in accordance with the Accounting Standard AASB 101 Presentation of Financial Statements that the financial statements comply with International Financial Reporting Standards.

Auditor's responsibility

Our responsibility is to express an opinion on the financial report based on our audit. We conducted our audit in accordance with Australian Auditing Standards. These auditing standards require that we comply with relevant ethical requirements relating to audit engagements and plan and perform the audit to obtain reasonable assurance whether the financial report is free from material misstatement.

An audit involves performing procedures to obtain audit evidence about the amounts and disclosures in the financial report. The procedures selected depend on our judgement, including the assessment of the risks of material misstatement of the financial report, whether due to fraud or error. In making those risk assessments, we consider internal controls relevant to the entity's preparation and presentation of the financial report in order to design audit procedures that are appropriate in the circumstances, but not for the purpose of expressing an opinion on the effectiveness of the entity's internal control. An audit also includes evaluating the appropriateness of accounting policies used and the reasonableness of accounting estimates made by the directors, as well as evaluating the overall presentation of the financial report.

Our audit did not involve an analysis of the prudence of business decisions made by directors or management.

We performed the procedures to assess whether in all material respects the financial report presents fairly, in accordance with the *Corporations Act 2001* and Australian Accounting Standards, a true and fair view which is consistent with our understanding of the company's financial position and of its performance.

We believe that the audit evidence we have obtained is sufficient and appropriate to provide a basis for our audit opinion.

Liability limited by a scheme approved under Professional Standards Legislation. ABN 51 061 793 307.

P: (03) 5443 0344

F: (03) 5443 5304

61-65 Bull St./PO Box 454 Bendigo Vic. 3552

afs@afsbendigo.com.au

www.afsbendigo.com.au

TAXATION • AUDIT • BUSINESS SERVICES • FINANCIAL PLANNING

Independent audit report (continued)

Independence

In conducting our audit we have complied with the independence requirements of the *Corporations Act 2001*. We have given to the directors of the company a written auditor's independence declaration, a copy of which is included in the directors' report.

Auditor's opinion on the financial report

In our opinion:

- 1) The financial report of Monbulk & District Community Enterprises Limited is in accordance with the *Corporations Act 2001* including giving a true and fair view of the company's financial position as at 30 June 2013 and of its financial performance and its cash flows for the year then ended and complying with Australian Accounting Standards and the Corporations Regulations 2001.
- 2) The financial report also complies with International Financial Reporting Standards as issued by the International Accounting Standards Board.

Emphasis of matter

Without modifying our opinion, we draw attention to Note 1 in the financial report, which indicates that the company incurred a net loss of \$347,658 during the year ended 30 June 2013, further reducing the company's net assets to \$338,823. These conditions, along with other matters as set forth in Note 1, indicate the existence of a material uncertainty that may cast doubt over the company's ability to continue as a going concern and therefore, the company may be unable to realise its assets and discharge its liabilities in the normal course of business.

Report on the remuneration report

We have audited the remuneration report included in the directors' report for the year ended 30 June 2013. The directors of the company are responsible for the preparation and presentation of the remuneration report in accordance with section 300A of the *Corporations Act 2001*. Our responsibility is to express an opinion on the remuneration report, based on our audit conducted in accordance with Australian Auditing Standards.

Auditor's opinion

In our opinion, the remuneration report of Monbulk & District Community Enterprises Limited for the year ended 30 June 2013, complies with section 300A of the *Corporations Act 2001*.



David Hutchings
Andrew Frewin Stewart
61 Bull Street Bendigo Vic 3550

Dated: 30 September 2013

Monbulk & District **Community Bank**® Branch
70 Main Road, Monbulk VIC 3793
Phone: (03) 9752 1130 Fax: (03) 9756 7754

Franchisee: Monbulk & District Community Enterprises
Limited

70 Main Road, Monbulk VIC 3793
ABN: 76 146 945 959

www.bendigobank.com.au/monbulk
(BMPAR13068) (08/13)

