



# COMMUNITY | BALANCE SHEET

\$183 million in Community Bank® contributions

## MEASURE YOUR IMPACT 2016 / 17

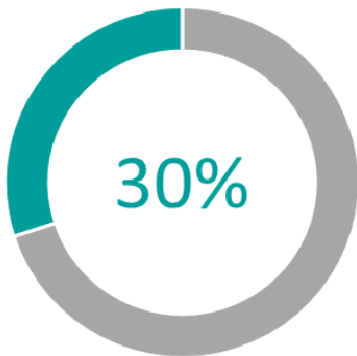
### Murrindindi Community Enterprise Limited

	<b>Projects Funded</b>	<b>19</b>
	<b>Community Project Investment</b>	<b>\$24,541.00</b>



### Biggest Impact Area

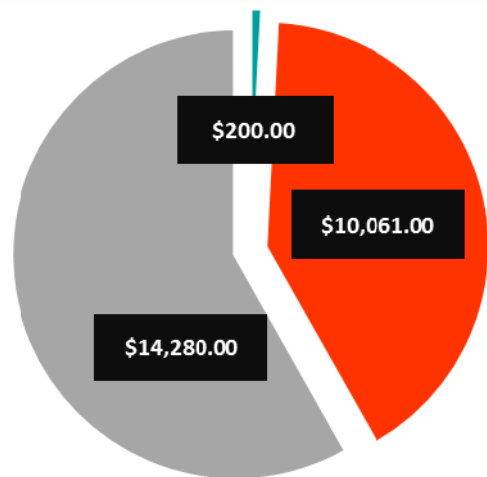
Event



This chart (above) demonstrates the highest percentage of funds distributed across the three themes, (Donations, Grants and Sponsorships), into a particular sector; the sector with the largest portion of contributions.

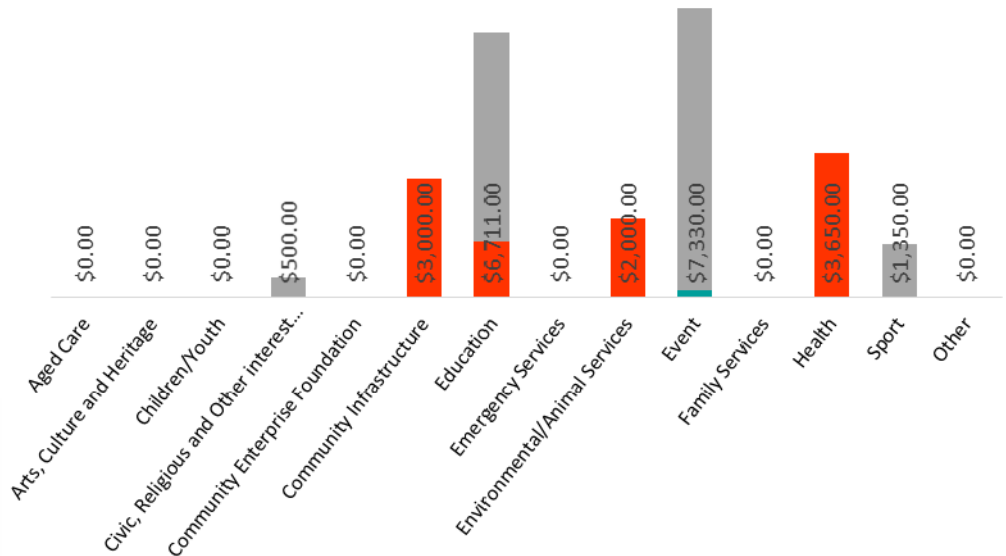
### Total Investment by Theme

- Sponsorships
- Grants
- Donations



- Sponsorships
- Grants
- Donations

This graph (right) showcases the total contributions by theme (Donations, Grants and Sponsorships), broken down by sector (Aged Care, Youth, etc.), to highlight overall investment.



Yea & District Community Bank® Branch