

Contents

Chairman's Report	2
Manager's Report	3
Bendigo and Adelaide Bank Report	4
Financial Report	6
Directors' Report	7
Directors' Declaration	11
Auditor's Independence Declaration	12
Independent Auditor's Report	13
Statement of Comprehensive Income	16
Statement of Financial Position	17
Statement of Changes in Equity	18
Statement of Cash Flows	19
Notes to Financial Statements	20

CHAIRMAN'S REPORT

The 2016/17 financial year has been a recovery year for our bank without the financial burden of Osborne Park Branch. This is reflected in a return to profit and the shareholder dividend returning to 15 percent.

However, it is a testing time as all banks are showing little appetite to lending money for building and construction and other development related business where the Board's network is strong. Our Bank is suffering from the many applications presented to the Bendigo Bank being rejected.

The income of the Branch has been reduced substantially by the reduction of the Bendigo Bank Development Fund of \$40,000 per annum to \$10,000 per annum to assist new and non performing branches. This income has been further eroded by the reduction of commission on term deposit by approx. \$4,500 per month. A total reduction of approx. \$100,000 per annum.

The newsletters to shareholders have commenced providing current news and the next should be arriving prior to Christmas.

In this financial year, an extensive advertising campaign will be undertaken to encourage new clients to use new Bank products, particularly credit cards, debit cards and insurance products.

In closing, I sincerely thank our loyal customers and true believers for their continued support, all staff for their diligent work and, the Board Members for their cooperation and contribution made to the Board and the North Perth Community Bank.

Finally, best wishes to long time staff members Gloria D'Amico and Chantelle Zissis who will soon go on maternity leave.

Kindest Regards to, All

A handwritten signature in black ink, appearing to read 'Nick Catania', written over a horizontal line.

Nick Catania B.Ec JP
Chairman

MANAGER'S ANNUAL REPORT

Our bank continues to be a strong local presence in its 16th year of operation supporting our local business and resident's with financial solutions and a local customer service that is unique to our brand. I am both lucky and proud to be associated with such a respected and well run local business.

In my first year as the new manager and living locally I have been witness to the positive impact that our bank has on its local community as I visit the various clubs and associations that we support through various sponsorships and grants. Living and working in the local area has strengthened my community spirit and our bank will continue to operate through challenging times providing our customers with even better deposit and lending facilities that you will find are very competitive.


Having worked in other banking organisations the Bendigo brand has and will continue to be on their radar as a benchmark of customer service and community engagement. Our board has been a beacon of stability and continues to be driven by success so they can maintain their ongoing financial support to all our community groups that we have wonderful banking and personal relationships with.

To see my staff engaging with our customers on a daily basis bringing a local flavour that no other bank can offer is both heartwarming and encouraging as it reinforces the importance of a local banking presence. To Pina and her team Chantelle, Justine, Brigitte, Gloria, Matt and our newest recruit Caterina I thank you for helping me settle in and I look forward to growing the business together over the coming year.

Collectively, we are uniquely positioned to provide an important point of difference to our community in providing banking services and financial solutions. Our door is always open and we are here to assist in growing the prosperity for all our current and future customers.

I look forward to taking on the new year with all our partners to ensure North Perth Community Bank is the Bank of choice for our customers, shareholders and other community partners

Paul Burnett



Branch Manager

North Perth Community Financial Services Limited

Bendigo and Adelaide Bank report

For year ending 30 June 2017

As we approach 20 years since the first **Community Bank**[®] branch opened its doors, it's timely to reflect on the role of our network's 70,000-strong shareholders and its army of nearly 2,000 passionate local Directors.

As a group of people you are a powerful force that continues to influence change both locally and nationally.

United for a shared purpose in your communities, you are making big things happen beyond the delivery of great banking products and services; you're creating jobs, helping businesses to thrive, solving problems and achieving outcomes that will make your communities better places to live and do business.

Amongst other things, you are providing hundreds of thousands of people in communities around Australia with new opportunities to:

- Play sport in new **Community Bank**[®] funded centres.
- Continue their education thanks to a **Community Bank**[®] scholarship.
- Seek treatment in hospitals closer to home with equipment funded through a **Community Bank**[®] grant.
- Reap the environmental benefits of **Community Bank**[®] funded solar panels and LED lighting, and
- Access mental health services for teenage children with a service supported by a local **Community Bank**[®] branch.

In fact, since the model's inception your investment in local communities exceeds \$165 million and that figure continues to grow every year. This amount excludes the significant co-investment on key projects that many companies have obtained from Government and other parties.

Nationally our voices are increasingly being heard, and our collaborative approach recognised and celebrated.

Representing us all at a recent forum at Canberra's Parliament House, Bendigo Bank's Managing Director and Chairman reinforced the significance of the **Community Bank**[®] model's achievements and called for regulatory change that would help us compete in a crowded and ever-evolving banking sector. Just two months later, the Federal Government announced a levy on Australia's biggest banks that is set to re-level the playing field as we've regularly advocated for.

But for us this is more than a levy. The Turnbull Government's announcement recognises the importance of customers having access to a robust, competitive and customer-focused banking sector. On this note Bendigo Bank was recently recognised as the banking provider of choice in the annual Mozo People's Choice Awards. Better yet, out of 110 banking providers nationally, we were the only bank recognised in all eight banking categories – and were rated the leading bank in six of those eight categories.

This is an extraordinary achievement for you and our bank. Not only does it demonstrate that, in the eyes of our customers, we are doing something right – it very clearly outlines that together we can continue to achieve results.

As we've long known, the more successful our customers are, the stronger our communities become. In this regard the **Community Bank**[®] model enables these outcomes for customers and communities, as increasingly recognised by more and more Australians.

So thank you for your investment in your local **Community Bank**[®] company, for your ongoing contribution and support, tireless advocacy and continued commitment to building strong local communities. Without this, our **Community Bank**[®] branches would be just another bank.



Robert Musgrove
Executive Engagement Innovation

NORTH PERTH COMMUNITY FINANCIAL SERVICES LIMITED

ABN: 85 094 412 932

FINANCIAL REPORT

**FOR THE YEAR ENDED
30 JUNE 2017**

NORTH PERTH COMMUNITY FINANCIAL SERVICES LIMITED
ABN: 85 094 412 932

**FINANCIAL REPORT
FOR THE YEAR ENDED
30 JUNE 2017**

C O N T E N T S

	Page No
Directors' Report	1 - 4
Directors' Declaration	5
Auditor's Independence Declaration	6
Independent Auditor's Report	7 - 9
Statement of Profit or Loss and Other Comprehensive Income	10
Statement of Financial Position	11
Statement of Changes in Equity	12
Statement of Cash Flows	13
Notes to the Financial Statements	14 - 42

Directors' Report

For the financial year ended 30 June 2017

Your Directors present their report, together with the financial statements of the Company for the financial year ended 30 June 2017.

The information on Directors who held office during or since the end of the year are:

Directors

The names of Directors in office at any time during or since the end of the year are:

Nicholas Catania

Position:	Chairperson
Occupation:	Business consultant
Background Information:	Degree in Economics and Management. Former member of Parliament for a number of economic portfolios. Worked or lived in the North Perth area for more than 32 years. Former Mayor of the City of Vincent. Justice of the Peace and Former Chairman of Local Government Super Plan. Chairman of Hawksbridge Property.
Interest in shares and options:	1,500 shares

Ian Wesley Crawford

Position:	Non-Executive Director
Occupation:	Pharmacist
Background Information:	Pharmacist in North Perth for more than 35 years. Justice of the Peace.
Interest in shares and options:	5,000 shares

Sam Aldo De Vita

Position:	Non-Executive Director
Occupation:	Lawyer
Background Information:	Barrister and Solicitor of the Supreme Court of WA, High Court of Australia and Federal Court of Australia since 1993. He is a Director of De Vita Legal.
Interest in shares and options:	7,000 shares

James Peter De Leo

Position:	Non-Executive Director
Occupation:	Local Business Manager
Background Information:	Degree in Management and Business and Degree in Politics Science. Currently studying Masters of Strategic Affairs at the Australian National University Canberra. Marketing Manager of Piconeri Wholesalers Pty Limited.
Interest in shares and options:	1,000 shares

James John Burns

Position:	Non-Executive Director
Occupation:	Real estate agent
Background Information:	Principal of J J Burns (Real Estate) in North Perth since 1974. Life member of Mt Lawley Society and founding member of the North Perth Society. Resident of the City of Vincent for over 35 years.
Interest in shares and options:	10,000 shares

Directors' Report

For the financial year ended 30 June 2017

Isidoro Messina

Position: Non-Executive Director
Occupation: Company Director
Background Information: Isidoro Messina is a Company director of his family's business.
Interest in shares and options: 7,500 shares

Carlo Pennone

Position: Non-Executive Director
Occupation: Business consultant and volunteer
Background Information: Consultant and volunteer who actively assists Italian pensioners with their associated pension paper work for both Italian and Australian entitled pensions. Recently became a Justice of the Peace.
Interest in shares and options: 2,700 shares

James Elder

Position: Non-Executive Director
Occupation: Company Director
Background Information: Self – employed small business consultants operating predominately in the construction sector.
Interest in shares and options: 2,000 shares

Dean Franks

Position: Non-Executive Director
Occupation: Business consultant
Background Information: Dean Franks has over 20 years involvement in the franchise sector. This includes as the Franchisor of a national and international franchise system. He has over 10 years' experience in advising clients on franchise related matters.
Interest in shares and options: -

Steed Farrell

Position: Non-Executive Director
Occupation: PR consultant
Background Information: Steed Farrell is a senior consultant with public relations firm CGM Communications. Steed has extensive experience working in the field of external affairs and strategic communications, gained across a broad, cross – section of community, government, media and corporate environments.

Directors' Report

For the financial year ended 30 June 2017

Company Secretary

Ian Wesley Crawford

Directors meetings attended

During the financial year, 11 meetings of directors (including committees of directors) were held. Attendances by each Director during the year were as follows:

Names of Directors	Directors' Meetings	
	Number eligible to attend	Number attended
Nicholas Catania	11	11
Ian Wesley Crawford	11	10
James John Burns	11	10
James Peter De Leo	11	9
Sam De Vita	11	10
Isidoro Messina	11	10
Carlo Pennone	11	2
James Elder	11	11
Dean Franks	11	8
Steed Farrell	11	8

Principal Activities and Review of Operations

The principal activity and focus of the Company's operations during the year was the operation of two Branches of Bendigo and Adelaide Bank Limited, pursuant to their franchise agreements. The second operation located in Osborne Park ceased operations on 2 September 2016.

Financial Results

The profit after income tax expense of the Company for the year ended 30 June 2017 was \$162,741 (2016: 45,697 Loss).

Dividends

The Company declared dividends of \$50,200 during the year (2016: \$50,200).

Significant Changes in the State of Affairs

The Board resolved to assign the operation and management of the Osborne Park branch to Bendigo Bank Head Office. The hand over date was effective close of business 2 September 2016. The Company is no longer operating this Branch and has no ongoing costs associated with it. The fee for the assignment of the Branch was \$50,000 excluding GST.

Directors' Report

For the financial year ended 30 June 2017

Likely Developments

Likely developments in the operations of the Company and the expected results of those operations in future financial years have not been included in this report, as the inclusion of such information is likely to result in unreasonable prejudice to the Company.

Significant Events after the Reporting Period

There were no events subsequent to the end of the financial year that would have a material effect on these financial statements.

Options

No options over issue shares or interests in the Company were granted to Directors or Executives during or since the end of the financial year and there were no options outstanding at the date of this report.

Indemnifying Officers or Auditor

Indemnities have been given, during and since the end of the financial year, for any persons who are or have been a Director or an officer, but not an auditor, of the Company. The insurance contract prohibits disclosure of any details of the cover.

Proceedings on Behalf of Company

No person has applied for leave of Court to bring proceedings on behalf of the Company or intervene in any proceedings to which the Company is a party for the purpose of taking responsibility on behalf of the Company for all or any part of those proceedings.

Environmental Regulations

The Company's operations are not regulated by any significant environment regulation under a law of the Commonwealth, state or Territory.

Non-Audit Services

There were no non-audit services performed during the year by the auditors for the Company (or by another person or firm on the auditor's behalf).

Independence Declaration

The auditor's independence declaration under section 307C of the *Corporations Act 2001* is set out on page 6 of the financial report.

This report is signed in accordance with a resolution of the Board of Directors.


DIRECTOR

PERTH
DATED THIS 6 DAY OF November 2017.

Directors' Declaration

The Directors of the Company declare that:

1. the accompanying financial statements and notes are in accordance with the *Corporations Act 2001* and;
 - a. comply with Accounting Standards; and
 - b. give a true and fair view of the financial position as at 30 June 2017 and of the performance for the year ended on that date of the Company;
2. the Chief Executive Officer and Chairman of Corporate Governance and Audit Committee have each declared that:
 - a. the financial records of the Company for the financial year have been properly maintained in accordance with section 286 of the *Corporations Act 2001*;
 - b. the financial statements and notes for the financial year comply with the Accounting Standards; and
 - c. the financial statements and notes for the financial year give a true and fair view; and
3. in the Directors' opinion there are reasonable grounds to believe that the Company will be able to pay its debts as and when they become due and payable.

This declaration is made in accordance with a resolution of the Board of Directors.



DIRECTOR

PERTH
DATED THIS ^{6th} DAY OF November 2017.

Auditor's Independence Declaration Under Section 307C of the Corporations Act 2001

To the Directors of North Perth Community Financial Services Limited

I declare that, to the best of my knowledge and belief, during the year ended 30 June 2017 there have been no contraventions of:

- (i) the auditor independence requirements as set out in the *Corporations Act 2001* in relation to the audit; and
- (ii) any applicable code of professional conduct in relation to the audit.



MACRI PARTNERS
CERTIFIED PRACTISING ACCOUNTANTS
SUITE 2, 137, BURSWOOD ROAD
BURSWOOD WA 6100



A MACRI
PARTNER

PERTH
DATED THIS 6TH DAY OF NOVEMBER 2017



Independent Auditor's Report

To the Members of North Perth Community Financial Services Limited

Report on the Audit of the Financial Report

Opinion

We have audited the financial report of North Perth Community Financial Services Limited (the company), which comprises the statement of financial position as at 30 June 2017, the statement of profit or loss and other comprehensive income, statement of changes in equity and statement of cash flows for the year then ended, and notes to the financial statements, including a summary of significant accounting policies, and the directors' declaration.

In our opinion:

- a. the financial report of North Perth Community Financial Services Limited is in accordance with the *Corporations Act 2001*, including:
 - i. giving a true and fair view of the company's financial position as at 30 June 2017 and of its performance for the year ended on that date; and
 - ii. complying with Australian Accounting Standards and the *Corporations Regulations 2001*;
- b. the financial report also complies with International Financial Reporting Standards as disclosed in Note 1.

Basis for Opinion

We conducted our audit in accordance with Australian Auditing Standards. Our responsibilities under those standards are further described in the Auditor's Responsibilities for the Audit of the Financial Report section of our report. We are independent of the company in accordance with the auditor independence requirements of the *Corporations Act 2001* and the ethical requirements of the Accounting Professional and Ethical Standards Board's APES 110 : *Code of Ethics for Professional Accountants* (the Code) that are relevant to our audit of the financial report in Australia. We have also fulfilled our other ethical responsibilities in accordance with the Code.

We confirm that the independence declaration required by the *Corporations Act 2001*, which has been given to the directors of the company, would be in the same terms if given to the directors as at the time of this auditor's report.

We believe that the audit evidence we have obtained is sufficient and appropriate to provide a basis for our opinion.



Independent Auditor's Report continued

Information Other than the Financial Report and Auditor's Report Thereon

The directors are responsible for the other information. The other information comprises the information included in the company's annual report for the year ended 30 June 2017, but does not include the financial report and our auditor's report thereon. Our opinion on the financial report does not cover the other information and accordingly we do not express any form of assurance conclusion thereon. In connection with our audit of the financial report, our responsibility is to read the other information and, in doing so, consider whether the other information is materially inconsistent with the financial report or our knowledge obtained in the audit or otherwise appears to be materially misstated. If, based on the work we have performed, we conclude that there is a material misstatement of this other information; we are required to report that fact. We have nothing to report in this regard.

Responsibilities of the Directors for the Financial Report

The directors of the company are responsible for the preparation of the financial report that gives a true and fair view in accordance with Australian Accounting Standards and the *Corporations Act 2001* and for such internal control as the directors determine is necessary to enable the preparation of the financial report that gives a true and fair view and is free from material misstatement, whether due to fraud or error.

In preparing the financial report, the directors are responsible for assessing the company's ability to continue as a going concern, disclosing, as applicable, matters related to going concern and using the going concern basis of accounting unless the directors either intend to liquidate the company or to cease operations, or have no realistic alternative but to do so.

Auditor's Responsibilities for the Audit of the Financial Report

Our objectives are to obtain reasonable assurance about whether the financial report as a whole is free from material misstatement, whether due to fraud or error, and to issue an auditor's report that includes our opinion. Reasonable assurance is a high level of assurance, but is not a guarantee that an audit conducted in accordance with the Australian Auditing Standards will always detect a material misstatement when it exists. Misstatements can arise from fraud or error and are considered material if, individually or in the aggregate, they could reasonably be expected to influence the economic decisions of users taken on the basis of this financial report.

As part of an audit in accordance with the Australian Auditing Standards, we exercise professional judgement and maintain professional scepticism throughout the audit. We also:


- Identify and assess the risks of material misstatement of the financial report, whether due to fraud or error, design and perform audit procedures responsive to those risks, and obtain audit evidence that is sufficient and appropriate to provide a basis for our opinion. The risk of not detecting a material misstatement resulting from fraud is higher than for one resulting from error, as fraud may involve collusion, forgery, intentional omissions, misrepresentations, or the override of internal control.




Independent Auditor's Report continued

- Obtain an understanding of internal control relevant to the audit in order to design audit procedures that are appropriate in the circumstances, but not for the purpose of expressing an opinion on the effectiveness of the company's internal control.
- Evaluate the appropriateness of accounting policies used and the reasonableness of accounting estimates and related disclosures made by the directors.
- Conclude on the appropriateness of the directors' use of the going concern basis of accounting and, based on the audit evidence obtained, whether a material uncertainty exists related to events or conditions that may cast significant doubt on the company's ability to continue as a going concern. If we conclude that a material uncertainty exists, we are required to draw attention in our auditor's report to the related disclosures in the financial report or, if such disclosures are inadequate, to modify our opinion. Our conclusions are based on the audit evidence obtained up to the date of our auditor's report. However, future events or conditions may cause the company to cease to continue as a going concern.
- Evaluate the overall presentation, structure and content of the financial report, including the disclosures, and whether the financial report represents the underlying transactions and events in a manner that achieves fair presentation.

We communicate with the directors regarding, among other matters, the planned scope and timing of the audit and significant audit findings, including any significant deficiencies in internal control that we identify during our audit.


MACRI PARTNERS
CERTIFIED PRACTISING ACCOUNTANTS
SUITE 2, 137, BURSWOOD ROAD
BURSWOOD WA 6100


A MACRI
PARTNER

PERTH
DATED THIS 6TH DAY OF NOVEMBER 2017

Statement of Profit or Loss and Other Comprehensive Income

For the Year Ended 30 June 2017

	Note	2017 \$	2016 \$
Revenue	2	1,582,330	1,487,433
Expenses			
Employee Benefits Expense		(488,888)	(659,133)
Depreciation and Amortisation Expense	3	(107,570)	(134,727)
Finance Costs		(2,537)	(1,662)
Impairment of Investment		-	-
Other Expenses		(762,156)	(749,783)
Profit before Income Tax		221,179	(57,872)
Income Tax Credit/(Expense)	4	(58,437)	12,175
Profit after Income Tax Expense		162,742	(45,697)
Other Comprehensive Income			
Fair value gains on available-for-sale financial assets, net of tax		(64,125)	(50,477)
Total Other Comprehensive Income for the Year		(64,125)	(50,477)
Total Comprehensive Income for the Year		98,617	(96,174)
Total Comprehensive Income Attributable to: Members of the Company		98,617	(96,174)
Earnings per Share			
From Overall Operations			
Basic Earnings per Share (cents per share)		20	(19)
Diluted Earnings per Share (cents per share)		20	(19)

The accompanying notes form part of these financial statements.

Statement of Financial Position

As at 30 June 2017

	Note	2017 \$	2016 \$
ASSETS			
Current Assets			
Cash and cash equivalents	7	2,378,681	2,131,963
Trade and other receivables	8	115,095	114,938
Other assets	9	7,400	8,989
Financial assets	12	194,473	296,620
Total Current Assets		2,695,649	2,255,890
Non-Current Assets			
Plant and equipment	10	279,271	461,518
Intangible assets	11	59,514	41,622
Deferred tax assets	15	52,312	62,536
Current tax asset	15	-	15,532
Total Non-Current Assets		391,097	877,828
TOTAL ASSETS		3,086,746	3,133,718
LIABILITIES			
Current Liabilities			
Trade and other payables	13	148,772	189,970
Short-term provisions	14	54,293	96,542
Current tax liability	15	32,180	-
Deferred tax liability	15	-	18,276
Borrowings	16	9,447	10,067
Total Current Liabilities		244,692	314,855
Non-Current Liability			
Trade and other payables	13	-	6,751
Long-term Provisions	14	7,127	17,144
Borrowings	16	31,543	40,000
Total Non-Current Liabilities		38,670	63,895
TOTAL LIABILITIES		283,362	378,750
NET ASSETS		2,803,384	2,754,968
EQUITY			
Issued capital	17	179,019	179,019
Reserve		-	48,918
Retained earnings		2,624,365	2,527,031
TOTAL EQUITY		2,803,384	2,754,968

The accompanying notes form part of these financial statements.

Statement of Changes in Equity

For the Year Ended 30 June 2017

	Note	Issued Ordinary Capital	Financial Assets Reserve	Retained Earnings	Total
		\$	\$	\$	\$
Balance at 1 July 2015		186,310	99,395	2,622,930	2,908,635
Dividends paid or provided for	5	-	-	(50,200)	(50,200)
Return of Capital		-	-	-	-
Profit for the year		-	-	(45,697)	(45,697)
Other comprehensive income for the year, net of tax		-	(50,477)	-	(50,477)
Capital raising costs		(7,291)	-	-	(7,291)
Balance at 30 June 2016		179,019	48,918	2,527,031	2,754,968
 Balance at 1 July 2016		 179,019	 48,918	 2,527,031	 2,754,968
Dividends paid or provided for	5	-	-	(50,200)	(50,200)
Return of Capital		-	-	-	-
Profit for the year		-	-	162,742	162,742
Other comprehensive income for the year, net of tax		-	(64,125)	-	(64,125)
Fair value adjustment		-	15,207	(15,207)	-
Balance at 30 June 2017		179,019	-	2,624,365	2,803,384

The accompanying notes form part of these financial statements.

Statement of Cash Flows

For the Year Ended 30 June 2017

	Note	2017 \$	2016 \$
Cash flows from operating activities			
Receipts from customers		1,546,353	1,558,627
Payments to suppliers and employees		(1,279,916)	(1,502,567)
Income tax paid		(18,778)	(23,616)
Interest received		42,117	42,476
Dividends received		12,409	19,498
GST paid		(64,107)	(49,295)
Finance Costs		(2,306)	(1,428)
Net cash provided by operating activities	18	235,775	43,695
Cash flows from investing activities			
Sale of plant and equipment		-	-
Purchase of plant and equipment		(2,816)	(230,201)
Purchase of shares		(283,688)	(82,805)
Sale of shares		427,198	87,427
Purchase of intangible assets		(71,081)	-
Net cash used in investing activities		69,613	(225,579)
Cash flows from financing activities			
Cost of raising capital		-	(7,290)
Dividends paid		(49,423)	(47,537)
Proceeds from borrowings		-	50,068
Repayment of borrowings		(9,077)	417
Return of capital		(170)	(500)
Net cash used in financing activities		(58,670)	(4,842)
Net increase in cash held		246,718	(186,726)
Cash and cash equivalents at beginning of financial year		2,131,963	2,318,690
Cash and cash equivalents at end of financial year	7	2,378,681	2,131,963

The accompanying notes form part of these financial statements.

Notes to the Financial Statements

For the Year Ended 30 June 2017

Note 1: Statement of Significant Accounting Policies

This financial report covers North Perth Community Financial Services Limited, as an individual entity. North Perth Community Financial Services Limited is a public company, incorporated and domiciled in Australia.

Basis of Preparation

The financial report is a general purpose financial report that has been prepared in accordance with Australian Accounting Standards, Australian Accounting Interpretations, other authoritative pronouncements of the Australian Accounting Standards Board (AASB) and the *Corporations Act 2001*.

Australian Accounting Standards set out accounting policies that the AASB has concluded would result in a financial report containing relevant and reliable information about transactions, events and conditions. Compliance with Australian Accounting Standards ensures that the financial statements and notes also comply with International Financial Reporting Standards. Material accounting policies adopted in the preparation of this financial report are presented below and have been consistently applied, unless otherwise stated.

The financial report has been prepared on an accruals basis and is based on historic costs, modified, where applicable, by the measurement at fair value of selected non-current assets, financial assets and financial liabilities.

(a) Income Tax

The income tax expense for the year comprises current income tax expense and deferred tax expense.

Current income tax expense charged to the profit or loss is the tax payable on taxable income calculated using applicable income tax rates enacted, or substantially enacted, as at reporting date. Current tax liabilities are therefore measured at the amounts expected to be paid to the relevant taxation authority.

Deferred income tax expenses reflects movements in deferred tax assets and deferred tax liability balances during the year as well as unused tax losses.

Current and deferred income tax expense is charged or credited outside profit or loss when the tax relates to items that are recognised outside profit or loss.

Deferred tax assets and liabilities are ascertained based on temporary differences arising between the tax bases of assets and liabilities and their carrying amounts in the financial statements. Deferred tax assets also result where amounts have been fully expensed but future tax deductions are available. No deferred income tax will be recognised from the initial recognition of an asset or liability, excluding a business combination, where there is no effect on accounting or taxable profit or loss.

Deferred tax assets and liabilities are calculated at the tax rates that are expected to apply to the period when the asset is realised or the liability is settled, based on tax rates enacted or substantively enacted at reporting date. Their measurement also reflects the manner in which management expects to recover or settle the carrying amount of the related asset or liability.

Notes to the Financial Statements continued

For the Year Ended 30 June 2017

(a) Income tax (continued)

Deferred tax assets relating to temporary differences and unused tax losses are recognised only to the extent that it is probable that future taxable profit will be available against which the benefits of the deferred tax asset can be utilised.

When temporary differences exist in relation to investments in subsidiaries, branches, associates, and joint ventures, deferred tax assets and liabilities are not recognised where the timing of reversal of the temporary difference can be controlled and it is not probable that the reversal will occur in the foreseeable future.

Current tax assets and liabilities are offset where a legally enforceable right of set-off exists and it is intended that net settlement or simultaneous realisation and settlement of the respective asset and liability will occur. Deferred tax assets and liabilities are offset where a legally enforceable right of set-off exists, the deferred tax assets and liabilities relate to income taxes levied by the same taxation authority on either the same taxable entity or different taxable entities where it is intended that net settlement or simultaneous realisation and settlement of the respective asset and liability will occur in future periods in which significant amounts of deferred tax assets or liabilities are expected to be recovered or settled.

(b) Plant and Equipment

Each class of plant and equipment is carried at cost or fair value less, where applicable, any accumulated depreciation and impairment losses.

Plant and equipment

Plant and equipment is measured on the cost basis less depreciation and impairment losses.

The carrying amount of plant and equipment is reviewed annually by Directors to ensure it is not in excess of the recoverable amount from these assets. The recoverable amount is assessed on the basis of the expected net cash flows that will be received from the assets employment and subsequent disposal. The expected net cash flows have been discounted to their present values in determining the recoverable amounts.

The cost of fixed assets constructed within the entity includes the costs of materials, direct labour, borrowing costs and an appropriate proportion of fixed and variable overheads.

Subsequent costs are included in the asset's carrying amount or recognised as a separate asset, as appropriate, only when it is probable that future economic benefits associated with the item will flow to the entity and the cost of the item can be measured reliably. All other repairs and maintenance are charged to the statement of comprehensive income during the financial period in which they are incurred.

Depreciation

The depreciable amount of all fixed assets including capitalised leased assets, is depreciated over their useful lives commencing from the time the asset is held ready for use. Leasehold improvements are depreciated over the shorter of either the unexpired period of the lease or the estimated useful lives of the improvements.

Notes to the Financial Statements continued

For the Year Ended 30 June 2017

Depreciation (continued)

The depreciation rates used for each class of depreciable assets are:

Class of Fixed Asset	Depreciation Rate
Plant and equipment	15.35% - 20%
Motor Vehicles	15.35%

The assets' residual values and useful lives are reviewed, and adjusted, if appropriate, at the end of each reporting period.

An asset's carrying value is written down immediately to its recoverable amount if the asset's carrying amount is greater than its estimated recoverable amount.

Gains and losses on disposals are determined by comparing proceeds with the carrying amount. These gains and losses are included in the statement of comprehensive income. When revalued assets are sold, amounts included in the revaluation reserve relating to that asset are transferred to retained earnings.

(c) Leases

Leases of fixed assets where substantially all the risks and benefits incidental to the ownership of the asset, but not the legal ownership that is transferred to the company are classified as finance leases.

Finance leases are capitalised by recording an asset and a liability at the lower of the amounts equal to the fair value of the leased property or the present value of the minimum lease payments, including any guaranteed residual values. Lease payments are allocated between the reduction of the lease liability and the lease interest expense for the period.

Leased assets are depreciated on a straight-line basis over the shorter of their estimated useful lives or the lease term.

Lease payments for operating leases, where substantially all the risks and benefits remain with lessor, are charged as expense in the periods in which they are incurred.

Lease incentives under operating leases are recognised as a liability and amortised on a straight-line basis over the life of the lease term.

(d) Financial Instruments

Initial Recognition and Measurement

Financial assets and financial liabilities are recognized when the entity becomes a party to the contractual provisions to the instrument. For financial assets, this is equivalent to the date that the company commits itself to either the purchase or sale of the asset (i.e. trade date accounting is adopted).

Financial instruments are initially measured at fair value plus transactions costs, except where the instrument is classified 'at fair value through profit or loss', in which case transaction costs are expensed to profit or loss immediately

Notes to the Financial Statements continued

For the Year Ended 30 June 2017

(d) Financial Instruments (continued)

Classification and Subsequent Measurement

Financial assets are subsequently measured at either fair value, amortised cost using the effective interest rate method or cost. Fair value represents the amount for which an asset could be exchanged or a liability settled, between knowledgeable, willing parties. Where available, quoted prices in an active market are used to determine fair value. In other circumstances, valuation techniques are adopted.

Amortised cost is calculated as:

- (i) the amount at which the financial asset or financial liability is measured at initial recognition;
- (ii) less principal repayments;
- (iii) plus or minus the cumulative amortisation of the differences, if any, between the amount initially recognised and the maturity amount calculated using the effective interest method; and
- (iv) less any reduction for impairment.

The effective interest method is used to allocate interest income or interest expense over the related period and is equivalent to the rate that exactly discounts estimated future cash payments or receipts (including fees, transaction costs and other premiums or discounts) through the expected life (or when this cannot be reliably predicted, the contractual term) of the financial instrument to the net carrying amount of the financial asset or financial liability. Revisions to expected future net cash flows will necessitate an adjustment to the carrying value with a consequential recognition of an income or expense in profit or loss.

The company does not designate any interest in subsidiaries, associates or joint venture entities as being subject to the requirements of accounting standards specifically applicable to financial instruments.

(i) Financial assets at fair value through profit or loss

Financial assets are classified at 'fair value through profit or loss' when they are either held for trading for the purpose of short term profit taking, derivatives not held for hedging purposes, or when they are designated as such to avoid an accounting mismatch or to enable performance evaluation where a group of financial assets is managed by key management personnel on a fair value basis in accordance with a documented risk management or investment strategy. Such assets are subsequently measured at fair value with changes in carrying value being included in profit or loss.

(ii) Loans and Receivables

Loans and receivables are non-derivative financial assets with fixed or determinable payments that are not quoted in an active market are subsequently measured at amortised cost.

Loans and receivables are included in current assets, except for those which are not expected to mature within 12 months after the end of the reporting period. All other loans and receivables are classified as non-current assets.

Notes to the Financial Statements continued

For the Year Ended 30 June 2017

(d) Financial Instruments (continued)

(iii) Held-to-maturity investments

Held-to-maturity investments are non-derivative financial assets that have fixed maturities and fixed or determinable payments, and it is the company's intention to hold these investments to maturity. They are subsequently measured at amortised cost.

Held-to-maturity investments are included in non-current assets, except for those which are expected to mature within 12 months after the end of the reporting period. All other investments are classified as current assets.

If during the period the company sold or reclassified more than a significant amount of the held-to-maturity investments before maturity, the entire held-to-maturity investments category would be tainted and reclassified as available-for-sale.

(iv) Available for sale financial assets

Available-for-sale financial assets are non-derivative financial assets that are either not suitable to be classified into other categories of financial assets due to their nature, or they are designated as such by management. They comprise investments in the equity of other entities where there is neither a fixed maturity nor fixed or determinable payments.

They are subsequently measured at fair value with changes in such fair value (i.e. gains or losses) recognised in other comprehensive income (except for impairment losses and foreign exchange gains and losses). When the financial asset is derecognised, the cumulative gain or loss pertaining to that asset previously recognised in other comprehensive income is reclassified into profit or loss.

Available-for-sale financial assets are included in non-current assets, except for those which are expected to mature within 12 months after the end of the reporting period. All other financial assets are classified as current assets.

(v) Financial Liabilities

Non-derivative financial liabilities (excluding financial guarantees) are subsequently measured at amortised cost.

Derivative Instruments

Derivative instruments are measured at fair value. Gains and losses arising from changes in fair value are taken to the statement of comprehensive income unless they are designated as hedges. The Company does not hold derivative instruments.

Fair Value

Fair value is determined based on current bid prices of all quoted investments. Valuation techniques are applied to determine the fair value of all unlisted securities, including arm's length transactions, reference to similar instruments and option pricing models.

Notes to the Financial Statements continued

For the Year Ended 30 June 2017

(d) Financial Instruments (continued)

Impairment

At each reporting date, the company assesses whether there is objective evidence that a financial instrument has been impaired. In the case of available-for-sale financial instruments, a prolonged decline in the value of the instrument is considered to determine whether an impairment has arisen. Impairment losses are recognised in the statement of comprehensive income.

Financial Guarantees

Where material, financial guarantees issued, which require the issuer to make specified payments to reimburse the holder for a loss it incurs because a specified debtor fails to make payment when due, are recognised as a financial liability at fair value on initial recognition.

The guarantee is subsequently measured at the higher of the best estimate of the obligation and the amount initially recognised less, when appropriate, cumulative amortisation in accordance with AASB 118: Revenue. Where the entity gives guarantees in exchange for a fee, revenue is recognised under AASB 118.

The company has not issued any financial guarantees.

Derecognition

Financial assets are derecognised where the contractual rights to receipt of cash flows expires or the asset is transferred to another party whereby the entity no longer has any significant continuing involvement in the risks and benefits associated with the asset. Financial liabilities are derecognised where the related obligations are either discharged, cancelled or expired. The difference between the carrying value of the financial liability extinguished or transferred to another party and the fair value of consideration paid, including the transfer of non-cash assets or liabilities assumed is recognised in profit or loss.

(e) Impairment of Assets

At each reporting period, the company assesses whether there is any indication that an asset may be impaired. The assessment will include the consideration of external and internal sources of information including dividends received from subsidiaries, associates or jointly controlled entities deemed to be out of pre-acquisition profits. If such an indication exists, an impairment test is carried out on the asset by comparing the recoverable amount of the asset, being the higher of the asset's fair value less costs to sell and value in use, to the asset's carrying value. Any excess of the asset's carrying value over its recoverable amount is expensed to the statement of comprehensive income.

Where it is not possible to estimate the recoverable amount of an individual asset, the company estimates the recoverable amount of the cash-generating unit to which the asset belongs.

Impairment test is performed annually for goodwill and intangible assets with indefinite lives.

Notes to the Financial Statements continued

For the Year Ended 30 June 2017

(f) Intangibles

Franchise Fee

The franchise fee paid by the company pursuant to a Franchise Agreement with Bendigo and Adelaide Bank Limited is being amortised over five (5) years period of the agreement, being the period of expected economic benefits of the franchise fee.

(g) Employee Benefits

Provision is made for the company's liability for employee benefits arising from services rendered by employees to the end of the reporting period. Employee benefits that are expected to be settled within one year have been measured at the amounts expected to be paid when the liability is settled, plus related on-costs. Employee benefits payable later than one year have been measured at the present value of the estimated future cash outflows to be made for those benefits. In determining the liability, consideration is given to employee wage increases and the probability that the employee may satisfy vesting requirements. Those cash flows are discounted using market yields on national government bonds with terms to maturity that match the expected timing of cash flows.

The Company contributes to a defined contribution plan. Contributions to employee superannuation funds are charged against income as incurred.

(h) Provisions

Provisions are recognised when the company has a legal or constructive obligation, as a result of past events, for which it is probable that an outflow of economic benefits will result and that outflow can be reliably measured.

Provisions are measured using the best estimate of the amounts required to settle the obligation at the end of the reporting period.

(i) Cash and Cash Equivalents

Cash and cash equivalents include cash on hand, deposits held at call with banks, other short-term highly liquid investments with original maturities of three months or less. Bank overdrafts are shown within short-term borrowings in current liabilities in the statement of financial position.

(j) Trade and Other Payables

Trade and other payables represent the liability outstanding at the end of the reporting period for goods and services received by the company during the reporting period which remains unpaid. The balance is recognised as a current liability with the amount being normally paid within 30 days of recognition of the liability.

(k) Borrowing Costs

Borrowing costs directly attributable to the acquisition, construction or production of assets that necessarily take a substantial period of time to prepare for their intended use or sale, are added to the cost of those assets, until such time as the assets are substantially ready for their intended use or sale.

All other borrowings costs are recognised in income in the period in which they are incurred.

Notes to the Financial Statements continued

For the Year Ended 30 June 2017

(l) Revenue and Other Income

Revenue is measured at the fair value of the consideration received or receivable after taking into account any trade discounts and volume rebates allowed. Any consideration deferred is treated as the provision of finance and is discounted at a rate of interest that is generally accepted in the market for similar arrangements. The difference between the amount initially recognised and the amount ultimately received is interest revenue.

Interest revenue is recognised using the effective interest rate method, which, for floating rate financial assets, is the rate inherent in the instrument.

All dividends received shall be recognised as revenue when the right to receive the dividend has been established.

Revenue recognition relating to provision of services is determined with reference to the stage of completion of the transaction at the end of the reporting period and where outcome of the contract can be estimated reliably. Stage of completion is determined with reference to the service performed to date as a percentage of total anticipated services to be performed. Where the outcome cannot be estimated reliably, revenue is recognised only to the extent that related expenditure is recoverable.

All revenue is stated net of the amount of goods and services tax (GST).

(m) Goods and Services Tax (GST)

Revenues, expenses and assets are recognised net of the amount of GST, except where the amount of GST incurred is not recoverable from the Australian Taxation Office (ATO). In these circumstances, the GST is recognised as part of the cost of acquisition of the asset or as part of an item of the expense.

Receivables and payables in the statement of financial position are shown inclusive of GST. The net amount of GST receivable from, or payable to, the ATO is included with other receivables or payables in the statement of financial position.

Cash flows are presented in the statement of cash flows on a gross basis, except for the GST component of investing and financing activities, which are disclosed as operating cash flows.

(n) Comparative Figures

When required by Accounting Standards, comparative figures have been adjusted to conform to changes in presentation for the current financial year.

When the Company applies an accounting policy retrospectively, makes a retrospective restatement or reclassifies items in its financial statements, a statement of financial position as at the beginning of the earliest comparative period will be disclosed.

(o) Critical Accounting Estimates and Judgements

The Directors evaluate estimates and judgments incorporated into the financial report based on historical knowledge and best available current information. Estimates assume a reasonable expectation of future events and are based on current trends and economic data, obtained both externally and within the company.

Notes to the Financial Statements continued

For the Year Ended 30 June 2017

(o) Critical Accounting Estimates and Judgements (continued)

(i) Impairment

The company assesses impairment at the end of each reporting period by evaluation conditions and events specific to the company that may be indicative of impairment triggers. Recoverable amounts of relevant assets are reassessed using value-in-use calculations which incorporate various key assumptions.

No impairment has been recognised in respect of intangibles for the year ended 30 June 2017. Should the projected turnover figures be materially outside of budgeted figures incorporated in value-in-use calculations, an impairment loss would be recognised up to the maximum carrying value of intangibles at 30 June 2017 amounting to \$94,736.

(p) New Accounting Standards and Interpretations for Application in Future Periods

The AASB has issued a number of new and amended Accounting Standards and Interpretations that have mandatory application dates for future reporting periods.

Management's assessment of the new and amended pronouncements that are relevant to the Company, applicable to future reporting periods and which have not yet been adopted are set out as follows:

	Title	Issued/ Compiled	Applicable ⁽¹⁾	Impact
(i)	AASB 9 Financial Instruments (incorporating AASB 2014-7 and AASB 2014-8)	December 2014	1 January 2018	Nil – The objective of this Standard is to improve and simplify the approach for classification and measurement of financial assets compared with the requirements of AASB 139. Given the nature of the financial assets of the Company, it is not anticipated the Standard will have any material effect.
(ii)	AASB 15 Revenue from Contracts with Customers	December 2014	1 January 2018	<p>This Standard Establishes principles for entities to apply to report useful information to users of financial statements about the nature, amount, timing and uncertainty of revenue and cash flows arising from a contract with a customer.</p> <p>The effect of this Standard will depend upon the nature of future transactions the Company has with those third parties it has dealings with. It may or may not be significant.</p>

Notes to the Financial Statements continued

For the Year Ended 30 June 2017

	Title	Issued/ Compiled	Applicable ⁽¹⁾	Impact
(iii)	AASB 16 Leases	February 2016	1 January 2019	<p>Under AASB 16 there is no longer a distinction between finance and operating leases. Lessees will now bring to account a right-to-use asset and lease liability onto their statement of financial position for all leases. Effectively this means the vast majority of operating leases as defined by the current AASB 117 Leases which currently do not impact the statement of financial position will be required to be capitalised on the statement of financial position once AASB 16 is adopted.</p> <p>Currently, operating lease payments are expensed as incurred. This will cease and will be replaced by both depreciation and interest charges. Based on the current number of operating leases held by the Company, the impact is not expected to be significant.</p>
(iv)	AASB 2014-5 Amendments to Australian Accounting Standards arising from AASB 15	December 2014	1 January 2017	<p>Consequential changes to various Standards arising from the issuance of AASB 15.</p> <p>It will require changes to reflect the impact of AASB 15.</p>
(v)	AASB 2015-2 Amendments to Australian Accounting Standards – Disclosure Initiative: Amendments to AASB 101 [AASB 7, 101, 134 & 1049]	January 2015	1 January 2016	<p>This Standard amends AASB 101 to provide clarification regarding the disclosure requirements in AASB 101. Specifically, the Standard proposes narrow-focus amendments to address some of the concerns expressed about existing presentation and disclosure requirements and to ensure entities are able to use judgement when applying a Standard in determining what information to disclose in their financial statements</p>

Notes to the Financial Statements continued

For the Year Ended 30 June 2017

Title	Issued/ Compiled	Applicable ⁽¹⁾	Impact
			This Standard also makes editorial and consequential amendments as a result of amendments to the Standards listed in the title column.
			It is not anticipated it will have any significant impact on disclosures as they currently exist and any changes will relate to presentation.

Notes:

⁽¹⁾ Applicable to reporting periods commencing on or after the given date.

(q) Adoption of New and Revised Accounting Standards

During the current year, the Company adopted all of the new and revised Australian Accounting Standards and interpretations which were compiled, became mandatory and which were applicable to its operations.

The new and revised standard was as follows:

AASB 2015-3 Amendments to Australian Accounting Standards arising from the withdrawal of AASB 1031 Materiality

Notes to the Financial Statements continued

For the Year Ended 30 June 2017

	2017 \$	2016 \$
Note 2: Revenue and Other Income		
Operating Activities		
- Franchise margin income	1,355,616	1,407,292
Non-Operating Activities		
- Interest received	42,121	46,310
- Dividend received	12,409	19,498
- Profit on sale of shares	122,184	-
- Other revenue	50,000	14,333
	<u>1,582,330</u>	<u>1,487,433</u>
Total Revenue	<u>1,582,330</u>	<u>1,487,433</u>

Note 3: Profit before Income Tax

Expenses

Depreciation	94,504	110,383
Amortisation	13,066	24,344
Loss on market value of shares	16,696	-
Other operating expenses	<u>1,236,885</u>	<u>1,410,578</u>
	<u>1,361,151</u>	<u>1,545,305</u>
Remuneration of auditor		
- auditing or reviewing the financial report	11,500	11,300
- Other services		
	<u>11,500</u>	<u>11,300</u>

Note 4: Income Tax Expense

(a) The components of tax expense comprise:		
- Current tax	66,489	14,469
- Deferred tax (benefit)/ expense	<u>(8,052)</u>	<u>(26,644)</u>
	<u>58,437</u>	<u>(12,175)</u>

Notes to the Financial Statements continued

For the Year Ended 30 June 2017

Note 4: Income Tax Expense (cont'd)

	2017 \$	2016 \$
(b) The prima facie tax on profit from ordinary activities before income tax is reconciled to the income tax as follows:		
Prima facie tax payable on profit from ordinary activities before income tax at 27.5% (2016: 28.5%)	60,824	(16,494)
Add:		
Franking Credit	1,024	2,382
Tax effect of:		
- non-deductible expenses	5,004	6,533
- effect of change in tax rates	2,194	-
Less:		
Tax effect of:		
- Other allowable items	(4,072)	-
- Franking credit	(3,723)	(8,356)
- Prior period adjustment	(2,814)	3,760
Income tax attributable to the company	<u>58,437</u>	<u>(12,175)</u>

Note 5: Dividends

Fully franked ordinary dividend paid on 30 March 2017 of 10 cents per share (2016: 10 cents)	<u>50,200</u>	<u>50,200</u>
Balance of franking account at year-end	<u>1,279,936</u>	<u>1,282,680</u>

Notes to the Financial Statements continued

For the Year Ended 30 June 2017

Note 6: Interests of Key Management Personnel (KMP)

a. Name and positions

<i>Name</i>	<i>Position</i>
Nicholas Catania	Chairman
Ian Wesley Crawford	Company Secretary
James John Burns	Non-Executive Director
James Peter De Leo	Non-Executive Director
Sam De Vita	Non-Executive Director
Isidoro Messina	Non-Executive Director
Carlo Pennone	Non-Executive Director
James Elder	Non-Executive Director
Dean Franks	Non-Executive Director
Steed Farrell	Non-Executive Director

b. Remuneration of Key Management Positions

Directors of the Company received a total of \$48,492 as remuneration for services as Directors.

c. Shareholdings

Number of ordinary shares in North Perth Community Financial Services Limited held by key management personnel of the company during the financial year is as follows:

2016

	<i>Beginning balances</i>	<i>Ordinary Shares Purchase</i>	<i>Other changes</i>	<i>Ending Balances</i>
<i>Directors</i>				
Nicholas Catania	1,500	-	-	1,500
Ian Wesley Crawford	5,000	-	-	5,000
James John Burns	10,000	-	-	10,000
James Peter De Leo	1,000	-	-	1,000
Sam Aldo De Vita	7,000	-	-	7,000
Isidoro Messina	7,500	-	-	7,500
Carlo Pennone	2,700	-	-	2,700
James Elder	2,000	-	-	2,000
Dean Franks	-	-	-	-
Steed Farrell	-	-	-	-
	31,000	-	-	31,000

Option Holdings

No options over ordinary shares in the company are held by any Director of the company or other key management personnel, including their personally related parties.

Notes to the Financial Statements continued

For the Year Ended 30 June 2017

	2017	2016
	\$	\$
Note 7: Cash and Cash Equivalents		
Cash on hand		
Cash at Bank	327,417	178,368
Short-term bank deposits	2,051,264	1,953,595
	<u>2,378,681</u>	<u>2,131,963</u>

Note 8: Trade and Other Receivables

CURRENT		
Trade debtors	110,223	109,836
Other debtors	644	877
Accrued Income	4,228	4,225
	<u>115,095</u>	<u>114,938</u>

a. Provision for Impairment of Receivables

Current trade and term receivables are non-interest bearing loans and generally on 30-day terms. Non-current trade and term receivables are assessed for recoverability based on the underlying terms of the contract. A provision for impairment is recognised when there is objective evidence that individual trade or term receivable is impaired. These amounts have been included in the other expenses item.

There is no provision for impairment of receivables.

Note 9: Other Assets

CURRENT		
Prepayments	7,400	8,989
	<u>7,400</u>	<u>8,989</u>

Note 10: Plant and Equipment

Plant and equipment – at cost	442,553	650,413
Less accumulated depreciation	(184,112)	(214,609)
	<u>258,441</u>	<u>435,804</u>
Motor vehicle – at cost	31,816	31,816
Less accumulated depreciation	(10,986)	(6,102)
	<u>20,830</u>	<u>25,714</u>
Total Property, Plant and Equipment	<u>279,271</u>	<u>461,518</u>

Notes to the Financial Statements continued

For the Year Ended 30 June 2017

Note 10: Plant and Equipment (continued)

a. Movements in Carrying Amounts

Movements in the carrying amounts for property, plant and equipment between the beginning and the end of the current financial year:

	Plant and Equipment \$	Motor Vehicle \$	Total \$
Balance at 1 July 2015	311,103	30,597	341,700
Additions	230,201	-	230,201
Disposals	-	-	-
Depreciation Expense	(105,500)	(4,883)	(110,383)
Carrying amount at 30 June 2016	435,804	25,714	461,518
Additions	2,815	-	2,815
Disposals	(90,558)	-	(90,558)
Depreciation Expense	(89,620)	(4,884)	(94,504)
Carrying amount at 30 June 2017	258,441	20,830	279,271

2017	2016
\$	\$

Note 11: Intangible Assets

NON-CURRENT

Franchise fees – at cost	124,931	143,850
Less: accumulated amortisation	(65,417)	(102,228)
Net carrying value	59,514	41,622

Note 12: Financial Assets

CURRENT

Available-for-sale financial assets, Listed investment, at fair value

-Shares in Listed Corporations	194,473	296,620
--------------------------------	---------	---------

Notes to the Financial Statements continued

For the Year Ended 30 June 2017

Note 13: Trade and Other Payables

	2017 \$	2016 \$
CURRENT		
Unsecured liabilities:		
Trade creditors and accruals	50,224	104,456
GST Payable	29,960	17,533
Return of capital payable	20,765	20,935
Dividend payable	47,823	47,046
	<u>148,772</u>	<u>189,970</u>
NON-CURRENT		
Unsecured liabilities:		
Trade creditors and accruals	<u>-</u>	<u>6,751</u>

Note 14: Provisions

CURRENT

Employee benefits:

Provision for annual leave	30,891	60,293
Provision for long service leave	<u>23,402</u>	<u>36,249</u>
	<u>54,293</u>	<u>96,542</u>

NON-CURRENT

Employee benefits:

Provision for long service leave	<u>7,127</u>	<u>17,144</u>
----------------------------------	--------------	---------------

Number of employees at year-end

9	10
---	----

Note 15: Tax

CURRENT

Current tax assets	<u>-</u>	<u>15,532</u>
--------------------	----------	---------------

Current tax liabilities	<u>(32,180)</u>	<u>-</u>
-------------------------	-----------------	----------

NON CURRENT

Deferred tax assets	<u>52,312</u>	<u>62,536</u>
---------------------	---------------	---------------

Notes to the Financial Statements continued

For the Year Ended 30 June 2017

Note 15: Tax (continued)

The movement in deferred tax asset for each temporary difference during the year as follows:

	2017 \$	2016 \$
Provisions		
Opening balance	35,236	27,516
Charge to income	(18,346)	7,720
Closing balance	16,890	35,236
Revaluation of financial assets		
Opening balance	11,850	11,850
Charge to income	(11,850)	-
Closing balance	-	11,850
Others		
Opening balance	15,450	(1,452)
Charge to income	19,972	16,902
Closing balance	35,422	15,450

Gross Movements:

The overall movement in the deferred tax asset account is as follows:

Opening balance	62,536	37,914
Charge to income	(10,224)	24,622
Closing balance	52,312	62,536

a. Deferred Tax Liabilities

Deferred tax liabilities comprise:

Revaluation of financial assets	-	18,276
	-	18,276

Revaluation of financial assets

Opening balance	18,276	40,418
Charge to income	(18,276)	(22,142)
Closing balance	-	18,276

Notes to the Financial Statements continued

For the Year Ended 30 June 2017

Note 15: Tax (continued)

	2017	2016
	\$	\$
Gross Movements:		
The overall movement in the deferred tax liabilities account is as follows:		
Opening balance	18,276	40,418
Charge to income	(18,276)	(22,142)
Closing balance	-	18,276

	2017	2016
	\$	\$

Note 16: Borrowings

CURRENT

Bank Loan - Bendigo Bank	9,447	10,067
--------------------------	-------	--------

NON CURRENT

Bank Loan - Bendigo Bank	31,543	40,000
--------------------------	--------	--------

The loan is secured by a Setoff Agreement over term deposit account number #157 761 362 in the name of North Perth Community Financial Services Ltd for the amount of \$ 50,000.

Note 17: Issued Capital

502,000 (2016: 502,000) fully paid ordinary shares	502,000	502,000
10 (2016: 10) fully paid subscriber shares	10	10
Cost of raising equity	(21,791)	(21,791)
Return of capital	(301,200)	(301,200)
	179,019	179,019

Notes to the Financial Statements continued

For the Year Ended 30 June 2017

Note 18: Cash Flow Information

	2017	2016
	\$	\$
Profit after Income Tax		
Profit after income tax	162,741	(45,697)
<i>Add: Non-cash flows in profit:</i>		
Depreciation/amortisation	109,376	134,727
Loss on disposal of fixed assets	90,559	-
Intangible assets written off	38,317	-
Fair value gain/(loss)	16,696	-
Profit on sale of shares	(122,184)	-
<i>Changes in assets and liabilities:</i>		
(Increase)/decrease in trade and other receivables	(157)	7,845
(Increase)/decrease in prepayments	1,589	(722)
(Increase)/decrease in deferred tax assets	10,224	(24,622)
Increase/(decrease) in trade payables and accruals	(48,556)	(23,633)
Increase/(decrease) in provisions for employee entitlements	(52,266)	27,088
Increase/(decrease) in current tax liabilities	47,712	(9,150)
Increase/(decrease) in deferred tax liabilities	(18,276)	(22,141)
	<u>235,775</u>	<u>43,695</u>

Note 19: Capital and Leasing Commitments

North Perth Community Financial Services Limited has a motor vehicle & office fit out lease commitment at 30 June 2017.

	2017	2016
	\$	\$
Payable		
Not longer than one year	16,198	20,247
Longer than one but not longer than five years	31,542	46,751
	<u>47,740</u>	<u>66,998</u>

Note 20: Events after the Reporting Period

There are no matters or circumstances that have arisen since the end of the financial year that have significantly affected or may significantly affect the operations of the company, the results of those operations or the state of affairs of the company except for the information disclosed in the Directors' report.

Note 21: Segment Reporting

The company operates in the financial services sector as a branch of Bendigo Bank Limited in Western Australia.

Notes to the Financial Statements continued

For the Year Ended 30 June 2017

Note 22: Related Party Transactions

Sam Aldo De Vita is a partner of Devita Legal of which the firm is a panel of solicitors for Bendigo Bank.

Devita Legal receives instructions from various Community Bank branches of Bendigo Bank, including but not limited to the North Perth Community Bank Branch.

Nicholas Catania is a director of Deltalane Corporate Pty Ltd which is a private business consultancy firm providing consultancy to various companies including, but not limited to North Perth Community Financial Services Ltd.

Note 23: Financial Risk Management

The company's financial instruments consist mainly of deposits with banks, local money market instruments, short-term investments, accounts receivable and payable, loans. The company does not engage in transaction expressed in foreign currencies and is therefore not subject to foreign currency risk. Financial Risk Management is carried out by the Board of Directors.

The Directors' overall risk management strategy seeks to assist the company in meeting its financial targets, whilst minimising potential adverse effects on financial performance.

a. Financial Risk Management Policies

Risk management policies are approved and reviewed by the Board of Directors on a regular basis. These include the credit risk policies and future cash flow requirements. The main purpose of non-derivative financial instruments is to raise finance for Company operations.

The Company does not have any derivative instruments at 30 June 2017.

b. Specific Financial Risk Exposures and Management

The main risks the company is exposed to through its financial instruments are interest rate risk, liquidity risk and credit risk.

Interest Rate Risk

Interest rate risk is managed with a mixture of fixed and floating rate debt.

Liquidity Risk

The Company manages liquidity risk by monitoring forecast cash flows and ensuring that adequate unutilised borrowing facilities are maintained.

Notes to the Financial Statements continued

For the Year Ended 30 June 2017

Note 23: Financial Risk Management (continued)

Credit Risk

The maximum exposure to credit risk, excluding the value of any collateral or other security, at balance date to recognised financial assets, is the carrying amount, net of any provisions for impairment of those assets, as disclosed in the balance sheet and notes to the financial statements.

There are no material amounts of collateral held as security at 30 June 2017.

The Company does not have any material credit risk exposure to any single receivable or group of receivables under financial instruments entered into by the Company.

Credit risk is managed reviewed regularly by the Board of Directors. It arises from exposures to customers as well as through deposits with financial institutions.

The Board of Directors monitors credit risk by actively assessing the rating quality and liquidity of counter parties:

- all potential customers are rated for credit worthiness taking into account their size, market position and financial standing; and
- customers that do not meet the company's strict credit policies may only purchase in cash or using recognised credit cards.

The trade receivables balances at 30 June 2017 and 30 June 2016 do not include any counterparties with external credit ratings. Customers are assessed for credit worthiness using the criteria detailed above.

c. Financial Instrument Composition and Maturity Analysis

The company held the following financial instruments at balance date:

	Carrying Value		Fair Value	
	2017	2016	2017	2016
	\$	\$	\$	\$
FINANCIAL ASSETS				
Cash and Cash Equivalents	2,378,681	2,131,963	2,378,681	2,131,963
Trade and other receivables	115,095	114,938	115,095	114,938
Other financial assets	194,473	296,620	194,473	296,620
	<u>2,688,249</u>	<u>2,543,521</u>	<u>2,688,249</u>	<u>2,543,521</u>
FINANCIAL LIABILITIES				
Trade and other payables	148,772	196,721	148,772	196,721
Borrowings	40,990	50,067	37,081	45,925
	<u>189,762</u>	<u>246,788</u>	<u>185,853</u>	<u>242,646</u>

Notes to the Financial Statements continued

For the Year Ended 30 June 2017

Note 23: Financial Risk Management (continued)

Fair value is determined as follows:

The carrying value of cash and cash equivalents, receivables, available-for-sale financial assets and payables are estimated approximates to their net market values.

(a) Cash and Cash Equivalents

The company's objective is to maximize its return on cash and cash equivalent instruments whilst maintaining an adequate level of liquidity and preserving Capital.

Cash and investments are subjected to interest rate risk – the risk that movements in interest rates affect returns.

The company manages its risks by diversifying its portfolio and only purchasing cash and other investments with high credit ratings or capital guarantees.

Sensitivity Analysis

The following table illustrates sensitivities to the company's exposures to changes in interest rates and equity prices. The table indicates the impact on how the profit and equity values reported at balance date would have been affected by changes in the relevant risk variable that management considers to be reasonably possible. These sensitivities assume that the movement in a particular variable is independent of other variables.

	Profit \$	Equity \$
Year ended 30 June 2017		
+/- 2% in interest rates	+/-47,574	+/-47,574
Year ended 30 June 2016		
+/- 2% in interest rates	+/-42,639	+/-42,639

(a) Receivables

The company's major risk associated with the receivables is credit risk – the risk that the debts may not be repaid. The company manages this risk by monitoring outstanding debt and employing appropriate debt recovery procedures.

The company does not have any material credit risk exposure to any single receivable or group of receivables under financial investments entered into by the company.

(b) Payables

Payables are subjected to liquidity risk – that is the risk that insufficient funds may be on hand to meet payment obligations as and where they fall due. The Directors manage this risk by monitoring its cash flow requirements and liquidity levels and maintaining an adequate cash buffer and has a loan facility with the bank.

Notes to the Financial Statements continued For the Year Ended 30 June 2017

Note 23: Financial Risk Management (continued)

The table below reflects the undiscounted contractual settlement terms for financial instruments of a fixed period of maturity, as well as management's expectations of the settlement period for all other financial instruments. As such, the amounts may not reconcile to the statement of financial position.

	Weighted Average Effective Interest Rate		Floating Interest Rate		Non-interest Bearing		Total	
	2017	2016	2017	2016	2017	2016	2017	2016
	%	%	\$	\$	\$	\$	\$	\$
Financial Assets:								
Cash and cash at bank	0.02%	0.02%	327,417	178,368			327,417	178,368
Short-term deposits	3.6%	3.6%	2,051,264	1,953,595			2,051,264	1,953,595
Trade and other receivables					115,095	114,938	115,095	114,938
Total Financial Assets			2,378,681	2,131,963	115,095	114,938	2,493,776	2,246,901
Financial Liabilities:								
Trade and other payables			-	-	148,772	196,721	148,772	196,721
Borrowings	4.94	4.94%			40,990	50,067	40,990	50,067
Total Financial Liabilities					189,762	246,788	189,762	246,788

Notes to the Financial Statements continued

For the Year Ended 30 June 2017

Note 24: Fair Value Measurements

The company measures and recognises the following assets and liabilities at fair value on a recurring basis after initial recognition:

- Financial assets at fair value through profit or loss;

The company does not measure any other assets and liabilities at fair value on a non-recurring basis.

(a) Fair Value Hierarchy

AASB 13 requires the disclosure of fair value information by level of the fair value hierarchy, which categorises fair value measurement into one of three possible levels based on the lowest level that an input that is significant to the measurement can be categorised into as follows:

Level 1 - Measurements based on quoted prices (unadjusted) in active markets for identical assets or liabilities that the entity can access at the measurement date.

Level 2 - Measurements based on inputs other than quoted prices included in Level 1 that are observable for the asset or liability, either directly or indirectly.

Level 3 - Measurements based on unobservable inputs for the asset or liability.

The fair values of assets and liabilities that are not traded in an active market are determined using one or more valuation techniques. These valuation techniques maximise, to the extent possible, the use of observable market data. If all significant inputs required to measure fair value are observable, the asset or liability is included in Level 2. If one or more significant inputs are not based on observable market data, the asset or liability is included in Level 3.

Valuation techniques

The company selects a valuation technique that is appropriate in the circumstances and for which sufficient data is available to measure fair value. The availability of sufficient and relevant data primarily depends on the specific characteristics of the asset or liability being measured. The valuation techniques selected by the company are consistent with one or more of the following valuation approaches:

Market approach - Valuation techniques that use prices and other relevant information generated by market transactions for identical or similar assets or liabilities.

Income approach - Valuation techniques that convert estimated future cash flows or income and expenses into a single discounted present value.

Cost approach - Valuation techniques that reflect the current replacement cost of an asset at its current service capacity.

Notes to the Financial Statements continued

For the Year Ended 30 June 2017

Note 24: FAIR VALUE MEASUREMENTS (Cont'd)

Each valuation technique requires inputs that reflect the assumptions that buyers and sellers would use when pricing the asset or liability, including assumptions about risks. When selecting a valuation technique, the company gives priority to those techniques that maximise the use of observable inputs and minimise the use of unobservable inputs. Inputs that are developed using market data (such as publicly available information on actual transactions) and reflect the assumptions that buyers and sellers would generally use when pricing the asset or liability and considered observable, whereas inputs for which market data is not available and therefore are developed using the best information available about such assumptions are considered unobservable.

The following table provides the fair values of the company's assets measured and recognised on a recurring basis after initial recognition and their categorisation within the fair value hierarchy:

Recurring Fair Value Measurements

		30 June 2017			
	Note	Level 1	Level 2	Level 3	Total
		\$	\$	\$	\$
Financial Assets					
Financial assets at fair value through profit or loss:					
- shares in listed corporations	12	194,473	-	-	194,473
Total financial assets recognised at fair value		194,473	-	-	194,473

Notes to the Financial Statements continued

For the Year Ended 30 June 2017

Note 24: FAIR VALUE MEASUREMENTS (Cont'd)

Recurring Fair Value Measurements

		30 June 2016			
	Note	Level 1	Level 2	Level 3	Total
		\$	\$	\$	\$
Financial Assets					
Financial assets at fair value though profit or loss:					
- shares in listed corporations	12	296,620	-	-	296,620
Total financial assets recognised at fair value		296,620	-	-	296,620

(b) Transfers Policy

The policy of the company is to recognise transfers into and transfers out of the fair value hierarchy levels as at the end of the reporting period. There were no transfers between level 1 and level 2 for assets measured at fair value on a recurring basis during the reporting period (2016: no transfers).

(c) Disclosed Fair Value Measurements

The following assets and liabilities are not measured at fair value in the statement of financial position, but their fair values are disclosed in the notes:

- Accounts receivable and other debtors;
- Accounts payable and other liabilities;

Notes to the Financial Statements continued

For the Year Ended 30 June 2017

Note 24: FAIR VALUE MEASUREMENTS (Cont'd)

The following table provides the level of fair value hierarchy within which the disclosed fair value measurements are categorised in their entirety and a description of the valuation technique(s) and inputs used:

Description	Note	Fair Value Hierarchy Level	Valuation Technique(s)	Inputs Used
Assets				
Trade receivable and other assets	8, 9	2	Income approach using discounted cash flow methodology	Market interest rates for similar assets
Liabilities				
Trade and other payables	13	2	Income approach using discounted cash flow methodology	Market interest rates for similar liabilities

There has been no change in the valuation technique(s) used to calculate the fair values disclosed in the notes to the financial statements.

Notes to the Financial Statements continued

For the Year Ended 30 June 2017

Note 25: Economic dependency – Bendigo and Adelaide Bank Limited

The company has entered into franchise agreement with Bendigo and Adelaide Bank Limited that governs the management of the Community Bank branches at North Perth, Western Australia.

The branches operates as a franchise of Bendigo Bank, using the name "Bendigo Bank" and the logo and system of operations of Bendigo Bank. The company manages the Community Bank branches on behalf of the Bendigo Bank, however all transactions with customers conducted through the Community Bank branches are effectively conducted between the customers and Bendigo Bank.

All deposits are made with Bendigo Bank, and all personal and investment products are products of Bendigo Bank, with the company facilitating the provision of those products. All loans, leases or hire purchase transactions, issues of new credit or debit cards, temporary or bridging finance and any other transaction that involves creating a new debt, or increasing or changing the terms of an existing debt owed to Bendigo Bank, must be approved by Bendigo Bank. All credit transactions are made with Bendigo Bank, and all credit products are products of Bendigo Bank.

Bendigo Bank provides significant assistance in establishing and maintaining the Community Bank branch franchise operations. It also continues to provide ongoing management and operational support, and other assistance and guidance in relation to all aspects of the franchise operation, including advice in relation to:

- Advice and assistance in relation to the design, layout and fit out of the Community Bank branches;
- Training for the branch manager and other employees in banking management systems and interface protocol;
- Methods and procedures for the sale of products and provision of services;
- Security and cash logistic controls;
- Calculation of company revenue and payment of many operating and administrative expenses;
- The formulation and implementation of advertising and promotional programs; and
- Sales techniques and proper customer relations.

Note 26: Company Details

The registered office of the company is:
Suite 3, 138 Main Street
Osborne Park WA 6017

The principal places of business of the Company are:
Suite 3, 138 Main Street
Osborne Park WA 6017

431 Fitzgerald Street
North Perth WA 6006