



COMMUNITY | BALANCE SHEET

\$183 million in Community Bank® contributions

MEASURE YOUR IMPACT 2016 / 17

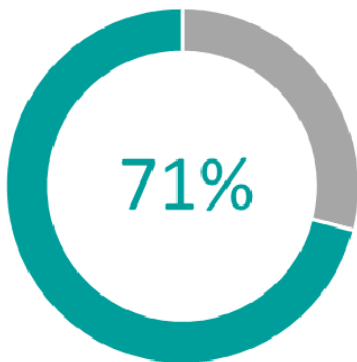
Ormond-McKinnon Community Enterprises Limited

	Projects Funded	22
	Community Project Investment	\$35,840.00



Biggest Impact Area

Sport



This chart (above) demonstrates the highest percentage of funds distributed across the three themes, (Donations, Grants and Sponsorships), into a particular sector; the sector with the largest portion of contributions.

- Sponsorships
- Grants
- Donations

This graph (right) showcases the total contributions by theme (Donations, Grants and Sponsorships), broken down by sector (Aged Care, Youth, etc.), to highlight overall investment.

Total Investment by Theme

- Sponsorships
- Grants
- Donations

