



COMMUNITY | BALANCE SHEET

\$183 million in Community Bank® contributions

MEASURE YOUR IMPACT 2016 / 17

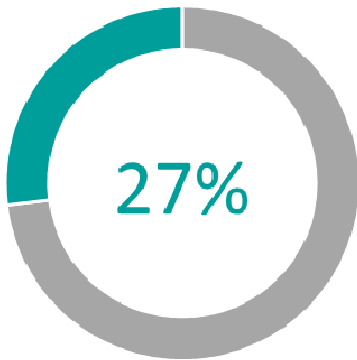
Penola & District Financial Services Limited

| | | |
|--|-------------------------------------|--------------------|
|  | Projects Funded | 28 |
|  | Community Project Investment | \$20,204.77 |



Biggest Impact Area

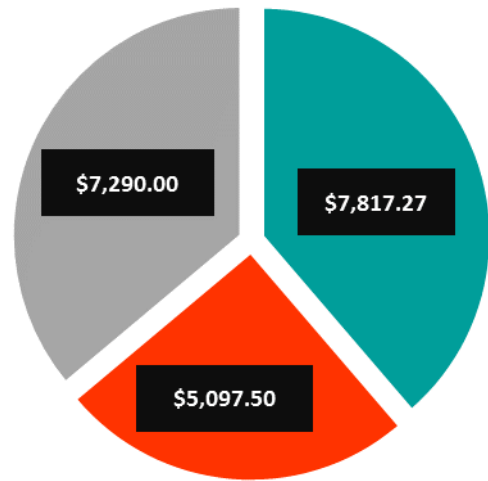
Event



This chart (above) demonstrates the highest percentage of funds distributed across the three themes, (Donations, Grants and Sponsorships), into a particular sector; the sector with the largest portion of contributions.

Total Investment by Theme

- Sponsorships
- Grants
- Donations



- Sponsorships
- Grants
- Donations

This graph (right) showcases the total contributions by theme (Donations, Grants and Sponsorships), broken down by sector (Aged Care, Youth, etc.), to highlight overall investment.

