

# COMM-UNITY | BALANCE SHEET

## MEASURE YOUR IMPACT 2016 / 17

\$183 million in  
**Community Bank®**  
contributions

### Pine Rivers Community Finance Limited



**Projects  
Funded** **38**

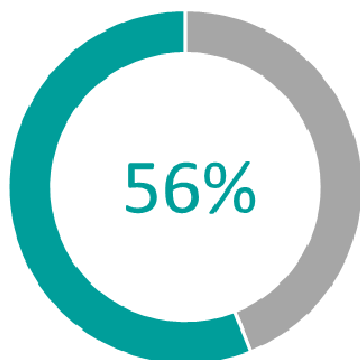


**Community  
Project  
Investment** **\$65,753.00**



### Biggest Impact Area

Civic, Religious and Other  
Interest Groups



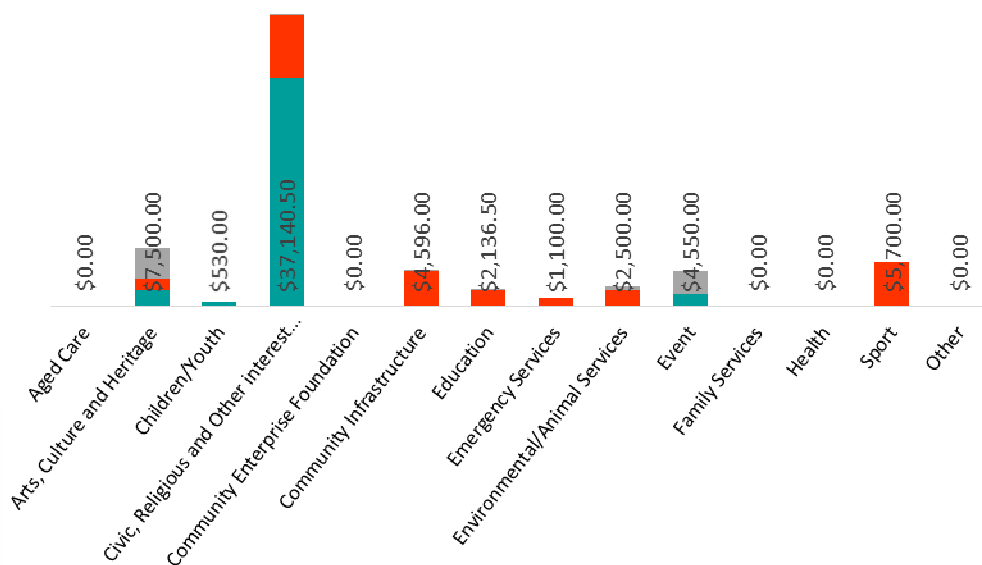
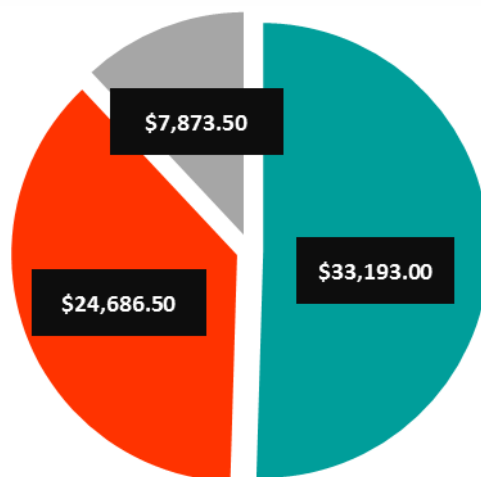
This chart (above) demonstrates the highest percentage of funds distributed across the three themes, (Donations, Grants and Sponsorships), into a particular sector; the sector with the largest portion of contributions.

■ Sponsorships  
■ Grants  
■ Donations

This graph (right) showcases the total contributions by theme (Donations, Grants and Sponsorships), broken down by sector (Aged Care, Youth, etc.), to highlight overall investment.

### Total Investment by Theme

■ Sponsorships  
■ Grants  
■ Donations



Brendale **Community Bank®** Branch  
Samford **Community Bank®** Branch

**Bendigo Bank**