

Annual Report 2019

Rockingham Community
Financial Services Limited

Rockingham and Secret Harbour
Community Bank branches

ABN 69 102 349 655



Contents

Chairperson's report	2
Manager's report	3
Bendigo and Adelaide Bank report	4
Directors' report	5
Auditor's independence declaration	10
Financial statements	11
Notes to the financial statements	15
Directors' declaration	38
Independent audit report	39

Chairperson's report

For year ending 30 June 2019

Welcome to my report for 2019. Rockingham Community Financial Services Limited is very proud to be partnering with the fifth largest bank in Australia and the contribution we make to one of Australia's most trusted brands. We continue to work with Bendigo and Adelaide Bank Limited (BEN) to improve our customer experience.

We thank our shareholders for their support to date, but we know that doesn't just happen and it would be wonderful if you too could take the time to help us grow your business. We have 434 shareholders; imagine the growth to your investment and our business if each shareholder referred one customer to our bank. Every new account means we are a step closer to paying a dividend. Our Rockingham and Secret Harbour Community Bank branches Branch Manager, Joe Griffiths is ready to act on your referrals. Please make yourself known to Joe and help your Community Bank branches grow to its full potential.

As you are aware, growing our business to the point where we can pay a dividend is the top of our agenda, however, we continue to face tough economic times locally and nationally. The banking and finance industry are more competitive than ever and with the tightening of margins and proactive marketing within the national banking sector, we face significant challenges. Finding new ways to overcome these challenges is a big focus for us and we are currently working on our strategic and marketing plans to achieve better results.

We want to reassure you that the Board of Directors is a cohesive, well governed entity and has a strong and positive working relationship with BEN. This constructive partnership with BEN has been fostered through robust and regular conversations and has resulted in better quality decision-making based on high quality information. Through an alignment of a shared vision between all stakeholders, including you, our shareholders, we anticipate a strong future.

Our Branch Manager, Joe Griffiths was appointed to this position in November last year and brings a wealth of enthusiasm and his own flair to the role. I would like to thank Joe for his energy, effort, determination and hard work as he continues this journey of improving the Rockingham and Secret Harbour Community Bank branches position in tough economic times.


Joe was recently awarded the Young Business Person of the Year Award at the 2019 RKCC Mineral Resources Regional Business Awards held in Rockingham. Congratulations Joe.

We also extend our thanks to all our staff for their outstanding effort during the year. We would also like to specifically acknowledge the outstanding service provided by the staff of BEN who have provided a wealth of knowledge and assistance throughout the year, and in particular the State Manager, Dennis Teale, our Regional Manager Joe Faraone and our Community Business Manager Anne-Marie Archer.

During the year we welcomed Sarah Blake, a Multi Award Winning and international Conflict Strategist to our Board. Welcome Sarah, and know that your experience and expertise is invaluable to the Board. We have employed Claire Hurst on a part-time basis as an administration assistant to ensure all statutory and compliance needs are met in a timely manner. We look forward to working with you Claire.

We thank our Board Director, Vicki Mountain, who was voted onto the Board as a Director at the last AGM, and resigned shortly after due to work commitments.

Thank you to our Board of Directors, whose support and hard work is starting to come to fruition. We have been in profit for the last two years so there is a lot to look forward to. Thank you all for your contribution to Rockingham Community Financial Services Limited.



Barbara Holland
Chairperson

Manager's report

For year ending 30 June 2019

It's true that once a Community Bank branch customer, always a Community Bank branch customer. We value each and every one of our customers who entrust us with their banking.

We are a real alternative to the major banks and we're capitalising on that goodwill and uncertainty within the overall banking sector.

The move to digital banking is exciting and Bendigo and Adelaide Bank Limited has committed to making this a priority. We're already ahead when it comes to our online offerings. For those customers who don't want to step into a traditional bank, that's great news and we're looking forward to advances in this area by Bendigo and Adelaide Bank Limited.

For those people who want to continue the tradition of coming into the branch – the service is still available. We are committed to helping you over the counter with all your banking needs.

The past financial year was a year of change for the Rockingham and Secret Harbour Community Bank branches. The team has a few new faces, and I feel it is important to have a group of determined, customer centric team members who are passionate about what they do.

Our customer base has also grown over the last year and, on average, our customers are investing more money with us, taking more products per person and our portfolio has diversified. The team across both sites have worked tirelessly to provide an exemplary customer experience and solidify us as Australia's most trusted bank nationally and our community's go-to financial institution.

Our goal as a team is to see the business grow and thrive. In order to do this, we need your help as shareholders to spread the word. We want to see you, your friends and your family in the branches to contribute to the growth and success of the community we love. The difference with the Community Bank model is that every time people bank with their local Community Bank branch, the bottom line increases and as such, community contributions as well. If you aren't already banking with us, you are missing out on something special.

As the leader of a team of skilled, vibrant people, and the Manager of a bank focussed on a community that I am proud to be a part of, the level of growth and acquisition we are expecting in this new financial year is something to be very excited about.

Joe Griffiths
Branch Manager

Bendigo and Adelaide Bank report

For year ending 30 June 2019

As a Bank of 160-plus years, we're proud to hold the mantle of Australia's fifth biggest bank. In today's banking environment it's time to take full advantage of this opportunity and for even more people to experience banking with Bendigo Bank and our way of banking, and with our Community Bank partners.

In promoting our point of difference it's sometimes lost that although we're different, we're represented in more than 500 communities across Australia and offer a full suite of banking and financial products and services. In many ways we're also a leader in digital technology and meeting the needs of our growing online customer base, many of whom may never set foot in a traditional bank branch.

At the centre of our point of difference is the business model you chose to support as a shareholder that supports local communities. Whether you're a shareholder of our most recent Community Bank branch which opened in Smithton, Tasmania, in June 2019, or you're a long-time shareholder who, from more than 20 years ago, you all play an important role. Your support has enabled your branch, and this banking model, to prosper and grow. You're one of more than 75,000 Community Bank company shareholders across Australia who are the reason today, we're Australia's only bank truly committed to the communities it operates in.

And for that, we thank you. For the trust you've not only put in Bendigo and Adelaide Bank, but the faith you've put in your community and your Community Bank company local Board of Directors.

Bendigo and Adelaide Bank continues to rank at the top of industry and banking and finance sector awards. We have awards for our customer service, we have award winning products and we have a customer base that of 1.7 million-plus that not only trusts us with their money, but which respects our 'difference'.

As a Bank, we're working hard to ensure that those who are not banking with us, and not banking with your Community Bank branch, make the change. It really is a unique model and we see you, the shareholder, as playing a key role in helping us grow your local Community Bank business. All it takes is a referral to your local Branch Manager. They'll do the rest.

We find that our customer base is a very loyal group. It's getting people to make the change that's the challenge. In today's environment, we've never had a better chance to convince people to make the change and your support in achieving this is critical.

From Bendigo and Adelaide Bank, once again, thank you for your ongoing support of your Community Bank branch and your community.

We would also like to thank and acknowledge the amazing work of your branch staff and Directors in developing your business and supporting the communities that you live and work in.



Mark Cunneen
Head of Community Support
Bendigo and Adelaide Bank

Directors' report

For the financial year ended 30 June 2019

Your directors submit the financial statements of the company for the financial year ended 30 June 2019.

Directors

The names and details of the company's directors who held office during or since the end of the financial year:

Barbara Lorraine Holland

Chair

Occupation: Retired

Qualifications, experience and expertise: Business Owner, Office Manager and Project Manager at Satterley Property Group. Barbara is Chairperson for Rockingham Education Development Group. All office bearer positions with local P & C and Cricket Club.

Special responsibilities: Nil

Interest in shares: Nil

Donna Leanne Bates

Secretary

Occupation: Strategic Planning Consultant Qualifications

Qualifications, experience and expertise: Donna has over 25 years' experience as a Corporate Executive in Strategic Planning and Marketing. She has a Bachelor of Business in Marketing, and is studying for her Masters in Business Administration and Masters in Strategic Procurement and has worked with the RAC, The Sunday Times, News Limited, Adelaide Advertiser and the Department of Defence. She is a Board Member of the Rockingham-Kwinana Chamber of Commerce, Chairperson of The Lab Factory Community and is a serving Reserve member of the Australian Defence Force (Army).

Special responsibilities: Company Secretary and Marketing Committee

Interest in shares: Nil

Paul Flannery

Director

Occupation: Insurance Broker

Qualifications, experience and expertise: Paul has worked in the insurance industry for 20 years. He has a Diploma of Financial Services for Insurance Broking, Certificate in Financial Planning (ASIC PS146) and a Certificate in Managed Investments (ASIC RG146). He is on the Rockingham Kwinana Chamber of Commerce as an Executive.

Special responsibilities: Nil

Interest in shares: Nil

Nino Sekyere-Boakye

Director

Occupation: Researcher/Migration Agent

Qualifications, experience and expertise: Marketing academic, marketing consultant, marketing researcher. Past lecturer in consumer behaviour and strategic marketing planning. B.A. (Hons), M.A. (Professional Marketing), Grad Cert (Migration Law). Nino is a Fellow of the Australian Institute of Marketing.

Special responsibilities: Marketing Committee

Interest in shares: Nil

Directors' report (continued)

Directors (continued)

Nii Laryea Odamtten

Treasurer

Occupation: Chartered Accountant

Qualifications, experience and expertise: He is a commercially focused professional with over 28 years of operational and corporate experience in Finance, IT, projects and people management. Nii has both private and public sector experience and is passionate about continuous process improvements, finance transformation, strategic planning and business integration. His extensive international and cultural exposure has been gained from working in United Kingdom (UK), Australia, United States of America (USA), Canada, Kazakhstan, Malaysia, Israel and Ghana. Nii holds a Master of Business Administration (MBA) degree, fellowship of the Association of Certified Chartered Accountants (FCCA) from the UK and is a member of the Chartered Accountants Australia & New Zealand (CA).

Special responsibilities: Nil

Other directorships: ENLOD Solutions Pty Ltd, CBAAC Australia Pty Ltd

Interest in shares: Nil

Ronald William Pease

Director

Occupation: Retired Councillor

Qualifications, experience and expertise: Now retired, formerly a Horticulturist/Facilities Manager at Murdoch University, also served for 48 years in the Air Force Reserve after learning an aircraft technical trade in corrosion and specialist surface coatings for 37 years, following this period I spent another eleven years working in Discipline/Welfare and Recruiting. I have a Dip Hort, Dip Bus and a Dip A/C Ref. I am a former Elected Councillor at the City of Rockingham where I served on numerous Committees and Boards, I am still a member of the Active Ageing and Marine Environment committees. Locally I work as a Justice of the Peace both at the local Courts and from home.

Special responsibilities: Marketing Committee

Interest in shares: Nil

Sarah Meghan Blake

Secretary (*Appointed 29 April 2019*)

Occupation: Mediator

Qualifications, experience and expertise: As a Conflict Strategist and Mediator, Sarah brings over 20 years of experience in the field of multiparty decision making and cross-cultured conflict resolution. Sarah has a Master's of Indigenous Knowledge and Master's in Strategic Affairs and holds mediation accreditation both Nationally and Internationally. She is heavily involved in supporting her local community through city committee's member of Not For Profits and her school community.

Special responsibilities: Nil

Other directorships: Resolution Institute, Baldivis Children's Forest

Interest in shares: Nil

Directors were in office for this entire year unless otherwise stated.

No directors have material interests in contracts or proposed contracts with the company.

Directors' report (continued)

Company Secretary

The company secretary at the end of the financial year was Sarah Blake. Sarah was appointed to the position of secretary on 29 April 2019 following the resignation of Donna Bates. Donna was appointed to the position of secretary on 31 July 2017. On 1 August 2019, Donna was re-appointed company secretary following the resignation of Sarah.

Principal Activities

The principal activities of the company during the financial year were facilitating **Community Bank** services under management rights to operate franchised branches of Bendigo and Adelaide Bank Limited.

There have been no significant changes in the nature of these activities during the year.

Operating results

Operations have continued to perform in line with expectations. The profit of the company for the financial year after provision for income tax was:

Year ended 30 June 2019	Year ended 30 June 2018
\$	\$
40,766	323,782

Dividends

No dividends were declared or paid for the previous year and the directors recommend that no dividend be paid for the current year.

Significant changes in the state of affairs

In the opinion of the directors there were no significant changes in the state of affairs of the company that occurred during the financial year under review not otherwise disclosed in this report or the financial statements.

Events since the end of the financial year

Since the end of the financial year, the company has been undergoing a strategic review in order to future-proof the position of the company.

Likely developments

The company will continue its policy of facilitating banking services to the community.

Directors' report (continued)

Environmental regulation

The company is not subject to any significant environmental regulation.

Directors' benefits

No director has received or become entitled to receive, during or since the financial year, a benefit because of a contract made by the company, controlled entity or related body corporate with a director, a firm which a director is a member or an entity in which a director has a substantial financial interest except as disclosed in note 20 and 22 to the financial statements. This statement excludes a benefit included in the aggregate amount of emoluments received or due and receivable by directors shown in the company's accounts, or the fixed salary of a full-time employee of the company, controlled entity or related body corporate.

Indemnification and insurance of directors and officers

The company has indemnified all directors and the manager in respect of liabilities to other persons (other than the company or related body corporate) that may arise from their position as directors or manager of the company except where the liability arises out of conduct involving the lack of good faith.

Disclosure of the nature of the liability and the amount of the premium is prohibited by the confidentiality clause of the contract of insurance. The company has not provided any insurance for an auditor of the company or a related body corporate.

Directors' meetings

The number of directors' meetings attended by each of the directors of the company during the year were:

	Board Meetings Attended	
	<u>Eligible</u>	<u>Attended</u>
Barbara Lorraine Holland	11	11
Donna Leanne Bates	11	10
Paul Flannery	11	10
Nino Sekyere-Boakye	11	9
Nii Laryea Odamtten	11	8
Ronald William Pease	11	8
Sarah Meghan Blake (<i>Appointed 29 April 2019</i>)	4	3

Proceedings on behalf of the company

No person has applied to the Court under section 237 of the *Corporations Act 2001* for leave to bring proceedings on behalf of the company, or to intervene in any proceedings to which the company is a party, for the purpose of taking responsibility on behalf of the company for all or part of those proceedings.

No proceedings have been brought or intervened in on behalf of the company with leave of the Court under section 237 of the *Corporations Act 2001*.

Directors' report (continued)

Non audit services

The company may decide to employ the auditor on assignments additional to their statutory duties where the auditor's expertise and experience with the company are important. Details of the amounts paid or payable to the auditor (Andrew Frewin Stewart) for audit and non audit services provided during the year are set out in the notes to the accounts.

The board of directors has considered the position and is satisfied that the provision of the non-audit services is compatible with the general standard of independence for auditors imposed by the *Corporations Act 2001*.


The directors are satisfied that the provision of non-audit services by the auditor, as set out in the notes did not compromise the auditor independence requirements of the *Corporations Act 2001* for the following reasons:

- all non-audit services have been reviewed by the board to ensure they do not impact on the impartiality and objectivity of the auditor
- none of the services undermine the general principles relating to auditor independence as set out in APES 110 Code of Ethics for Professional Accountants, including reviewing or auditing the auditor's own work, acting in a management or a decision-making capacity for the company, acting as advocate for the company or jointly sharing economic risk and rewards.

Auditor's independence declaration

A copy of the auditor's independence declaration as required under section 307C of the *Corporations Act 2001* is set out on page 10.

Signed in accordance with a resolution of the board of directors at Rockingham, Western Australia on 26 August 2019.



Barbara Lorraine Holland, Chair

Auditor's independence declaration



Partners in success

Chartered Accountants

61 Bull Street, Bendigo 3550
PO Box 454, Bendigo 3552
03 5443 0344
afsbendigo.com.au

Lead auditor's independence declaration under section 307C of the *Corporations Act 2001* to the directors of Rockingham Community Financial Services Limited

As lead auditor for the audit of Rockingham Community Financial Services Limited for the year ended 30 June 2019, I declare that, to the best of my knowledge and belief, there have been:

- i) no contraventions of the auditor independence requirements of the *Corporations Act 2001* in relation to the audit; and
- ii) no contraventions of any applicable code of professional conduct in relation to the audit.

A handwritten signature in black ink, appearing to read 'Andrew Frewin Stewart'.

Andrew Frewin Stewart
61 Bull Street, Bendigo Vic 3550
Dated: 26 August 2019

A handwritten signature in black ink, appearing to read 'Joshua Griffin'.

Joshua Griffin
Lead Auditor

Financial statements

Rockingham Community Financial Services Limited Statement of Profit or Loss and Other Comprehensive Income for the year ended 30 June 2019

	Notes	2019 \$	2018 \$
Revenue from ordinary activities	4	1,087,011	1,171,220
Employee benefits expense		(604,061)	(624,045)
Charitable donations, sponsorship, advertising and promotion		(29,642)	(65,229)
Occupancy and associated costs		(171,449)	(185,137)
Systems costs		(55,993)	(60,364)
Depreciation and amortisation expense	5	(33,037)	(32,651)
Finance costs	5	(24,207)	(23,444)
General administration expenses		(112,139)	(149,572)
Profit before income tax (expense)/credit		56,483	30,778
Income tax (expense)/credit	6	(15,717)	293,004
Profit after income tax (expense)/credit		40,766	323,782
Total comprehensive income for the year attributable to the ordinary shareholders of the company:			
		40,766	323,782
Earnings per share		¢	¢
Basic earnings per share	23	5.80	46.06

The accompanying notes form part of these financial statements.

Financial statements (continued)

Rockingham Community Financial Services Limited

Balance Sheet

as at 30 June 2019

	Notes	2019 \$	2018 \$
ASSETS			
Current assets			
Cash and cash equivalents	7	61,311	60,720
Trade and other receivables	8	92,462	98,096
Total current assets		153,773	158,816
Non-current assets			
Property, plant and equipment	9	19,461	21,362
Intangible assets	10	13,289	40,305
Deferred tax asset	11	277,287	293,004
Total non-current assets		310,037	354,671
Total assets		463,810	513,487
LIABILITIES			
Current liabilities			
Trade and other payables	12	29,890	42,257
Borrowings	13	-	48,331
Provisions	14	57,989	70,780
Total current liabilities		87,879	161,368
Non-current liabilities			
Borrowings	13	600,000	600,000
Provisions	14	6,358	23,312
Total non-current liabilities		606,358	623,312
Total liabilities		694,237	784,680
Net liabilities		(230,427)	(271,193)
EQUITY			
Issued capital	15	703,020	703,020
Accumulated losses	16	(933,447)	(974,213)
Total equity		(230,427)	(271,193)

The accompanying notes form part of these financial statements.

Financial statements (continued)

Rockingham Community Financial Services Limited

Statement of Changes in Equity

for the year ended 30 June 2019

	Issued capital \$	Accumulated losses \$	Total equity \$
Balance at 1 July 2017	703,020	(1,297,995)	(594,975)
Total comprehensive income for the year	-	323,782	323,782
Transactions with owners in their capacity as owners:			
Shares issued during period	-	-	-
Costs of issuing shares	-	-	-
Dividends provided for or paid	-	-	-
Balance at 30 June 2018	703,020	(974,213)	(271,193)
Balance at 1 July 2018	703,020	(974,213)	(271,193)
Total comprehensive income for the year	-	40,766	40,766
Transactions with owners in their capacity as owners:			
Shares issued during period	-	-	-
Costs of issuing shares	-	-	-
Dividends provided for or paid	-	-	-
Balance at 30 June 2019	703,020	(933,447)	(230,427)

The accompanying notes form part of these financial statements.

Financial statements (continued)

Rockingham Community Financial Services Limited

Statement of Cash Flows

for the year ended 30 June 2019

	Notes	2019 \$	2018 \$
Cash flows from operating activities			
Receipts from customers		1,198,899	1,298,229
Payments to suppliers and employees		(1,099,187)	(1,224,306)
Interest received		600	554
Interest paid		(24,207)	(23,444)
Net cash provided by operating activities	17	76,105	51,033
Cash flows from investing activities			
Payments for property, plant and equipment		(4,120)	-
Payments for intangible assets		(23,063)	(23,063)
Net cash used in investing activities		(27,183)	(23,063)
Net increase in cash held		48,922	27,970
Cash and cash equivalents at the beginning of the financial year		12,389	(15,581)
Cash and cash equivalents at the end of the financial year	7(a)	61,311	12,389

The accompanying notes form part of these financial statements.

Notes to the financial statements

For year ended 30 June 2019

Note 1. Summary of significant accounting policies

a) Basis of preparation

These general purpose financial statements have been prepared in accordance with Australian Accounting Standards and Interpretations issued by the Australian Accounting Standards Board (AASB) and the *Corporations Act 2001*. The company is a for-profit entity for the purpose of preparing the financial statements.

Compliance with IFRS

These financial statements and notes comply with International Financial Reporting Standards (IFRS) as issued by the International Accounting Standards Board (IASB).

Critical accounting estimates

The preparation of the financial statements requires the use of certain critical accounting estimates. It also requires management to exercise its judgement in the process of applying the company's accounting policies. These areas involving a higher degree of judgement or complexities, or areas where assumptions and estimates which are significant to the financial statements are disclosed in note 3.

Historical cost convention

The financial statements have been prepared under the historical cost convention on an accruals basis as modified by the revaluation of financial assets and liabilities at fair value through profit or loss and where stated, current valuations of non-current assets. Cost is based on the fair values of the consideration given in exchange for assets.

Comparative figures

Where required by Australian Accounting Standards comparative figures have been adjusted to conform with changes in presentation for the current financial year.

Application of new and amended accounting standards

There are two new accounting standards which have been issued by the AASB that became mandatorily effective for accounting periods beginning on or after 1 January 2018, and are therefore relevant for the current financial year.

AASB 15 Revenue from Contracts with Customers

AASB 15 replaces AASB 111 *Construction Contracts*, AASB 118 *Revenue* and related Interpretations and it applies, with limited exceptions, to all revenue arising from contracts with customers. AASB 15 establishes a five-step model to account for revenue arising from contracts with customers and requires that revenue be recognised at an amount that reflects the consideration to which an entity expects to be entitled in exchange for transferring goods or services to a customer.

AASB 15 requires entities to exercise judgement, taking into consideration all of the relevant facts and circumstances when applying each step of the model to contracts with their customers. The standard also specifies the accounting for the incremental costs of obtaining a contract and the costs directly related to fulfilling a contract. In addition, the standard requires extensive disclosures.

The existing revenue recognition through the monthly Bendigo and Adelaide Bank Limited profit share provides an accurate reflection of consideration received in exchange for the transfer of services to the customer. Therefore based on our assessment this accounting standard has not materially affected any of the amounts recognised in the current period and is not likely to affect future periods.

Notes to the financial statements (continued)

Note 1 Summary of significant accounting policies (*continued*)

a Basis of preparation (*continued*)

Application of new and amended accounting standards (continued)

AASB 9 Financial Instruments

AASB 9 sets out requirements for recognising and measuring financial assets, financial liabilities and some contracts to buy or sell non-financial items. This standard replaces *AASB 139 Financial Instruments: Recognition and Measurement*.

Based on our assessment this accounting standard has not had any impact on the carrying amounts of financial assets or liabilities at 1 July 2018. For additional information about accounting policies relating to financial instruments, see Note 1 k.

There are also a number of accounting standards and interpretations issued by the AASB that become effective in future accounting periods.

The company has elected not to apply any accounting standards or interpretations before their mandatory operative date for the annual reporting period beginning 1 July 2018. These future accounting standards and interpretations therefore have no impact on amounts recognised in the current period or any prior period.

AASB 16 Leases

Only AASB 16, effective for the annual reporting period beginning on or after 1 January 2019 is likely to impact the company. AASB 16 introduces a single, on-balance sheet lease accounting model for lessees. A lessee recognises a right-of-use asset representing its right to use the underlying asset and a lease liability representing its obligation to make lease payments. There are recognition exemptions for short-term leases and leases of low-value items. Lessor accounting remains similar to the current standard – i.e. lessors continue to classify leases as finance or operating leases.

AASB 16 replaces existing leases guidance, including *AASB 117 Leases* and related Interpretations. This standard is mandatory for annual reporting periods beginning on or after 1 January 2019.

The company plans to apply AASB 16 initially on 1 July 2019, using the modified retrospective approach. Therefore, the cumulative effect of adopting AASB 16 will be recognised as an adjustment to the opening balance of retained earnings at 1 July 2019, with no restatement of comparative information.

The company has assessed the estimated impact that initial application of AASB 16 will have on its financial statements. The actual impacts of adopting the standard on 1 July 2019 may change.

The company will recognise new assets and liabilities for operating leases of its branches. The nature of expenses related to these leases will now change as the company will recognise a depreciation charge for right-of-use assets and interest expense on lease liabilities. Previously, the company recognised operating lease expense on a straight-line basis over the term of the lease.

No significant impact is expected for the company's finance leases.

Based on the information currently available, the company estimates that it will recognise additional lease liabilities and new right-of-use assets of \$788,885.

Economic dependency - Bendigo and Adelaide Bank Limited

The company has entered into a franchise agreement with Bendigo and Adelaide Bank Limited that governs the management of the **Community Bank** branches at Rockingham and Secret Harbour, Western Australia.

The branches operate as a franchise of Bendigo and Adelaide Bank Limited, using the name "Bendigo Bank" and the logo and system of operations of Bendigo and Adelaide Bank Limited. The company manages the **Community Bank** branches on behalf of Bendigo and Adelaide Bank Limited, however all transactions with customers conducted through the **Community Bank** branches are effectively conducted between the customers and Bendigo and Adelaide Bank Limited.

Notes to the financial statements (continued)

Note 1 Summary of significant accounting policies (*continued*)

a Basis of preparation (*continued*)

Economic dependency - Bendigo and Adelaide Bank Limited (continued)

All deposits are made with Bendigo and Adelaide Bank Limited, and all personal and investment products are products of Bendigo and Adelaide Bank Limited, with the company facilitating the provision of those products. All loans, leases or hire purchase transactions, issues of new credit or debit cards, temporary or bridging finance and any other transaction that involves creating a new debt, or increasing or changing the terms of an existing debt owed to Bendigo and Adelaide Bank Limited, must be approved by Bendigo and Adelaide Bank Limited. All credit transactions are made with Bendigo and Adelaide Bank Limited, and all credit products are products of Bendigo and Adelaide Bank Limited.

The company promotes and sells the products and services, but is not a party to the transaction.

The credit risk (i.e. the risk that a customer will not make repayments) is for the relevant Bendigo and Adelaide Bank Limited entity to bear as long as the company has complied with the appropriate procedures and relevant obligations and has not exercised a discretion in granting or extending credit.

Bendigo and Adelaide Bank Limited provides significant assistance in establishing and maintaining the **Community Bank** branches franchise operations. It also continues to provide ongoing management and operational support and other assistance and guidance in relation to all aspects of the franchise operation, including advice in relation to:

- the design, layout and fit out of the **Community Bank** branches
- training for the branch manager and other employees in banking, management systems and interface protocol
- methods and procedures for the sale of products and provision of services
- security and cash logistic controls
- calculation of company revenue and payment of many operating and administrative expenses
- the formulation and implementation of advertising and promotional programs
- sales techniques and proper customer relations.

The following is a summary of the material accounting policies adopted by the company in the preparation of the financial statements. The accounting policies have been consistently applied, unless otherwise stated.

b) Revenue

Revenue arises from the rendering of services through its franchise agreement with the Bendigo and Adelaide Bank Limited. The revenue recognised is measured by reference to the fair value of consideration received or receivable, excluding sales taxes, rebates, and trade discounts.

Interest and fee revenue is recognised when earned. The gain or loss on disposal of property, plant and equipment is recognised on a net basis and is classified as income rather than revenue. All revenue is stated net of the amount of Goods and Services Tax (GST).

Revenue calculation

The franchise agreement provides that three forms of revenue may be earned by the company – margin, commission and fee income. Bendigo and Adelaide Bank Limited decides the form of revenue the company earns on different types of products and services.

The revenue earned by the company is dependent on the business that it generates. It may also be affected by other factors, such as economic and local conditions, for example, interest rates.

Notes to the financial statements (continued)

Note 1. Summary of significant accounting policies (*continued*)

b) Revenue (*continued*)

Core banking products

Bendigo and Adelaide Bank Limited has identified some Bendigo Bank Group products and services as 'core banking products'. It may change the products and services which are identified as core banking products by giving the company at least 30 days notice. Core banking products currently include Bendigo Bank branded home loans, term deposits and at call deposits.

Margin

Margin is arrived at through the following calculation:

- Interest paid by customers on loans less interest paid to customers on deposits
- *plus* any deposit returns i.e. interest return applied by Bendigo and Adelaide Bank Limited for a deposit,
- *minus* any costs of funds i.e. interest applied by Bendigo and Adelaide Bank Limited to fund a loan.

Margin is paid on all core banking products. A funds transfer pricing model is used for the method of calculation of the cost of funds, deposit return and margin.

The company is entitled to a share of the margin earned by Bendigo and Adelaide Bank Limited (i.e. income adjusted for Bendigo and Adelaide Bank Limited's interest expense and interest income return). However, if this reflects a loss, the company incurs a share of that loss.

Commission

Commission is a fee paid for products and services sold. It may be paid on the initial sale or on an ongoing basis. Commission is payable on the sale of an insurance product such as home contents. Examples of products and services on which ongoing commissions are paid include leasing and Sandhurst Trustees Limited products.

Fee income

Fee income is a share of what is commonly referred to as 'bank fees and charges' charged to customers by Bendigo Bank Group entities including fees for loan applications and account transactions.

Discretionary financial contributions

In addition to margin, commission and fee income, and separate from the franchise agreement, Bendigo and Adelaide Bank Limited has also made discretionary financial payments to the company. These are referred to by Bendigo and Adelaide Bank Limited as a "Market Development Fund" (MDF).

The amount has been based on the volume of business attributed to a branch. The purpose of the discretionary payments is to assist with local market development activities, including community sponsorships and donations. It is for the board to decide how to use the MDF.

The payments from Bendigo and Adelaide Bank Limited are discretionary and Bendigo and Adelaide Bank Limited may change the amount or stop making them at any time.

Ability to change financial return

Under the franchise agreement, Bendigo and Adelaide Bank Limited may change the form and amount of financial return that the company receives. The reasons it may make a change include changes in industry or economic conditions or changes in the way Bendigo and Adelaide Bank Limited earns revenue.

The change may be to the method of calculation of margin, the amount of margin, commission and fee income or a change of a margin to a commission or vice versa. This may affect the amount of revenue the company receives on a particular product or service. The effect of the change on the revenue earned by the company is entirely dependent on the change.

Notes to the financial statements (continued)

Note 1. Summary of significant accounting policies (*continued*)

b Revenue (*continued*)

Discretionary financial contributions (continued)

If Bendigo and Adelaide Bank Limited makes a change to the margin or commission on core banking products and services, it must not reduce the margin and commission the company receives on core banking products and services Bendigo and Adelaide Bank Limited attributes to the company to less than 50% (on an aggregate basis of Bendigo and Adelaide Bank Limited's margin at that time. For other products and services, there is no restriction on the change Bendigo and Adelaide Bank Limited may make.

Bendigo and Adelaide Bank Limited must give the company 30 days notice before it changes the products and services on which margin, commission or fee income is paid, the method of calculation of margin and the amount of margin, commission or fee income.

Monitoring and changing financial return

Bendigo and Adelaide Bank Limited monitors the distribution of financial return between **Community Bank** companies and Bendigo and Adelaide Bank Limited on an ongoing basis.

Overall, Bendigo and Adelaide Bank Limited has made it clear that the **Community Bank** model is based on the principle of shared reward for shared effort. In particular, in relation to core banking products and services, the aim is to achieve an equal share of Bendigo and Adelaide Bank Limited's margin.

c Income tax

Current tax

Current tax is calculated by reference to the amount of income taxes payable or recoverable in respect of the taxable profit or loss for the period. It is calculated using tax rates and tax laws that have been enacted or substantively enacted by reporting date. Current tax for current and prior periods is recognised as a liability (or asset to the extent that it is payable (or refundable).

Deferred tax

Deferred tax is accounted for using the balance sheet liability method on temporary differences arising from differences between the carrying amount of assets and liabilities in the financial statements and the corresponding tax base of those items.

In principle, deferred tax liabilities are recognised for all taxable temporary differences. Deferred tax assets are recognised to the extent that it is probable that sufficient taxable amounts will be available against which deductible temporary differences or unused tax losses and tax offsets can be utilised. However, deferred tax assets and liabilities are not recognised if the temporary differences giving rise to them arise from the initial recognition of assets and liabilities (other than as a result of a business combination which affects neither taxable income nor accounting profit. Furthermore, a deferred tax liability is not recognised in relation to taxable temporary differences arising from goodwill.

Deferred tax assets and liabilities are measured at the tax rates that are expected to apply to the period(s) when the asset and liability giving rise to them are realised or settled, based on tax rates (and tax laws that have been enacted or substantively enacted by reporting date. The measurement of deferred tax liabilities reflects the tax consequences that would follow from the manner in which the entity expects, at the reporting date, to recover or settle the carrying amount of its assets and liabilities.

Deferred tax assets and liabilities are offset when there is a legally enforceable right to offset current tax and when the balances relate to taxes levied by the same taxation authority and the entity intends to settle its tax assets and liabilities on a net basis.

Current and deferred tax for the period

Current and deferred tax is recognised as an expense or income in the Statement of Profit or Loss and Other Comprehensive Income, except when it relates to items credited or debited to equity, in which case the deferred tax is also recognised directly in equity, or where it arises from initial accounting for a business combination, in which case it is taken into account in the determination of goodwill or gain from a bargain purchase.

Notes to the financial statements (continued)

Note 1. Summary of significant accounting policies (continued)

d) Employee entitlements

Provision is made for the company's liability for employee benefits arising from services rendered by employees to balance date. Employee benefits that are expected to be settled within one year have been measured at the amounts expected to be paid when the liability is settled, plus related on-costs. Employee benefits payable later than one year have been measured at the present value of the estimated future cash outflows to be made for those benefits.

The company contributes to a defined contribution plan. Contributions to employee superannuation funds are charged against income as incurred.

e) Cash and cash equivalents

For the purposes of the Statement of Cash Flows, cash includes cash on hand and in banks and investments in money market instruments, net of outstanding bank overdrafts. Bank overdrafts are shown within borrowings in current liabilities on the Balance Sheet.

f) Trade receivables and payables

Receivables are carried at their amounts due. The collectability of debts is assessed at balance date and specific provision is made for any doubtful accounts. Liabilities for trade creditors and other amounts are carried at cost that is the fair value of the consideration to be paid in the future for goods and services received, whether or not billed to the company.

g) Property, plant and equipment

Plant and equipment, leasehold improvements and equipment under finance lease are stated at cost less accumulated depreciation and impairment. Cost includes expenditure that is directly attributable to the acquisition of the item. In the event that settlement of all or part of the purchase consideration is deferred, cost is determined by discounting the amounts payable in the future to their present value as at the date of acquisition.

Depreciation is provided on property, plant and equipment, including freehold buildings but excluding land. Depreciation is calculated on a straight line basis so as to write off the net cost of each asset over its expected useful life to its estimated residual value. Leasehold improvements are depreciated at the rate equivalent to the available building allowance using the straight line method. The estimated useful lives, residual values and depreciation method are reviewed at the end of each annual reporting period.

The following estimated useful lives are used in the calculation of depreciation:

- leasehold improvements	5 - 15	years
- plant and equipment	2.5 - 40	years

h) Intangibles

The franchise fee paid to Bendigo and Adelaide Bank Limited has been recorded at cost and is amortised on a straight line basis over the life of the franchise agreement.

The renewal processing fee paid to Bendigo and Adelaide Bank Limited when renewing the franchise agreement has also been recorded at cost and is amortised on a straight line basis over the life of the franchise agreement.

i) Payment terms

Receivables and payables are non interest bearing and generally have payment terms of between 30 and 90 days.

Notes to the financial statements (continued)

Note 1. Summary of significant accounting policies (*continued*)

j) Borrowings

All loans are initially measured at the principal amount. Interest is recognised as an expense as it accrues.

k) Financial instruments

Recognition and initial measurement

Financial instruments, incorporating financial assets and financial liabilities are recognised when the entity becomes a party to the contractual provisions of the instrument.

Financial instruments (except for trade receivables) are initially measured at fair value plus transaction costs, except where the instrument is classified at fair value through profit or loss, in which case transaction costs are expensed to profit or loss immediately. Where available, quoted prices in an active market are used to determine fair value. In other circumstances, valuation techniques are adopted.

Trade receivables are initially measured at the transaction price if the trade receivables do not contain a significant financing component or if the practical expedient was applied as specified in AASB 15.63.

Classification and subsequent measurement

(i) Financial liabilities

Financial liabilities include borrowings, trade and other payables and non-derivative financial liabilities (excluding financial guarantees). They are subsequently measured at amortised cost using the effective interest rate method.

The effective interest rate is the internal rate of return of the financial asset or liability, that is, it is the rate that exactly discounts the estimated future cash flows through the expected life of the instrument to the net carrying amount at initial recognition.

(ii) Financial assets

Financial assets are subsequently measured at:

- amortised cost;
- fair value through other comprehensive income (FVOCI); or
- fair value through profit and loss (FVTPL).

A financial asset is subsequently measured at amortised cost if it meets the following conditions:

- the financial asset is managed solely to collect contractual cash flows; and
- the contractual terms within the financial asset give rise to cash flows that are solely payments of principal and interest on the principle amount outstanding on specified dates.

The company's trade and most other receivables are measured at amortised cost as well as deposits that were previously classified as held-to-maturity under AASB 139.

A financial asset is subsequently measured at FVOCI if it meets the following conditions:

- the contractual terms within the financial asset give rise to cash flows that are solely payments of principal and interest on the principle amount outstanding on specified dates; and
- the business model for managing the financial assets comprises both contractual cash flows collection and the selling of the financial asset.

By default, all other financial assets that do not meet the conditions of amortised cost and FVOCI's measurement condition are subsequently measured at FVTPL.

The company's investments in equity instruments are measured at FVTPL unless the company irrevocably elects at inception to measure at FVOCI.

Notes to the financial statements (continued)

Note 1. Summary of significant accounting policies (*continued*)

k) Financial instruments (*continued*)

Derecognition

(i) Derecognition of financial liabilities

A liability is derecognised when it is extinguished (ie when the obligation in the contract is discharged, cancelled or expires). An exchange of an existing financial liability for a new one with substantially modified terms, or a substantial modification to the terms of a financial liability, is treated as an extinguishment of the existing liability and recognition of a new financial liability.

The difference between the carrying amount of the financial liability derecognised and the consideration paid and payable, including any non-cash assets transferred or liabilities assumed, is recognised in profit or loss.

(ii) Derecognition of financial assets

A financial asset is derecognised when the holder's contractual rights to its cash flows expires, or the asset is transferred in such a way that all the risks and rewards of ownership are substantially transferred.

On derecognition of a financial asset measured at amortised cost, the difference between the asset's carrying amount and the sum of the consideration received and receivable is recognised in profit or loss.

Impairment

The company recognises a loss allowance for expected credit losses on:

- financial assets that are measured at fair value through other comprehensive income;
- lease receivables;
- loan commitments that are not measured at fair value through profit or loss; and
- financial guarantee contracts that are not measured at fair value through profit or loss.

Loss allowance is not recognised for:

- financial assets measured at fair value through profit or loss; or
- equity instruments measured at fair value through other comprehensive income.

Expected credit losses are the probability-weighted estimate of credit losses over the expected life of a financial instrument. A credit loss is the difference between all contractual cash flows that are due and all cash flows expected to be received, all discounted at the original effective interest rate of the financial instrument.

The company uses the simplified approach to impairment, as applicable under AASB 9. The simplified approach does not require tracking of changes in credit risk at every reporting period, but instead requires the recognition of lifetime expected credit loss at all times.

This approach is applicable to:

- trade receivables that result from transactions that are within the scope of AASB 15, that contain a significant financing component; and
- lease receivables.

In measuring the expected credit loss, a provision matrix for trade receivables is used, taking into consideration various data to get to an expected credit loss, (ie diversity of its customer base, appropriate groupings of its historical loss experience etc.).

Recognition of expected credit losses in financial statements

At each reporting date, the entity recognises the movement in the loss allowance as an impairment gain or loss in the statement of profit or loss and other comprehensive income.

Assets measured at fair value through other comprehensive income are recognised at fair value with changes in fair value recognised in other comprehensive income. The amount in relation to change in credit risk is transferred from other comprehensive income to profit or loss at every reporting period.

Notes to the financial statements (continued)

Note 1. Summary of significant accounting policies *(continued)*

l) Leases

Leases of fixed assets where substantially all the risks and benefits incidental to the ownership of the asset, but not the legal ownership are transferred to the company are classified as finance leases. Finance leases are capitalised by recording an asset and a liability at the lower of the amounts equal to the fair value of the leased property or the present value of the minimum lease payments, including any guaranteed residual values. Lease payments are allocated between the reduction of the lease liability and the lease interest expense for the period.

Leased assets are depreciated on a straight-line basis over the shorter of their estimated useful lives or the lease term. Lease payments for operating leases, where substantially all the risks and benefits remain with the lessor, are charged as expenses in the periods in which they are incurred. Lease incentives under operating leases are recognised as a liability and amortised on a straight-line basis over the life of the lease term.

m) Provisions

Provisions are recognised when the economic entity has a legal, equitable or constructive obligation to make a future sacrifice of economic benefits to other entities as a result of past transactions or other past events, it is probable that a future sacrifice of economic benefits will be required and a reliable estimate can be made of the amount of the obligation.

A provision for dividends is not recognised as a liability unless the dividends are declared, determined or publicly recommended on or before the reporting date.

n) Issued capital

Ordinary shares are recognised at the fair value of the consideration received by the company. Any transaction costs arising on the issue of ordinary shares are recognised directly in equity as a reduction of the share proceeds received.

o) Earnings per share

Basic earnings per share is calculated by dividing the profit attributable to equity holders of the company, excluding any costs of servicing equity other than ordinary shares, by the weighted average number of ordinary shares outstanding during the financial year, adjusted for bonus elements in ordinary shares issued during the year.

p) Goods and Services Tax

Revenues, expenses and assets are recognised net of the amount of Goods and Services Tax (GST), except where the amount of GST incurred is not recoverable from the taxation authority. In these circumstances, the GST is recognised as part of the cost of acquisition of the asset or as part of the expense.

Receivables and payables are stated with the amount of GST included. The net amount of GST recoverable from, or payable to, the taxation authority is included as part of receivables or payables in the Balance Sheet. Cash flows are included in the Statement of Cash Flows on a gross basis.

The GST components of cash flows arising from investing and financing activities which are recoverable from, or payable to, the taxation authority are classified as operating cash flows.

Notes to the financial statements (continued)

Note 2. Financial risk management

The company's activities expose it to a limited variety of financial risks: market risk (including currency risk, fair value interest risk and price risk), credit risk, liquidity risk and cash flow interest rate risk. The company's overall risk management program focuses on the unpredictability of financial markets and seeks to minimise potential adverse effects on the financial performance of the entity. The entity does not use derivative instruments.

Risk management is carried out directly by the board of directors.

(i) Market risk

The company has no exposure to any transactions denominated in a currency other than Australian dollars.

(ii) Price risk

The company is not exposed to equity securities price risk as it does not hold investments for sale or at fair value. The company is not exposed to commodity price risk.

(iii) Credit risk

The company has no significant concentrations of credit risk. It has policies in place to ensure that customers have an appropriate credit history.

Expected credit loss assessment for Bendigo and Adelaide Bank Limited

The company's franchise agreement limits the company's credit exposure to one financial institution, being Bendigo and Adelaide Bank Limited. Due to the reliance on Bendigo and Adelaide Bank Limited, the company has reviewed the credit ratings provided by Standard & Poors, Moody's and Fitch Ratings to determine the level of credit risk exposure of the company. The most recent credit rating provided by the ratings agencies is as follows:

Ratings Agency	Long-Term	Short-Term	Outlook
Standard & Poor's	BBB+	A-2	Stable
Fitch Ratings	A-	F2	Stable
Moody's	A3	P-2	Stable

Based on the above risk ratings the company has classified Bendigo and Adelaide Bank Limited as low risk.

The company has performed a historical assessment of receivables from Bendigo and Adelaide Bank Limited and found no instances of default. As a result no impairment loss allowance has been made in relation to the Bendigo & Adelaide Bank Limited receivable as at 30 June 2019.

Expected credit loss assessment for other customers

The company has performed a historical assessment of the revenue collected from other customers and found no instances of default. As a result no impairment loss allowance has been made in relation to other customers as at 30 June 2019.

(iv) Liquidity risk

Prudent liquidity management implies maintaining sufficient cash and marketable securities and the availability of funding from credit facilities. The company believes that its sound relationship with Bendigo and Adelaide Bank Limited mitigates this risk significantly.

(v) Cash flow and fair value interest rate risk

Interest-bearing assets are held with Bendigo and Adelaide Bank Limited and subject to movements in market interest. Interest-rate risk could also arise from long-term borrowings. Borrowings issued at variable rates expose the company to cash flow interest-rate risk. The company believes that its sound relationship with Bendigo and Adelaide Bank Limited mitigates this risk significantly.

Notes to the financial statements (continued)

Note 2. Financial risk management (*continued*)

(vi) Capital management

The board's policy is to maintain a strong capital base so as to sustain future development of the company. The board of directors monitor the return on capital and the level of dividends to shareholders. Capital is represented by total equity as recorded in the Balance Sheet.

In accordance with the franchise agreement, in any 12 month period, the funds distributed to shareholders shall not exceed the distribution limit.

The distribution limit is the greater of:

- (a) 20% of the profit or funds of the franchisee otherwise available for distribution to shareholders in that 12 month period; and
- (b) subject to the availability of distributable profits, the relevant rate of return multiplied by the average level of share capital of the franchisee over that 12 month period where the relevant rate of return is equal to the weighted average interest rate on 90 day bank bills over that 12 month period plus 5%.

The board is managing the growth of the business in line with this requirement. There are no other externally imposed capital requirements, although the nature of the company is such that amounts will be paid in the form of charitable donations and sponsorship. Charitable donations and sponsorship paid for the year ended 30 June 2019 can be seen in the Statement of Profit or Loss and Other Comprehensive Income.

There were no changes in the company's approach to capital management during the year.

Note 3. Critical accounting estimates and judgements

Estimates and judgements are continually evaluated and are based on historical experience and other factors, including expectations of future events that may have a financial impact on the entity and that are believed to be reasonable under the circumstances.

The company makes estimates and assumptions concerning the future. The resulting accounting estimates will, by definition, seldom equal the related actual results.

Management has identified the following critical accounting policies for which significant judgements, estimates and assumptions are made. Actual results may differ from these estimates under different assumptions and conditions and may materially affect financial results or the financial position reported in future periods.

Further details of the nature of these assumptions and conditions may be found in the relevant notes to the financial statements.

Taxation

Judgement is required in assessing whether deferred tax assets and certain tax liabilities are recognised on the balance sheet. Deferred tax assets, including those arising from carried-forward tax losses, capital losses and temporary differences, are recognised only where it is considered more likely than not that they will be recovered, which is dependent on the generation of sufficient future taxable profits.

Assumptions about the generation of future taxable profits depend on management's estimates of future cash flows. These depend on estimates of future sales volumes, operating costs, capital expenditure, dividends and other capital management transactions. Judgements are also required about the application of income tax legislation.

These judgements and assumptions are subject to risk and uncertainty. There is therefore a possibility that changes in circumstances will alter expectations, which may impact the amount of deferred tax assets and deferred tax liabilities recognised on the balance sheet and the amount of other tax losses and temporary differences not yet recognised. In such circumstances, some or all of the carrying amount of recognised deferred tax assets and liabilities may require adjustment, resulting in corresponding credit or charge to the Statement of Profit or Loss and Other Comprehensive Income.

Notes to the financial statements (continued)

Note 3. Critical accounting estimates and judgements (continued)

Estimation of useful lives of assets

The estimation of the useful lives of assets has been based on historical experience and the condition of the asset is assessed at least once per year and considered against the remaining useful life. Adjustments to useful lives are made when considered necessary.

Impairment of assets

At each reporting date, the company reviews the carrying amounts of its tangible and intangible assets that have an indefinite useful life to determine whether there is any indication that those assets have suffered an impairment loss. If any such indication exists, the recoverable amount of the asset is estimated in order to determine the extent of the impairment loss (if any). Where the asset does not generate cash flows that are independent from other assets, the entity estimates the recoverable amount of the cash-generating unit to which the asset belongs.

Recoverable amount is the higher of fair value less costs to sell and value in use. In assessing value in use, the estimated future cash flows are discounted to their present value using a pre-tax discount rate that reflects current market assessments of the time value of money and the risks specific to the asset for which the estimates of future cash flows have not been adjusted.

If the recoverable amount of an asset (or cash-generating unit) is estimated to be less than its carrying amount, the carrying amount of the asset (cash-generating unit) is reduced to its recoverable amount. An impairment loss is recognised in profit or loss immediately, unless the relevant asset is carried at fair value, in which case the impairment loss is treated as a revaluation decrease.

Where an impairment loss subsequently reverses, the carrying amount of the asset (cash-generating unit) is increased to the revised estimate of its recoverable amount, but only to the extent that the increased carrying amount does not exceed the carrying amount that would have been determined had no impairment loss been recognised for the asset (cash-generating unit) in prior years. A reversal of an impairment loss is recognised in profit or loss immediately, unless the relevant asset is carried at fair value, in which case the reversal of the impairment loss is treated as a revaluation increase.

Note 4. Revenue from ordinary activities	2019	2018
	\$	\$
Operating activities:		
- gross margin	810,518	832,018
- services commissions	132,181	114,472
- fee income	79,338	97,898
- market development fund	64,375	73,125
Total revenue from operating activities	<u>1,086,412</u>	<u>1,117,513</u>
Non-operating activities:		
- interest received	599	554
- other income	-	53,153
Total revenue from non-operating activities	<u>599</u>	<u>53,707</u>
Total revenues from ordinary activities	<u>1,087,011</u>	<u>1,171,220</u>

The other income in 2018 was prize money of \$7,000 for winning a competition. They also received \$44,954 from Charter Hall which was due to the company being able to retain the excess funds from a contribution made for the Secret Harbor branch fit out.

Notes to the financial statements (continued)

Note 5.	Expenses	2019	2018
		\$	\$
	Depreciation of non-current assets:		
	- plant and equipment	3,462	3,052
	- leasehold improvements	2,551	2,572
	- low value pool	8	11
	Amortisation of non-current assets:		
	- franchise agreement	4,503	4,503
	- franchise renewal fee	22,513	22,513
		<u>33,037</u>	<u>32,651</u>
	Finance costs:		
	- interest paid	<u>24,207</u>	<u>23,444</u>
	Bad debts	<u>275</u>	<u>403</u>

Note 6.	Income tax expense/(credit)		
	The components of tax expense/(credit) comprise:		
	- Recoupment of prior year tax losses	8,060	14,519
	- Movement in deferred tax	7,657	(6,055)
	- Future income tax benefit attributable to losses brought to account	-	(301,468)
		<u>15,717</u>	<u>(293,004)</u>
	The prima facie tax on profit from ordinary activities before income tax is reconciled to the income tax expense/(credit) as follows:		
	Operating profit	56,483	30,778
	Prima facie tax on profit from ordinary activities at 27.5% (2018: 27.5%)	15,533	8,464
	Add tax effect of:		
	- non-deductible expenses	184	-
	- timing difference expenses	(7,657)	6,055
		<u>8,060</u>	<u>14,519</u>
	Current year tax		
	Movement in deferred tax	7,657	(6,055)
	Future income tax benefit attributable to losses brought to account	-	(301,468)
		<u>15,717</u>	<u>(293,004)</u>

Note 7.	Cash and cash equivalents		
	Cash at bank and on hand	<u>61,311</u>	<u>60,720</u>

Notes to the financial statements (continued)

Note 7.(a) Reconciliation to cash flow statement	2019	2018
	\$	\$

The above figures reconcile to the amount of cash shown in the statement of cash flows at the end of the financial year as follows:

Cash at bank and on hand		61,311	60,720
Bank overdraft	13	-	(48,331)
		<u>61,311</u>	<u>12,389</u>

Note 8. Trade and other receivables

Trade receivables	80,941	84,484
Prepayments	11,165	13,256
Other receivables and accruals	356	356
	<u>92,462</u>	<u>98,096</u>

Note 9. Property, plant and equipment

Leasehold improvements		
At cost	204,970	204,970
Less accumulated depreciation	(199,919)	(197,368)
	<u>5,051</u>	<u>7,602</u>
Plant and equipment		
At cost	47,913	43,793
Less accumulated depreciation	(33,522)	(30,060)
	<u>14,391</u>	<u>13,733</u>
Low value pool		
At cost	115	115
Less accumulated depreciation	(96)	(88)
	<u>19</u>	<u>27</u>
Total written down amount	<u>19,461</u>	<u>21,362</u>

Notes to the financial statements (continued)

Note 9. Property, plant and equipment (<i>continued</i>)	2019	2018
	\$	\$
Movements in carrying amounts:		
Leasehold improvements		
Carrying amount at beginning	7,602	10,174
Additions	-	-
Disposals	-	-
Less: depreciation expense	(2,551)	(2,572)
Carrying amount at end	<u>5,051</u>	<u>7,602</u>
Plant and equipment		
Carrying amount at beginning	13,733	16,785
Additions	4,120	-
Disposals	-	-
Less: depreciation expense	(3,462)	(3,052)
Carrying amount at end	<u>14,391</u>	<u>13,733</u>
Low value pool		
Carrying amount at beginning	27	38
Additions	-	-
Disposals	-	-
Less: depreciation expense	(8)	(11)
Carrying amount at end	<u>19</u>	<u>27</u>
Total written down amount	<u>19,461</u>	<u>21,362</u>
Note 10. Intangible assets		
Establishment fee		
At cost	70,000	70,000
Less: accumulated amortisation	(70,000)	(70,000)
	<u>-</u>	<u>-</u>
Renewal processing fee		
At cost	187,271	187,271
Less: accumulated amortisation	(176,198)	(153,684)
	<u>11,073</u>	<u>33,587</u>
Franchise fee (Rockingham)		
At cost	26,111	26,111
Less: accumulated amortisation	(25,030)	(22,796)
	<u>1,081</u>	<u>3,315</u>

Notes to the financial statements (continued)

Note 10. Intangible assets (continued)	2019	2018
	\$	\$
Franchise fee (Secret Harbor)		
At cost	21,343	21,343
Less: accumulated amortisation	(20,208)	(17,940)
	<u>1,135</u>	<u>3,403</u>
Total written down amount	<u>13,289</u>	<u>40,305</u>

Note 11. Tax

Non-current:

Deferred tax assets		
- accruals	743	743
- employee provisions	17,695	25,875
- tax losses carried forward	264,298	272,359
	<u>282,736</u>	<u>298,977</u>
Deferred tax liability		
- accruals	97	98
- property, plant and equipment	5,352	5,875
	<u>5,449</u>	<u>5,973</u>
Net deferred tax asset	<u>277,287</u>	<u>293,004</u>
Movement in deferred tax charged to Statement of Profit or Loss and Other Comprehensive Income	<u>15,717</u>	<u>(293,004)</u>

Note 12. Trade and other payables

Current:

Trade creditors	6,910	-
Other creditors and accruals	22,980	42,257
	<u>29,890</u>	<u>42,257</u>

Notes to the financial statements (continued)

Note 13. Borrowings	2019	2018
	\$	\$
Current:		
Bank overdrafts	-	48,331
Non-current:		
Bank loans	600,000	600,000

The approved overdraft limit for the Bendigo Business Solutions Account is \$100,000. At balance date, the overdraft was not drawn upon.

Bank loans are repayable (interest only) monthly for 3 years expiring 14 November 2019 at which time repayments will be interest and principal. Interest is recognised at an average rate of 4.03% (2018: 3.70%). The loans are secured by a fixed and floating charge over the company's assets.

Note 14. Provisions		
Current:		
Provision for annual leave	26,753	50,579
Provision for long service leave	31,236	20,201
	<u>57,989</u>	<u>70,780</u>
Non-Current:		
Provision for long service leave	<u>6,358</u>	<u>23,312</u>

Note 15. Issued capital		
703,020 ordinary shares fully paid (2018: 703,020)	<u>703,020</u>	<u>703,020</u>

Rights attached to shares

(a) Voting rights

Subject to some limited exceptions, each member has the right to vote at a general meeting.

On a show of hands or a poll, each member attending the meeting (whether they are attending the meeting in person or by attorney, corporate representative or proxy has one vote, regardless of the number of shares held. However, where a person attends a meeting in person and is entitled to vote in more than one capacity (for example, the person is a member and has also been appointed as proxy for another member that person may only exercise one vote on a show of hands. On a poll, that person may exercise one vote as a member and one vote for each other member that person represents as duly appointed attorney, corporate representative or proxy.

The purpose of giving each member only one vote, regardless of the number of shares held, is to reflect the nature of the company as a community based company, by providing that all members of the community who have contributed to the establishment and ongoing operation of the **Community Bank** branch have the same ability to influence the operation of the company.

Notes to the financial statements (continued)

Note 15. Issued capital (*continued*)

Rights attached to shares (*continued*)

(b) *Dividends*

Generally, dividends are payable to members in proportion to the amount of the share capital paid up on the shares held by them, subject to any special rights and restrictions for the time being attaching to shares. The franchise agreement with Bendigo and Adelaide Bank Limited contains a limit on the level of profits or funds that may be distributed to shareholders. There is also a restriction on the payment of dividends to certain shareholders if they have a prohibited shareholding interest (see below).

(c) *Transfer*

Generally, ordinary shares are freely transferable. However, the directors have a discretion to refuse to register a transfer of shares.

Subject to the foregoing, shareholders may transfer shares by a proper transfer effected in accordance with the company's constitution and the *Corporations Act 2001*.

Prohibited shareholding interest

A person must not have a prohibited shareholding interest in the company.

In summary, a person has a prohibited shareholding interest if any of the following applies:

- They control or own 10% or more of the shares in the company (the "10% limit").
- In the opinion of the board they do not have a close connection to the community or communities in which the company predominantly carries on business (the "close connection test").
- Where the person is a shareholder, after the transfer of shares in the company to that person the number of shareholders in the company is (or would be) lower than the base number (the "base number test"). The base number is 385. As at the date of this report, the company had 434 shareholders.

As with voting rights, the purpose of this prohibited shareholding provision is to reflect the community-based nature of the company.

Where a person has a prohibited shareholding interest, the voting and dividend rights attaching to the shares in which the person (and his or her associates) have a prohibited shareholding interest, are suspended.

The board has the power to request information from a person who has (or is suspected by the board of having) a legal or beneficial interest in any shares in the company or any voting power in the company, for the purpose of determining whether a person has a prohibited shareholding interest. If the board becomes aware that a member has a prohibited shareholding interest, it must serve a notice requiring the member (or the member's associate) to dispose of the number of shares the board considers necessary to remedy the breach. If a person fails to comply with such a notice within a specified period (that must be between three and six months), the board is authorised to sell the specified shares on behalf of that person. The holder will be entitled to the consideration from the sale of the shares, less any expenses incurred by the board in selling or otherwise dealing with those shares.

In the constitution, members acknowledge and recognise that the exercise of the powers given to the board may cause considerable disadvantage to individual members, but that such a result may be necessary to enforce the prohibition.

Notes to the financial statements (continued)

Note 16. Accumulated losses	2019	2018
	\$	\$
Balance at the beginning of the financial year	(974,213)	(1,297,995)
Net profit from ordinary activities after income tax	40,766	323,782
Balance at the end of the financial year	<u>(933,447)</u>	<u>(974,213)</u>

Note 17. Statement of cash flows

Reconciliation of profit from ordinary activities after tax to net cash provided by operating activities

Profit from ordinary activities after income tax	40,766	323,782
Non cash items:		
- depreciation	6,021	5,635
- amortisation	27,016	27,016
Changes in assets and liabilities:		
- (increase)/decrease in receivables	5,634	(7,870)
- (increase)/decrease in other assets	15,717	(293,004)
- increase/(decrease) in payables	10,696	(20,908)
- increase/(decrease) in provisions	(29,745)	16,382
Net cash flows provided by operating activities	<u>76,105</u>	<u>51,033</u>

Note 18. Leases

Operating lease commitments

Non-cancellable operating leases contracted for but not capitalised in the financial statements

Payable - minimum lease payments:

- not later than 12 months	146,670	143,838
- between 12 months and 5 years	545,508	575,354
- greater than 5 years	96,707	196,777
	<u>788,885</u>	<u>915,969</u>

The Rockingham branch lease is a 5-year non-cancellable lease. Rent is payable monthly in advance and the lease ends in June 2023.

The Secret Harbour branch lease is an 8-year non-cancellable lease. Rent is payable monthly in advance. The lease commenced 23 May 2017 and ends on 23 May 2025.

Notes to the financial statements (continued)

Note 19. Auditor's remuneration	2019	2018
	\$	\$
Amounts received or due and receivable by the auditor of the company for:		
- audit and review services	4,600	4,400
- share registry services	6,464	1,885
- non audit services	2,430	3,861
	<u>13,494</u>	<u>10,146</u>

Note 20. Director and related party disclosures

The names of directors who have held office during the financial year are:

Barbara Lorraine Holland
Donna Leanne Bates
Paul Flannery
Nino Sekyere-Boakye
Nii Laryea Odamtten
Ronald William Pease
Sarah Meghan Blake (*Appointed 29 April 2019*)

No director's fees have been paid as the positions are held on a voluntary basis.

Directors Shareholdings	<u>2019</u>	<u>2018</u>
Barbara Lorraine Holland	-	-
Donna Leanne Bates	-	-
Paul Flannery	-	-
Nino Sekyere-Boakye	-	-
Nii Laryea Odamtten	-	-
Ronald William Pease	-	-
Sarah Meghan Blake (<i>Appointed 29 April 2019</i>)	-	-

There was no movement in directors shareholdings during the year.

Note 21. Franking account	2019	2018
	\$	\$
a. Franking account balance		
Franking credits available for subsequent reporting periods are:		
- franking account balance as at the end of the financial year	48,444	48,444
- franking credits that will arise from payment of income tax as at the end of the financial year	-	-
- franking debits that will arise from the payment of dividends recognised as a liability at the end of the financial year	-	-
	<u> </u>	<u> </u>

Notes to the financial statements (continued)

Note 21. Franking account (continued)	2019	2018
	\$	\$
Franking credits available for future financial reporting periods:	48,444	48,444
- franking debits that will arise from payment of dividends proposed or declared before the financial report was authorised for use but not recognised as a distribution to equity holders during the period	-	-
Net franking credits available	<u>48,444</u>	<u>48,444</u>

Note 22. Key management personnel disclosures

No director of the company receives remuneration for services as a company director or committee member.

There are no executives within the company whose remuneration is required to be disclosed.

Community Bank Directors' Privileges Package

The board has adopted the **Community Bank** Directors' Privileges Package. The package is available to all directors, who can elect to avail themselves of the benefits based on their personal banking with the **Community Bank** branches at Rockingham and Secret Harbour. There is no requirement to own BEN shares and there is no qualification period to qualify to utilise the benefits. The package mirrors the benefits currently available to Bendigo and Adelaide Bank Limited shareholders. The total benefits received by the directors from the Directors' Privilege Package are \$200 for the year ended 30 June 2019 (2018: \$200).

Note 23. Earnings per share	2019	2018
	\$	\$
(a) Profit attributable to the ordinary equity holders of the company used in calculating earnings per share	40,766	323,782
	Number	Number
(b) Weighted average number of ordinary shares used as the denominator in calculating basic earnings per share	703,020	703,020

Note 24. Events occurring after the reporting date

There have been no events after the end of the financial year that would materially affect the financial statements.

Note 25. Contingent liabilities and contingent assets

There were no contingent liabilities or contingent assets at the date of this report to affect the financial statements.

Notes to the financial statements (continued)

Note 26. Segment reporting

The economic entity operates in the service sector where it facilitates **Community Bank** services in Rockingham and Secret Harbour, Western Australia pursuant to a franchise agreement with Bendigo and Adelaide Bank Limited.

Note 27. Registered office/Principal place of business

The entity is a company limited by shares, incorporated and domiciled in Australia. The registered office and principal place of business is:

Registered Office	Principal Places of Business
61 - 65 Bull Street Bendigo VIC 3550	Shop 1, 1 Kent Street Rockingham WA 6168
	Shop 132, 420 Secret Harbor Boulevard Secret Harbour WA 6173

Notes to the financial statements (continued)

Note 28. Financial instruments

Financial Instrument Composition and Maturity Analysis

The table below reflects the undiscounted contractual settlement terms for all financial instruments, as well as the settlement period for instruments with a fixed period of maturity and interest rate.

Financial instrument	Floating interest		Fixed interest rate maturing in						Non interest bearing		Weighted average	
			1 year or less		Over 1 to 5 years		Over 5 years					
	2019	2018	2019	2018	2019	2018	2019	2018	2019	2018	2019	2018
	\$	\$	\$	\$	\$	\$	\$	\$	\$	\$	%	%
Financial assets												
Cash and cash equivalents	61,111	60,520	-	-	-	-	-	-	200	200	0.52	3.50
Receivables	-	-	-	-	-	-	-	-	80,941	84,484	N/A	N/A
Financial liabilities												
Interest bearing liabilities	-	48,331	-	-	600,000	600,000	-	-	-	-	4.03	3.70
Payables	-	-	-	-	-	-	-	-	6,910	-	N/A	N/A

Net Fair Values

The net fair values of financial assets and liabilities approximate the carrying values as disclosed in the balance sheet. The company does not have any unrecognised financial instruments at the year end.

Credit Risk

The maximum exposure to credit risk at balance date to recognised financial assets is the carrying amount of those assets as disclosed in the balance sheet and notes to the financial statements.

There are no material credit risk exposures to any single debtor or group of debtors under financial instruments entered into by the economic entity.

Interest Rate Risk

Interest rate risk refers to the risk that the value of a financial instrument or cash flows associated with the instrument will fluctuate due to changes in market interest rates. Interest rate risk arises from the interest bearing financial assets and liabilities in place subject to variable interest rates, as outlined above.

Sensitivity Analysis

The company has performed sensitivity analysis relating to its exposure to interest rate risk at balance date. This sensitivity analysis demonstrates the effect on the current year results and equity which could result from a change in interest rates.

As at 30 June 2019, the effect on profit and equity as a result of changes in interest rate, with all other variables remaining constant would be as follows:

	2019	2018
	\$	\$
Change in profit/(loss)		
Increase in interest rate by 1%	(5,389)	(5,878)
Decrease in interest rate by 1%	5,389	5,878
Change in equity		
Increase in interest rate by 1%	(5,389)	(5,878)
Decrease in interest rate by 1%	5,389	5,878


Directors' declaration

In accordance with a resolution of the directors of Rockingham Community Financial Services Limited, we state that:

In the opinion of the directors:

- (a) the financial statements and notes of the company are in accordance with the *Corporations Act 2001*, including:
 - (i) giving a true and fair view of the company's financial position as at 30 June 2019 and of its performance for the financial year ended on that date; and
 - (ii) complying with Accounting Standards, the Corporations Regulations 2001 and other mandatory professional reporting requirements; and
- (b) there are reasonable grounds to believe that the company will be able to pay its debts as and when they become due and payable.
- (c) the audited remuneration disclosures set out in the remuneration report section of the directors' report comply with Accounting Standard AASB124 Related Party Disclosures and the Corporations Regulations 2001.

This declaration is made in accordance with a resolution of the board of directors.



Barbara Lorraine Holland, Chair

Signed on the 26th of August 2019.

Independent audit report



Independent auditor's report to the members of Rockingham Community Financial Services Limited

Report on the audit of the financial report

Our opinion

In our opinion, the accompanying financial report of Rockingham Community Financial Services Limited, is in accordance with the *Corporations Act 2001*, including:

- i. giving a true and fair view of the company's financial position as at 30 June 2019 and of its financial performance for the year ended; and
- ii. complying with Australian Accounting Standards.

What we have audited

Rockingham Community Financial Services Limited's (the company) financial report comprises the:

- ✓ Statement of profit or loss and other comprehensive income
- ✓ Balance sheet
- ✓ Statement of changes in equity
- ✓ Statement of cash flows
- ✓ Notes comprising a summary of significant accounting policies and other explanatory notes
- ✓ The directors' declaration of the company.

Basis for opinion

We conducted our audit in accordance with Australian Auditing Standards. Our responsibilities under those standards are further described in the *Auditor's Responsibilities for the Audit of the Financial Report* section of our report.

In conducting our audit, we have complied with the independence requirements of the *Corporations Act 2001*. We are independent of the company in accordance with the auditor independence requirements of the *Corporations Act 2001* and the ethical requirements of the Accounting Professional and Ethical Standards Board's *APES 110 Code of Ethics for Professional Accountants* (the Code) that are relevant to our audit of the financial report in Australia. We have also fulfilled our other ethical responsibilities in accordance with the Code.

We believe that the audit evidence we have obtained is sufficient and appropriate to provide a basis for our audit opinion.

Other information

The company usually prepares an annual report that will include the financial statements, directors' report and declaration and our independence declaration and audit report (the financial report). The annual report may also include "other information" on the entity's operations and financial results and financial position as set out in the financial report, typically in a Chairman's report and Manager's report, and reports covering governance and shareholder matters.

Independent audit report (continued)

The directors are responsible for the other information. The annual report is expected to be made available to us after the date of this auditor's report.

Our opinion on the financial report does not cover the other information and accordingly we will not express any form of assurance conclusion thereon.

Our responsibility is to read the other information identified above when it becomes available and, in doing so, consider whether the other information is materially inconsistent with the financial report or our knowledge obtained in the audit, or otherwise appears to be materially misstated.

If we identify that a material inconsistency appears to exist when we read the annual report (or become aware that the other information appears to be materially misstated), we will discuss the matter with the directors and where we believe that a material misstatement of the other information exists, we will request management to correct the other information.

Directors' responsibility for the financial report

The directors of the company are responsible for the preparation of the financial report that it gives a true and fair view in accordance with Australian Accounting Standards and the *Corporations Act 2001* and for such internal control as the directors determine is necessary to enable the preparation of the financial report that is free from material misstatement, whether due to fraud or error.

In preparing the financial report, the directors are responsible for assessing the company's ability to continue as a going concern, disclosing as applicable, matters related to going concern and using the going concern basis of accounting unless the directors either intend to liquidate the company or cease operations, or have no realistic alternative but to do so.

Auditor's responsibility for the audit of the financial report

Our objectives are to obtain reasonable assurance about whether the financial report as a whole is free from material misstatement, whether due to fraud or error, and to issue an auditor's report that includes our opinion. Reasonable assurance is a high level of assurance, but is not a guarantee that an audit conducted in accordance with the Australian Auditing Standards will always detect a material misstatement when it exists. Misstatement can arise from fraud or error and are considered material if, individually or in aggregate, they could reasonably be expected to influence the economic decisions of users taken on the basis of this financial report.

A further description of our responsibilities for the audit of the financial report is located at the Auditing and Assurance Standards Board website at: <http://www.auasb.gov.au/home.aspx>. This description forms part of our auditor's report.



Andrew Frewin Stewart
61 Bull Street, Bendigo, 3550
Dated: 26 August 2019



Joshua Griffin
Lead Auditor

Rockingham Community Bank Branch
3 Kent Street, Rockingham WA 6168
Phone: 9528 6377 Fax: 9528 7553
Email: rockinghammailbox@bendigoadelaide.com.au

Secret Harbour Community Bank Branch
Shop 132, Secret Harbour Shopping Centre, 420 Secret Harbour Blvd, Secret Harbour WA 6173
Phone: 9523 9250 Fax: 9524 6532
Email: secretharbourmailbox@bendigoadelaide.com.au

Franchisee: Rockingham Community Financial Services Limited
3 Kent Street, Rockingham WA 6168
Phone: 9528 6377 Fax: 9528 7553
ABN: 69 102 349 655
Email: companysecretary@rcfsl.com.au

Share Registry:
AFS & Associates

www.bendigobank.com.au/rockingham
www.facebook.com/Secret-Harbour-and-Rockingham-Community-Bank-branches

(BNPAR19064) (10/19)



bendigobank.com.au

