

Community Balance Sheet

2017/18

More than \$205 million in **Community Bank[®]** contributions

San Remo District Financial Services Limited



Projects Funded

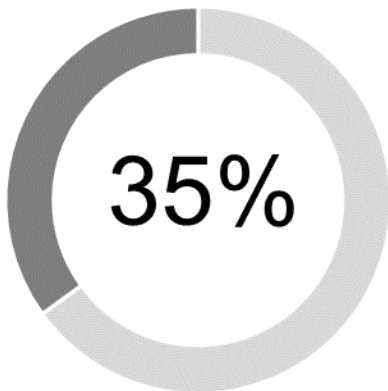
67



Community Project Investment

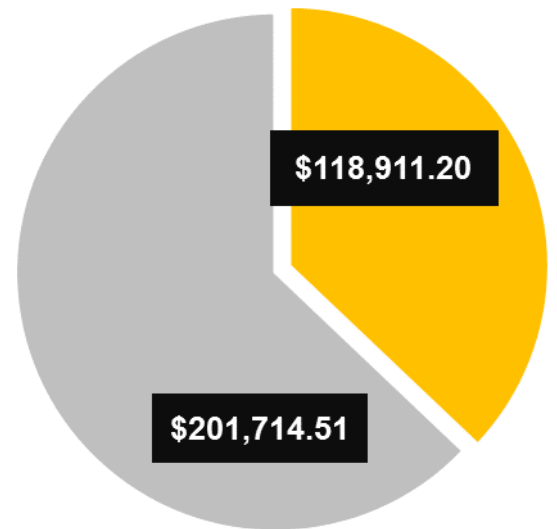
\$320,625.71

Biggest Impact Area
Community Facilities & Infrastructure



Total Investment by Theme

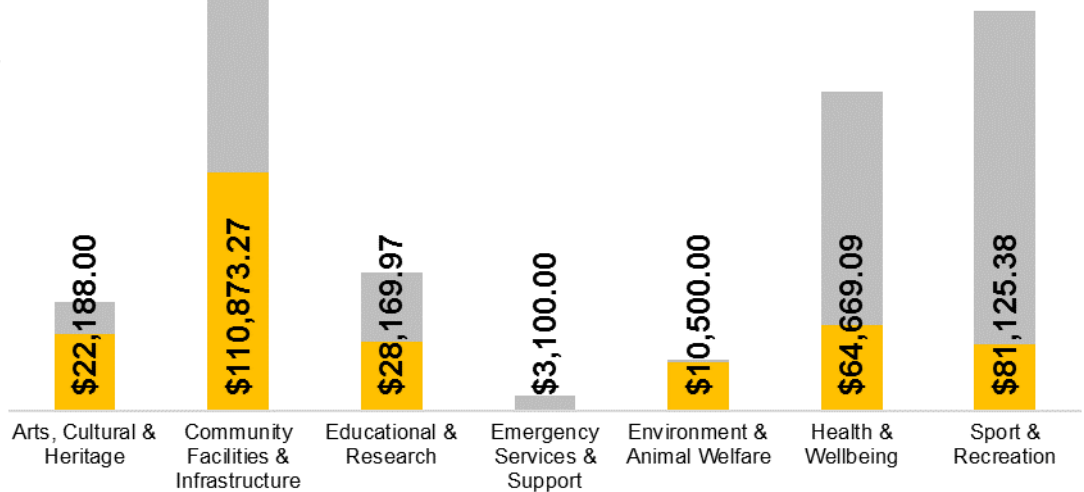
- Donations
- Grants
- Sponsorships



This chart (above) demonstrates the highest percentage of funds distributed across the three themes, (Donations, Grants and Sponsorships), into a particular sector; the sector with the largest portion of contributions.

- Donations
- Grants
- Sponsorships

This graph (right) showcases the total contributions by theme (Donations, Grants and Sponsorships), broken down by sector (Health & Wellbeing, Sport & Recreation etc.), to highlight overall investment.



Cowes **Community Bank[®]** Branch
 Grantville & District **Community Bank[®]** Branch
 San Remo & District **Community Bank[®]** Branch

