

Shoalhaven Community Financial Services Ltd
ABN 77 128 253 065

Trading as

Nowra & District Community Bank
Branch of Bendigo & Adelaide Bank Ltd

Financial Report
For the year ended 30 June 2015

CHAIRMAN'S REPORT TO AGM – 25th November 2015

It is my pleasure to present the Eighth Annual Chairman's Report for Shoalhaven Community Financial Services Limited (SCFSL).

Welcome to our two new Directors Pam Gogkur and Simone Hunt. Pam brings to our Board financial expertise with Simone contributing absolute commitment to the **Community Bank®** model and community involvement. Thanks go to John Tobin who took on the role of Treasurer/Secretary but will be stepping down at our Annual General Meeting (AGM) in November. We have employed a Secretary/Treasurer, Mrs Jane Fisher, to take on this role. The Board will then be only four people, so we extend an invitation to shareholders to step up to take a position on the Board to assist the Branch in bringing SCFSL to be a profitable entity.

Congratulations and thanks go to our team at the branch for the continued support and passion for the concept of the **Community Bank®** model. Staff give total commitment to Heather both during work hours and when required for extra duties outside these hours.

Our Manager, Heather Darlington, continues to bring her banking expertise to the branch and her passion and enthusiasm creates a positive friendly working environment. This is supported from the affirmation and positive feedback from customers.

Thank you to our Auditors Daley and Co, (Michael Mundt in particular) and to our accountant, Matthew Lees, Morton and Cord, in providing financial guidance both to the Board and the Auditors. Although financially we are still in a negative position our losses have been considerably reduced due to careful cash flow management.

The following information details just some of the success the **Community Bank®** network Australia-wide have achieved:

- Over \$130 million return to the community since the model's inception
- 310 **Community Bank®** branches
- Banking business - \$28.79 billion
- 1,946 company Directors
- 699,000 customers

Our **Community Bank®** branch once again has been able to play a small role in this milestone with sponsorships, grants and donations some of which include in this financial year:

- Berry CWA \$2,000
- Naidoc Awards Dinner \$2,000
- PCYC \$500
- NRL Kids Footy Boot Camp \$7,000
- Bendigo Bank Aerial Patrol \$1,500
- Gilmore Youth Leadership \$1,100
- Shoalhaven Eisteddfod \$1,000
- Zero 2 Nine Bub & Kids Expo \$1,300
- Shoalhaven Business Awards \$3,000
- Shoalhaven Business Chamber \$4,000

These investments once again have been possible as a result of the Market Development Fund (MDF). This fund is income we receive based on the level of business we hold at our branch. For every one million dollars on our books, we receive \$1,000 per year, up to a maximum of \$50,000. As we now have over \$50 million on our books, we will receive \$50,000 per year in MDF funding. To comply with

our franchise agreement, MDF funds must be spent on business development, mainly sponsorship funding, not for dividend to shareholders.

However, this next financial year, together with Sanctuary Point **Community Bank®** Branch, we are proud to announce that we are Gold Sponsors for a Kidzfix Charity Project to purchase a NETS ambulance (Newborn and Paediatric Emergency Transport Service) ambulance for the South Coast. Kidzfix Foundation is an organisation aiming to change children's lives in a real and measurable way.

To achieve profitability we need not only the support of the Board but all shareholders. Help us spread the word that our branch offers competitive pricing and excellent service.

We also need to ensure that all shareholders bank with us. If you are not currently a Nowra **Community Bank®** Branch customer, please give Heather and her team the opportunity to meet with you and find solutions to meet your banking needs.

Maria Emery

Chair

Shoalhaven Community Financial Services Limited

Manager's Report
Year ended 30 June 2015

The financial year ending 30 June 2015 was again considered a success with continued growth of the branch.

Our customer base grew by a net 323 new customers bringing our total customer numbers to 1,945 as at 30 June 2015 representing a growth of 20% for the financial year. At a time when some banks are encouraging customers not to use face to face banking, our teller transaction numbers are increasing month on month and I believe this attests to the excellent service provided by our staff ensuring customers enjoy their banking experience.

As a **Community Bank®** branch, we continue to assist in community events with the staff giving their own time on numerous occasions, waiving the flag for Nowra **Community Bank®** Branch. I am extremely proud to be part of such a team.

We are now into our second year of continual advertising on the radio stations Power FM and 2ST with those ads assisting in putting Nowra **Community Bank®** Branch in the forefront of those looking for a bank to assist with their financial requirements.

Much of our growth however, is achieved through word of mouth referrals by satisfied customers. So if you do not bank with us or if we are not your main bank, then I would welcome the chance to show you just how pleasant banking with us can be.

I look forward to the next 12 months and the continuance of our efforts to ensure we are the most customer connected bank with a reputation for excellent service and competitive banking products.

Regards,

Heather Darlington
Branch Manager

Nowra & District Community Bank Branch of Bendigo & Adelaide Bank Ltd Directors Report for 30 June 2015

Directors Report

The Directors present this report on the Company for the year ended 30 June 2015.

The names of the Directors in office at any time during, or since the end of, the year are:

Directors

EMERY, Maria	President, business manager
TOBIN, John	Treasurer/Secretary, retired
CARTER, Bill	Secretary, retired (resigned November 2014)
JAMES, Michael	Director, Company director (resigned November 2014)
STEWART, Jennifer	Director, general manager (resigned May 2015)
TRIBE, Jemma	Director, Councillor (resigned September 2014)
FLINT, Andrew	Director, manager
BROOKES, Gordon	Director, retired
GOKGUR, Pam	Director, chief financial officer (joined November 2014)
LOOMAN, Ingrid	Director, business proprietor (resigned July 2014)
HUNT, Simone	Director, accountant (joined August 2015)

Review of Operations

The net operating loss for the year after provision for income tax was \$16,095 (2014: loss of \$7,714).

Principal Activities

The principal activities of the Company during the course of the financial period were in providing community bank services under management rights to operate a franchised branch of the Bendigo and Adelaide Bank Limited.

There were no significant changes to the nature of those activities during the year.

Proceedings on Behalf of Company

No person has applied for leave of court to bring proceedings on behalf of the Company or intervene in any proceedings to which the Company is a party for the purpose of taking responsibility on behalf of the Company for all or any part of those proceedings. The Company was not a party to any such proceedings during the year.

Auditor's Independence Declaration

The auditor's independence declaration for the year ended 30 June 2015 has been received and can be found on page 4 of the financial report.

Significant Changes

No significant changes in the Company's state of affairs occurred during the financial year.

Directors' Benefits

Apart from those transactions detailed in Note 14, no other director has received or become entitled to receive, during or since the financial period, a benefit because of a contract made by the Company or related body corporate with a Director, a firm which a Director is a member or an entity in which a Director has a substantial financial interest.

Dividends

No dividends were declared or paid since incorporation and the Directors recommend that no dividend be paid for the current period.

Nowra & District Community Bank Branch of Bendigo & Adelaide Bank Ltd Directors Report for 30 June 2015

Options

No options over issued shares or interests in the Company were granted during or since the end of the financial year and there were no options outstanding at the date of this report

No shares were issued during or since the end of the year as a result of the exercise of an option over unissued shares or interests.

Indemnification of Officers

The Company has indemnified all Directors and the Manager in respect of liabilities to other persons (other than the Company or related body corporate) that may rise from their position as Directors or Managers of the Company except where the liability arises out of conduct involving the lack of good faith.

Insurance Premiums

During the financial year the Company has paid premiums in respect of Directors' and Officers' liability contracts for the year ended 30 June 2015 and since the financial year, the Company has paid or agreed to pay premiums in respect of such insurance contracts for the year ending 30 June 2015. Such insurance contracts insure against certain liability (subject to specific exclusions) of persons who are or have been Directors or Executive Officers of the Company.

The Directors have not included details of the nature of the liabilities cover or the amount of the premium paid in respect of the Directors' and Officers' liability and legal expenses insurance contracts, as such disclosure is prohibited under the terms of the contract.

Events Subsequent to the End of the Reporting Period

No matters of circumstances have arisen since the end of the financial year that significantly affect or may significantly affect the operations of the Company, the results of those operations, or the state of affairs of the Company, in future years.

Likely Developments

There are currently no likely developments in the entity's operations in future financial years.

Environmental Regulations

The entity's operations are not subject to any particular and significant environmental regulation under a law of the Commonwealth or of a State or Territory.

Directors

Meetings Attended

EMERY, Maria	President	8/11
TOBIN, John	Treasurer/Secretary	11/11
CARTER, Bill	Secretary (resigned November 2014)	4/5
JAMES, Michael	Director (resigned November 2014)	4/5
STEWART, Jennifer	Director (resigned May 2015)	7/10
TRIBE, Jemma	Director (resigned September 2014)	2/3
FLINT, Andrew	Director	10/11
BROOKES, Gordon	Director	7/11
GOKGUR, Pam	Director (joined November 2014)	7/8
LOOMAN, Ingrid	Director (resigned July 2014)	0/0
HUNT, Simone	Director (joined August 2015)	0/0

Nowra & District Community Bank Branch of Bendigo & Adelaide Bank Ltd Directors Report for 30 June 2015

Functional and presentation currency

The functional currency of the entity is measured using the currency of the primary economic environment in which that entity operates. The financial statements are presented in Australian dollars.

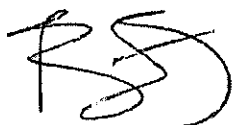
Authorised Shares

The total number of authorised shares in the entity is 844,400.

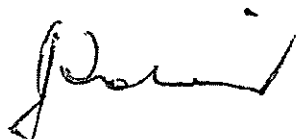
Company Secretary

John Tobin held the position of Company Secretary at the end of the financial year.

Signed in accordance with a resolution of the Board of Directors:



Pam Gokgur



John Tobin

Dated this 29th day of September 2015, Nowra



Integrated Financial Solutions

**Auditor's Independence Declaration under Section 307C of the Corporations Act 2001
To the Directors of Shoalhaven Community Financial Services Limited**

I declare that, to the best of my knowledge and belief, during the year ended 30 June 2015, there have been:

- (i) no contraventions of the auditor independence requirements as set out in the *Corporations Act 2001* in relation to the audit; and
- (ii) no contraventions of any applicable code of professional conduct in relation to the audit.

Daley & Co.

Daley & Co
Chartered Accountants

Michael Mundt

Michael Mundt
Partner

Wollongong

29 September 2015

Nowra & District Community Bank Branch of Bendigo & Adelaide
Bank Ltd

Statement of profit or loss & other comprehensive income
For the year ended 30 June 2015

	<i>Note</i>	2015	2014
		\$	\$
<i>Revenue</i>	2	523,799	507,036
<i>Other income</i>	2	17,860	17,619
<i>Employee benefits</i>		(264,832)	(260,753)
<i>Depreciation & amortisation expenses</i>		(34,922)	(33,567)
<i>Rent & occupancy expenses</i>		(81,017)	(77,713)
<i>Interest expenses</i>		(17,748)	(18,831)
<i>Information technology expenses</i>		(21,927)	(24,335)
<i>Administration expenses</i>		(128,863)	(107,099)
<i>Other administration expenses</i>		(8,445)	(10,071)
Loss before income tax		(16,095)	(7,714)
Income tax expense	3	-	-
Profit/(loss) for the year		(16,095)	(7,714)
Other comprehensive income			
<i>Other comprehensive income for the year</i>		-	-
Total comprehensive income for the year		-	-
Profit/(loss) attributable to the members of the Company		(16,095)	(7,714)

The statement of profit and loss and other comprehensive income is to be read in conjunction with the notes of the financial statements set out on pages 9 to 27.

Nowra & District Community Bank Branch of Bendigo &
 Adelaide Bank Ltd
 Statement of financial position
 As at 30 June 2015

	<i>Note</i>	2015	2014
		\$	\$
Assets			
Current assets			
Cash and cash equivalents	5	469	469
Trade and other receivables	6	40,212	41,227
Other assets	7	7,488	2,037
Total current assets		<u>48,169</u>	<u>43,733</u>
Non-current assets			
Property, plant and equipment	8	106,282	127,360
Intangible assets	9	40,926	54,770
Total non-current assets		<u>147,208</u>	<u>182,130</u>
Total assets		<u>195,377</u>	<u>225,863</u>
Liabilities			
Current liabilities			
Trade and other payables	10	59,283	48,410
Borrowings – secured	11	360,974	383,095
Provisions	12	19,789	20,524
Total current liabilities		<u>440,046</u>	<u>452,029</u>
Non-current liabilities			
Trade and other payables	10	27,688	27,688
Provisions	12	7,096	9,504
Total non-current liabilities		<u>34,784</u>	<u>37,192</u>
Total liabilities		<u>474,830</u>	<u>489,221</u>
Net assets		<u>(279,453)</u>	<u>(263,358)</u>
Equity			
Contributed equity	13	844,400	844,400
Accumulated losses		(1,123,853)	(1,107,758)
Total equity		<u>(279,453)</u>	<u>(263,358)</u>

The statement of financial position is to be read in conjunction with the notes to the financial statements set out on pages 9 to 27.

Nowra & District Community Bank Branch of Bendigo & Adelaide
Bank Ltd

Statement of changes in equity

For the year ended 30 June 2015

	Issued Capital	Accumulated Losses	Total
	\$	\$	\$
<i>Balance at 1 July, 2013</i>	844,400	(1,100,044)	(255,644)
<i>Loss for the year</i>	-	(7,714)	(7,714)
<i>Balance at 30 June, 2014</i>	844,400	(1,107,758)	(263,358)
<i>Balance at 1 July, 2014</i>	844,400	(1,107,758)	(263,358)
<i>Loss for the year</i>	-	(16,095)	(16,095)
<i>Balance at 30 June, 2015</i>	844,400	(1,123,853)	(279,453)

The statement of changes in equity is to be read in conjunction with the notes to the financial statements set out on pages 9 to 27.

Nowra & District Community Bank Branch of Bendigo
& Adelaide Bank Ltd
Statement of cash flows
For the year ended 30 June 2015

	2015	2014
	\$	\$
Cash flows from operating activities		
Receipts from operations	596,840	588,858
Payments to suppliers and employees	(556,971)	(526,845)
Cash generated from operations	39,869	62,013
Finance costs paid	(17,748)	(18,831)
Interest received	-	52
Net cash from operating activities	19(b) 22,121	43,234
Cash flows from investing activities		
Payment for intangible assets	-	(13,844)
Net cash from investing activities	-	(13,844)
Cash flows from financing activities		
Financing activities	-	-
Net cash from financing activities	-	-
Net increase in cash and cash equivalents	22,121	29,390
Cash and cash equivalents at 1 July	(382,626)	(412,016)
Cash and cash equivalents at 30 June	19(a) (360,505)	(382,626)

The statement of cash flows is to be read in conjunction with the notes to the financial statements set out on pages 9 to 27.

Nowra & District Community Bank Branch of Bendigo & Adelaide Bank Ltd

Notes to the financial statements

1. Summary of significant accounting policies

Basis of Preparation

The financial statements are general purpose financial statements that have been prepared in accordance with Australian Accounting Standards, Australian Accounting Interpretations, other authoritative pronouncements of the Australian Accounting Standards Board and the Corporations Act 2001.

Australian Accounting Standards set out accounting policies that the AASB has concluded would result in financial statements containing relevant and reliable information about transactions, events and conditions. Material accounting policies adopted in the preparation of these financial statements are presented below and have been consistently applied unless stated otherwise.

The financial statements, except for the cash flow information, have been prepared on an accruals basis and are based on historical costs, modified, where applicable, by the measurement at fair value of selected non-current assets, financial assets and financial liabilities. The amounts presented in the financial statements have been rounded to the nearest dollar.

The financial statements were authorised for issue on 29 September 2015 by the directors of the Company.

Accounting Policies

A. Revenue

Revenue from the rendering of a service is recognised upon the delivery of the service to the customers. All revenue is stated net of the amount of goods and services tax

B. Property, Plant and Equipment

Each class of property, plant and equipment is carried at cost as indicated, less, where applicable, accumulated depreciation and any impairment losses.

Plant & equipment

The depreciable amount of all fixed assets, including buildings and capitalised leased assets but excluding freehold land, is depreciated on a straight-line basis over the asset's useful life to the entity commencing from the time the asset is held ready for use.

The depreciation rates used for each class of depreciable assets are:

Class of Fixed Asset	Depreciation Rate
Leasehold improvements	5% - 10%
Plant and equipment	5% - 20%
Computer equipment	20%

The assets' residual values and useful lives are reviewed, and adjusted if appropriate, at the end of each reporting period.

An asset's carrying amount is written down immediately to its recoverable amount if the asset's carrying amount is greater than its estimated recoverable amount.

Nowra & District Community Bank Branch of Bendigo & Adelaide Bank Ltd

Notes to the financial statements

B. Property, Plant and Equipment (cont.)

Gains and losses on disposals are determined by comparing proceeds with the carrying amount. These gains or losses are recognised in profit or loss in the period in which they arise. When revalued assets are sold, amounts included in the revaluation surplus relating to that asset are transferred to retained earnings.

C. Leases

Leases of fixed assets, where substantially all the risks and benefits incidental to the ownership of the asset (but not the legal ownership) are transferred to entities in the Company, are classified as finance leases.

Finance leases are capitalised by recording an asset and a liability at the lower of the amounts equal to the fair value of the leased property or the present value of the minimum lease payments, including any guaranteed residual values. Lease payments are allocated between the reduction of the lease liability and the lease interest expense for the period.

Leased assets are depreciated on a straight-line basis over the shorter of their estimated useful lives or the lease term.

Lease payments for operating leases, where substantially all the risks and benefits remain with the lessor, are charged as expenses on a straight-line basis over the lease term.

Lease incentives under operating leases are recognised as a liability and amortised on a straight-line basis over the life of the lease term.

D. Employee Benefits

Provision is made for the Company's liability for employee benefits arising from services rendered by employees to the end of the reporting period. Employee benefits that are expected to be settled within one year have been measured at the amounts expected to be paid when the liability is settled. Employee benefits payable later than one year have not been measured at the present value of the estimated future cash outflows to be made for those benefits.

E. Provisions

Provisions are recognised when the entity has a legal or constructive obligation, as a result of past events, for which it is probable that an outflow of economic benefits will result and that outflow can be reliably measured. Provisions recognised represent the best estimate of the amounts required to settle the obligation at the end of the reporting period.

Nowra & District Community Bank Branch of Bendigo & Adelaide Bank Ltd

Notes to the financial statements

F. Cash and Cash Equivalents

Cash and cash equivalents include cash on hand, deposits held at call with banks, other short-term highly liquid investments with original maturities of three months or less, and bank overdrafts. Bank overdrafts are shown within short-term borrowings in current liabilities on the statement of financial position.

G. Trade and Other Payables

Trade and other payables represent the liabilities for goods and services received by the Company during the reporting period that remain unpaid at the end of the reporting period. The balance is recognised as a current liability with the amounts normally paid within 30 days of recognition of the liability.

H. Goods and Services Tax (GST)

Revenues, expenses and assets are recognised net of the amount of GST, except where the amount of GST incurred is not recoverable from the Australian Taxation Office (ATO).

Receivables and payables are stated inclusive of the amount of GST receivable or payable. The net amount of GST recoverable from, or payable to, the ATO is included with other receivables or payables in the statement of financial position.

Cash flows are presented on a gross basis. The GST components of cash flows arising from investing or financing activities which are recoverable from, or payable to, the ATO are presented as operating cash flows included in receipts from customers or payments to suppliers.

I. Income Tax

The income tax expense/(income) for the year comprises current income tax expense/(income) and deferred tax expense/(income).

Current income tax expense charged to profit or loss is the tax payable on taxable income. Current tax liabilities/(assets) are measured at the amounts expected to be paid to/(recovered from) the relevant taxation authority.

Deferred income tax expense reflects movements in deferred tax asset and deferred tax liability balances during the year as well as unused tax losses.

Current and deferred income tax expense/(income) is charged or credited outside profit or loss when the tax relates to items that are recognised outside profit or loss.

Except for business combinations, no deferred income tax is recognised from the initial recognition of an asset or liability where there is no effect on accounting or taxable profit or loss.

Deferred tax assets and liabilities are calculated at the tax rates that are expected to apply to the period when the asset is realised or the liability is settled, and their measurement also reflects the manner in which management expects to recover or settle the carrying amount of the related asset or liability.

With respect to non-depreciable items of property, plant and equipment measured at fair value and items of investment property measured at fair value, the related deferred tax liability or deferred tax asset is measured on the basis that the carrying amount of the asset will be recovered entirely through a sale.

Nowra & District Community Bank Branch of Bendigo & Adelaide Bank Ltd

Notes to the financial statements

I. Income Tax (cont.)

When an investment property that is depreciable and is held by the Group in a business model whose objective is to consume substantially all of the economic benefits embodied in the property through use over time (rather than through sale), the related deferred tax liability or deferred tax asset is measured on the basis that the carrying amount of such property will be recovered entirely through use.

Deferred tax assets relating to temporary differences and unused tax losses are recognised only to the extent that it is probable that future taxable profit will be available against which the benefits of the deferred tax asset can be utilised.

Where temporary differences exist in relation to investments in subsidiaries, branches, associates and joint ventures, deferred tax assets and liabilities are not recognised where the timing of the reversal of the temporary difference can be controlled and it is not probable that the reversal will occur in the foreseeable future.

Current tax assets and liabilities are offset where a legally enforceable right of set-off exists and it is intended that net settlement or simultaneous realisation and settlement of the respective asset and liability will occur. Deferred tax assets and liabilities are offset where: (a) a legally enforceable right of set-off exists; and (b) the deferred tax assets and liabilities relate to income taxes levied by the same taxation authority on either the same taxable entity or different taxable entities, where it is intended that net settlement or simultaneous realisation and settlement of the respective asset and liability will occur in future periods in which significant amounts of deferred tax assets or liabilities are expected to be recovered or settled.

J. Comparative Figures

Where required by Accounting Standards, comparative figures have been adjusted to conform with changes in presentation for the current financial year.

K. Critical Accounting Estimates & Judgments

The directors evaluate estimates and judgments incorporated into the financial statements based on historical knowledge and best available current information. Estimates assume a reasonable expectation of future events and are based on current trends and economic data, obtained both externally and within the Company.

L. Going Concern

These financial statements have been prepared on a going concern basis which contemplates the continuity of normal business activities and the realisation of assets and settlement of liabilities in the ordinary course of business.

The Company is technically insolvent in that its liabilities exceed its assets. Furthermore, current liabilities exceed current assets. This has come as a result of ongoing trading losses experienced since commencing business:

- \$16,095 in 2014/15
- \$7,714 in 2013/14; and
- \$26,654 in 2012/13

Since the balance date, the Company has continued to take steps to improve its trading performance by careful cash flow management, further reducing operating costs and reconfirming the level of support from Bendigo and Adelaide Bank Ltd in relation to the provision of the overdraft facility of \$450,000 for a period of 12 months from the date of signing this financial report (refer note 11). This allows the statutory financial report to be prepared on a going concern basis.

Whilst support has been provided, the overdraft continues to be utilised as part of the working capital of the Company, hence it is recorded as a current liability in the

Nowra & District Community Bank Branch of Bendigo & Adelaide Bank Ltd

Notes to the financial statements

L. Going Concern (cont.)

statement of financial position. As a result of the above measures, the Directors believe that the Company will continue as a going concern.

M. Financial Instruments

Initial recognition and measurement

Financial assets and financial liabilities are recognised when the entity becomes a party to the contractual provisions to the instrument. For financial assets, this is equivalent to the date that the Company commits itself to either purchase or sell the asset (ie trade date accounting is adopted).

Financial instruments are initially measured at fair value plus transaction costs except where the instrument is classified "at fair value through profit or loss", in which case transaction costs are recognised as expenses in profit or loss immediately.

Classification and subsequent measurement

Financial instruments are subsequently measured at fair value, amortised cost using the effective interest method, or cost. Where available, quoted prices in an active market are used to determine fair value. In other circumstances, valuation techniques are adopted.

Amortised cost is calculated as the amount at which the financial asset or financial liability is measured at initial recognition less principal repayments and any reduction for impairment, and adjusted for any cumulative amortisation of the difference between that initial amount and the maturity amount calculated using the *effective interest method*.

The *effective interest method* is used to allocate interest income or interest expense over the relevant period and is equivalent to the rate that exactly discounts estimated future cash payments or receipts (including fees, transaction costs and other premiums or discounts) through the expected life (or when this cannot be reliably predicted, the contractual term) of the financial instrument to the net carrying amount of the financial asset or financial liability. Revisions to expected future net cash flows will necessitate an adjustment to the carrying amount with a consequential recognition of an income or expense item in profit or loss.

(i) *Financial assets at fair value through profit or loss*

Financial assets are classified at "fair value through profit or loss" when they are either held for trading for the purpose of short-term profit taking, derivatives not held for hedging purposes, or when they are designated as such to avoid an accounting mismatch or to enable performance evaluation where a group of financial assets is managed by key management personnel on a fair value basis in accordance with a documented risk management or investment strategy. Such assets are subsequently measured at fair value with changes in carrying amount being included in profit or loss.

(ii) *Loans and receivables*

Loans and receivables are non-derivative financial assets with fixed or determinable payments that are not quoted in an active market and are subsequently measured at amortised cost. Gains or losses are recognised in profit or loss through the amortisation process and when the financial asset is derecognised.

(iii) *Held-to-maturity investments*

Held-to-maturity investments are non-derivative financial assets that have fixed maturities and fixed or determinable payments, and it is the Company's intention to hold these investments to maturity. They are subsequently measured at amortised cost. Gains or losses are recognised in profit or loss through the amortisation process and when the financial asset is derecognised.

Nowra & District Community Bank Branch of Bendigo & Adelaide Bank Ltd

Notes to the financial statements

M. Financial Instruments (cont.)

(iv) *Available-for-sale investments*

Available-for-sale investments are non-derivative financial assets that are either not capable of being classified into other categories of financial assets due to their nature or they are designated as such by management. They comprise investments in the equity of other entities where there is neither a fixed maturity nor fixed or determinable payments.

They are subsequently measured at fair value with any remeasurements other than impairment losses and foreign exchange gains and losses recognised in other comprehensive income. When the financial asset is derecognised, the cumulative gain or loss pertaining to that asset previously recognised in other comprehensive income is reclassified into profit or loss.

Available-for-sale financial assets are classified as non-current assets when they are not expected to be sold within 12 months after the end of the reporting period. All other available-for-sale financial assets are classified as current assets.

(v) *Financial liabilities*

Non-derivative financial liabilities other than financial guarantees are subsequently measured at amortised cost. Gains or losses are recognised in profit or loss through the amortisation process and when the financial liability is derecognised.

Impairment

At the end of each reporting period, the Company assesses whether there is objective evidence that a financial asset has been impaired. A financial asset or a group of financial assets will be deemed to be impaired if, and only if, there is objective evidence of impairment as a result of the occurrence of one or more events (a "loss event"), which has an impact on the estimated future cash flows of the financial asset(s).

In the case of available-for-sale financial assets, a significant or prolonged decline in the market value of the instrument is considered a loss event. Impairment losses are recognised in profit or loss immediately. Also, any cumulative decline in fair value previously recognised in other comprehensive income is reclassified into profit or loss at this point.

In the case of financial assets carried at amortised cost, loss events may include: indications that the debtors, or a group of debtors, are experiencing significant financial difficulty, default or delinquency in interest or principal payments; indications that they will enter into bankruptcy or other financial reorganisation; and changes in arrears or economic conditions that correlate with defaults.

For financial assets carried at amortised cost (including loans and receivables), a separate allowance account is used to reduce the carrying amount of financial assets impaired by credit losses. After having undertaken all possible measures of recovery, if the management establishes that the carrying amount cannot be recovered by any means, at that point the written-off amounts are charged to the allowance account or the carrying amount of impaired financial assets is reduced directly if no impairment amount was previously recognised in the allowance accounts.

When the terms of financial assets that would otherwise have been past due or impaired have been renegotiated, the Company recognises the impairment for such financial assets by taking into account the original terms as if the terms have not been renegotiated so that the loss events that have occurred are duly considered.

Nowra & District Community Bank Branch of Bendigo & Adelaide Bank Ltd

Notes to the financial statements

M. Financial Instruments (cont.)

Derecognition

Financial assets are derecognised where the contractual rights to receipt of cash flows expire or the asset is transferred to another party whereby the entity no longer has any significant continuing involvement in the risks and benefits associated with the asset. Financial liabilities are derecognised where the related obligations are discharged, cancelled or have expired. The difference between the carrying amount of the financial liability, which is extinguished or transferred to another party and the fair value of consideration paid, including the transfer of non-cash assets or liabilities assumed, is recognised in profit or loss.

N. Impairment of Assets

At the end of each reporting period, the entity reviews the carrying amounts of its tangible and intangible assets to determine whether there is any indication that those assets have been impaired. If such an indication exists, the recoverable amount of the asset, being the higher of the asset's fair value less costs to sell and value in use, is compared to the asset's carrying amount. Any excess of the asset's carrying amount over its recoverable amount is recognised in profit or loss.

Where the future economic benefits of the asset are not primarily dependent upon the asset's ability to generate net cash inflows and when the entity would, if deprived of the asset, replace its remaining future economic benefits, value in use is determined as the depreciated replacement cost of an asset.

Where it is not possible to estimate the recoverable amount of an asset's class, the entity estimates the recoverable amount of the cash-generating unit to which the class of assets belong.

Where an impairment loss on a revalued asset is identified, this is recognised against the revaluation surplus in respect of the same class of asset to the extent that the impairment loss does not exceed the amount in the revaluation surplus for that class of asset.

O. Intangible Assets

Franchise fees are recognised at cost of acquisition. They have a finite life and are carried at cost less any accumulated amortisation and any impairment losses. Franchise fees are amortised over their useful life of 5 years.

P. New Accounting Standards for Application in Future Periods

The AASB has issued a number of new and amended Accounting Standards and Interpretations that have mandatory application dates for future reporting periods, some of which are relevant to the Company. The Company has decided not to early adopt any of the new and amended pronouncements. The Company's assessment of the new and amended pronouncements that are relevant to the Company but applicable in future reporting periods is set out below:

AASB 9: *Financial Instruments* (December 2010) and associated Amending Standards (applicable for annual reporting periods commencing on or after 1 January 2017).

Nowra & District Community Bank Branch of Bendigo & Adelaide Bank Ltd

Notes to the financial statements

P. New Accounting Standards for Application in Future Periods (cont.)

These Standards will be applicable retrospectively (subject to the provisions on hedge accounting outlined below) and include revised requirements for the classification and measurement of financial instruments, revised recognition and derecognition requirements for financial instruments, and simplified requirements for hedge accounting.

The key changes that may affect the Company on initial application of AASB 9 and associated Amending Standards include certain simplifications to the classification of financial assets, simplifications to the accounting of embedded derivatives, and the irrevocable election to recognise gains and losses on investments in equity instruments that are not held for trading in other comprehensive income. AASB 9 also introduces a new model for hedge accounting that will allow greater flexibility in the ability to hedge risk, particularly with respect to the hedging of non-financial items. Should the Company elect to change its hedge accounting policies in line with the new hedge accounting requirements of AASB 9, the application of such accounting would be largely prospective.

Although the directors anticipate that the adoption of AASB 9 may have an impact on the Company's financial instruments, it is impracticable at this stage to provide a reasonable estimate of such impact.

AASB 10: *Consolidated Financial Statements*, AASB 11: *Joint Arrangements*, AASB 12: *Disclosure of Interests in Other Entities*, AASB 127: *Separate Financial Statements* (August 2011) and AASB 128: *Investments in Associates and Joint Ventures* (August 2011) (as amended by AASB 2012–10: *Amendments to Australian Accounting Standards – Transition Guidance and Other Amendments*), and AASB 2011–7: *Amendments to Australian Accounting Standards arising from the Consolidation and Joint Arrangements Standards* (applicable for annual reporting periods commencing on or after 1 January 2014).

AASB 10 replaces parts of AASB 127: *Consolidated and Separated Financial Statements* (March 2008, as amended) and Interpretation 112: *Consolidation – Special Purpose Entities*. AASB 10 provides a revised definition of control and additional application guidance so that a single control model will apply to all investees. This Standard is not expected to significantly impact the Company's financial statements.

AASB 11 replaces AASB 131: *Interests in Joint Ventures* (July 2004, as amended). AASB 11 requires joint arrangements to be classified as either "joint operations" (where the parties that have joint control of the arrangement have rights to the assets and obligations for the liabilities) or "joint ventures" (where the parties that have joint control of the arrangement have rights to the net assets of the arrangement). Joint ventures are required to adopt the equity method of accounting (proportionate consolidation is no longer allowed). This Standard is not expected to significantly impact the Company's financial statements.

AASB 12 contains the disclosure requirements applicable to entities that hold an interest in a subsidiary, joint venture, joint operation or associate. AASB 12 also introduces the concept of a "structured entity", replacing the "special purpose entity" concept currently used in Interpretation 112, and requires specific disclosures in respect of any investments in unconsolidated structured entities. This Standard will affect disclosures only but is not expected to significantly impact the Company's financial statements.

To facilitate the application of AASBs 10, 11 and 12, revised versions of AASB 127 and AASB 128 have also been issued. These Standards are not expected to significantly impact the Company's financial statements.

AASB 2012–3: *Amendments to Australian Accounting Standards – Offsetting Financial Assets and Financial Liabilities* (applicable for annual reporting periods commencing on or after 1 January 2015).

Nowra & District Community Bank Branch of Bendigo & Adelaide Bank Ltd

Notes to the financial statements

P. New Accounting Standards for Application in Future Periods (cont.)

This Standard provides clarifying guidance relating to the offsetting of financial instruments and is not expected to significantly impact the Company's financial statements.

Interpretation 21: *Levies* (applicable for annual reporting periods commencing on or after 1 January 2015).

Interpretation 21 clarifies the circumstances under which a liability to pay a levy imposed by a government should be recognised, and whether that liability should be recognised in full at a specific date or progressively over a period of time. This Interpretation is not expected to significantly impact the Company's financial statements.

AASB 2014-3: *Amendments to AASB 136 – Recoverable Amount Disclosures for Non-Financial Assets* (applicable for annual reporting periods commencing on or after 1 January 2015).

This Standard amends the disclosure requirements in AASB 136: *Impairment of Assets* pertaining to the use of fair value in impairment assessment and is not expected to significantly impact the Company's financial statements.

AASB 2014-4: *Amendments to Australian Accounting Standards – Novation of Derivatives and Continuation of Hedge Accounting* (applicable for annual reporting periods commencing on or after 1 January 2015).

AASB 2014-4 makes amendments to AASB 139: *Financial Instruments: Recognition and Measurement* to permit the continuation of hedge accounting in circumstances where a derivative, which has been designated as a hedging instrument, is novated from one counterparty to a central counterparty as a consequence of laws or regulations. This Standard is not expected to significantly impact the Company's financial statements.

AASB 2014-5: *Amendments to Australian Accounting Standards – Investment Entities* (applicable for annual reporting periods commencing on or after 1 January 2015).

AASB 2014-5 amends AASB 10: *Consolidated Financial Statements* to define an "investment entity" and requires, with limited exceptions, that the subsidiaries of such entities be accounted for at fair value through profit or loss in accordance with AASB 9 and not be consolidated. Additional disclosures are also required. As neither the parent nor its subsidiaries meet the definition of an investment entity, this Standard is not expected to significantly impact the Company's financial statements.

AASB 15: *Revenue from Contracts with Customers* (applicable to annual reporting periods commencing on or after 1 January 2017).

When effective, this Standard will replace the current accounting requirements applicable to revenue with a single, principles-based model. Except for a limited number of exceptions, including leases, the new revenue model in AASB 15 will apply to all contracts with customers as well as non-monetary exchanges between entities in the same line of business to facilitate sales to customers and potential customers. This Standard will require retrospective restatement, as well as enhanced disclosures regarding revenue.

Although the directors anticipate that the adoption of AASB 15 may have an impact on the Group's financial statements, it is impracticable at this stage to provide a reasonable estimate of such impact.

Nowra & District Community Bank Branch of Bendigo &
Adelaide Bank Ltd
Notes to the financial statements

2. Revenue & other income

	2015 \$	2014 \$
Revenue		
Services and commission	523,799	507,036
	<u>523,799</u>	<u>507,036</u>
Other income		
Rent received	17,860	17,567
Interest received	-	52
	<u>17,860</u>	<u>17,619</u>
	<u>541,659</u>	<u>524,655</u>

3. Income tax expense / (benefit)

	2015	2014
Prima facie tax payable on the result from ordinary activities before income tax at 30%	(5,033)	(2,314)
Tax losses not brought to account as deferred tax assets	5,033	2,314
Income tax expense / (benefit)	<u>-</u>	<u>-</u>
Deferred tax assets not brought to account	-	-
Revenue losses	<u>352,468</u>	<u>335,692</u>

4. Expenses

	2015	2014
Depreciation of property, plant and equipment	21,078	19,799
Amortisation of intangible assets	13,844	13,768
Finance costs	17,748	18,831
Superannuation payments	21,912	19,767
Rental expense on operating leases		
-Minimum lease payments	58,302	52,662

Audit services

Auditor's remuneration:

Audit and review of financial reports	11,400	12,900
Other regulatory audit services	-	150
	<u>11,400</u>	<u>13,050</u>

Nowra & District Community Bank Branch of Bendigo &
Adelaide Bank Ltd
Notes to the financial statements

5. Cash and cash equivalents

	2015 \$	2014 \$
Cash at bank and on hand	469	469
Cash and cash equivalents in the statement of cash flows	469	469

6. Trade and other receivables

	2015	2014
Other receivables	40,212	41,227
	40,212	41,227

(i) Credit risk – trade and other receivables

	Gross Amount	Past Due and Impaired	< 30	Past Due but Not Impaired (Days Overdue)			Within Initial Trade Terms
				31–60	61–90	> 90	
2015							
Other debtors	40,212	-	-	-	-	-	40,212
Total	40,212	-	-	-	-	-	40,212
2014							
Other debtors	41,227	-	-	-	-	-	41,227
Total	41,227	-	-	-	-	-	41,227

7. Other assets

	2015	2014
Prepayments	7,488	2,037
	7,488	2,037

8. Property, plant and equipment

	2015	2014
Plant & equipment		
At cost	18,818	18,818
Less: Accumulated depreciation	(16,667)	(15,920)
	2,151	2,898

Nowra & District Community Bank Branch of Bendigo &
Adelaide Bank Ltd
Notes to the financial statements

8. Property, plant and equipment (cont.)

	2015 \$	2014 \$
Computer equipment		
At cost	14,593	14,593
Less: Accumulated depreciation	(14,593)	(14,593)
	-	-
Leasehold improvements		
Cost	282,065	282,065
Less: Accumulated depreciation	(177,934)	(157,603)
	104,131	124,462
TOTAL PROPERTY PLANT & EQUIPMENT	106,282	127,360

	Plant & equipment	Computer equipment	Leasehold improvements	Total
2014				
Balance at the beginning of the year	3,186	-	143,973	147,159
Additions at cost	-	-	-	-
Disposals	-	-	-	-
Depreciation expense	(288)	-	(19,511)	(19,799)
Carrying amount at the end of the year	2,898	-	124,462	127,360
2015				
Balance at the beginning of the year	2,898	-	124,462	127,360
Additions at cost	-	-	-	-
Disposals	-	-	-	-
Depreciation expense	(747)	-	(20,331)	(21,078)
Carrying amount at the end of the year	2,151	-	104,131	106,282

9. Intangible assets

	2015	2014
Franchise fee at cost	69,221	69,221
Less: Accumulated amortisation	(28,295)	(14,451)
	40,926	54,770

Additional information

As the franchise fee periods expire, it is considered that they have no ongoing value to the Company thus they are removed from the Company's intangible assets.

Nowra & District Community Bank Branch of Bendigo &
Adelaide Bank Ltd
Notes to the financial statements

9. Intangible assets (cont.)

(a) Movements in carrying amounts

Franchise fee

2014

Balance at the beginning of the year	68,538
Additions	-
Amortisation expense	(13,768)
	<u>54,770</u>

2015

Balance at the beginning of the year	54,770
Additions	-
Amortisation expense	(13,844)
	<u>40,926</u>

Intangible assets have a finite useful life. The current amortisation charges for intangible assets are included under depreciation and amortisation expense in the statement of profit or loss and other comprehensive income.

10. Trade and other payables

	2015 \$	2014 \$
CURRENT		
Trade and other payables	59,283	48,410
	<u>59,283</u>	<u>48,410</u>
NON CURRENT		
Trade and other payables	27,688	27,688
	<u>27,688</u>	<u>27,688</u>

11. Borrowings - secured

	2015	2014
Bank overdraft	360,974	383,095
	<u>360,974</u>	<u>383,095</u>

- (a) The overdraft facility is supplied by the Bendigo and Adelaide Bank Ltd. The facility has an approved limit of \$450,000 with a floating interest rate of 4.15% at 30 June 2015. Bendigo and Adelaide Bank Ltd have a Registered First Company Debenture charge from the Company.

Nowra & District Community Bank Branch of Bendigo &
Adelaide Bank Ltd
Notes to the financial statements

12. Provisions

	2015 \$	2014 \$
CURRENT		
Annual leave	19,789	20,524
	<u>19,789</u>	<u>20,524</u>
NON CURRENT		
Long service leave	7,096	9,504
	<u>7,096</u>	<u>9,504</u>

13. Issued capital

	2015	2014
844,400 ordinary shares fully paid of \$1 each	844,400	844,400
	<u>844,400</u>	<u>844,400</u>

14. Related party transactions

There were no related party transactions in the financial year.

Shares held by key management personnel

The number of ordinary shares in the Company during the 2015 reporting period held by each of the Company's Key Management Personnel, including their related parties, is set out below:

Personnel	Balance at the start of the year	Movements during the year	Balance at the end of the year
Maria Emery	1,000	-	1,000
John Tobin	13,000	-	13,000
Michael James ¹	22,000	(22,000)	-

¹ – resigned November 2014

None of the shares included in the table above are held nominally by key management personnel.

Nowra & District Community Bank Branch of Bendigo &
Adelaide Bank Ltd
Notes to the financial statements

15. Key Management Personnel

The Board of Directors are considered to be Key Management Personnel of the Company.

No compensation is paid or payable to Key Management Personnel of the Company in connection with the management of the Company.

16. Capital Management

Management controls the capital of the entity to ensure that the Company can fund its operations and continue as a going concern.

The Company's debt and capital includes ordinary share capital and financial liabilities, supported by financial assets.

Management effectively manages the Company's capital by assessing the entity's financial risks and responding to changes in these risks and in the market. These responses may include the consideration of debt levels.

The gearing ratios for the years ended 30 June 2015 and 30 June 2014 are as follows:

	2015	2014
	\$	\$
Total borrowings, trade and other payables	447,945	459,193
Less cash on hand	(469)	(469)
Net debt	447,476	458,724
Total equity (retained surplus and reserves)	(279,453)	(263,358)
Total capital	168,023	195,366
Gearing ratio	266%	235%

17. Capital and leasing commitments

	2015	2014
Operating Lease Commitments		
Non-cancellable operating leases contracted for but not capitalised in the financial statements		
Payable – minimum lease payments:		
– not later than 12 months	58,302	58,302
– later than 12 months but not later than five years	91,213	149,515
	149,515	207,817

The property lease is a non-cancellable lease with a five year term, with rent payable monthly in advance. An option exists to renew the lease at the end of the five year term for an additional term of five years.

Nowra & District Community Bank Branch of Bendigo & Adelaide
Bank Ltd
Notes to the financial statements

18. Events after the reporting period

No matters or circumstances have arisen since the end of the financial year which significantly affected or may significantly affect the operations of the Company, the results of those operations, or the state of affairs of the Company in future financial years.

19. Cash flow information

(a) Reconciliation of cash

	2015	2014
	\$	\$
Cash and cash equivalents	469	469
Borrowings	(360,974)	(383,095)
	<hr/> (360,505)	<hr/> (382,626)

(b) Reconciliation of cash flows from operating activities

	2015	2014
Cash flows from operating activities		
Profit for the period	(16,095)	(7,714)
Adjustments for:		
Depreciation and amortisation	34,922	33,567
Operating profit before changes in working capital and provisions	<hr/> 18,827	<hr/> 25,853
(Increase)/decrease in trade and other receivables	1,015	11,796
(Increase)/decrease in other assets	(5,451)	68
(Decrease)/increase in trade and other payables	10,873	(7,309)
(Decrease)/Increase in provisions	(3,143)	12,826
Net cash from operating activities	<hr/> 22,121	<hr/> 43,234

Nowra & District Community Bank Branch of Bendigo & Adelaide
Bank Ltd
Notes to the financial statements

20. Financial risk management

The Company's financial instruments consist mainly of deposits with banks, accounts receivable and payable and borrowings.

The carrying amounts for each category of financial instruments, measured in accordance with AASB 139 as detailed in the accounting policies to these financial statements, are as follows:

	Note	2015 \$	2014 \$
Financial assets			
Cash and cash equivalents	5	469	469
Trade and other receivables	6	40,212	41,227
Total financial assets		40,681	41,696
Financial liabilities			
Financial liabilities at amortised cost:			
– Trade and other payables	10	86,971	76,098
– Borrowings	11	360,974	383,095
Total financial liabilities		447,945	459,193

Financial Risk Management Policies

The Directors' overall risk management strategy seeks to assist the Company in meeting its financial targets, whilst minimising potential adverse effects on financial performance.

Specific Financial Risk Exposures and Management

The main risks the Company is exposed to through its financial instruments are credit risk, liquidity risk and market risk relating to interest rate risk.

a. **Credit risk**

Exposure to credit risk relating to financial assets arises from the potential non-performance by counterparties of contract obligations that could lead to a financial loss for the Company.

The Company does not have any material credit risk exposures as its major source of revenue is the receipt of commission.

Credit risk exposures

The maximum exposure to credit risk by class of recognised financial assets at the end of the reporting period is equivalent to the carrying value and classification of those financial assets (net of any provisions) as presented in the statement of financial position.

Trade and other receivables that are neither past due nor impaired are considered to be of high credit quality. Aggregates of such amounts are detailed at Note 6.

The Company has no significant concentrations of credit risk exposure to any single counterparty or group of counterparties. Details with respect to credit risk of trade and other receivables are provided in Note 6.

Credit risk related to balances with banks and other financial institutions is managed by the Board of Directors.

Nowra & District Community Bank Branch of Bendigo & Adelaide
Bank Ltd
Notes to the financial statements

b. **Liquidity risk**

Liquidity risk arises from the possibility that the Company might encounter difficulty in settling its debts or otherwise meeting its obligations in relation to financial liabilities. The Company manages this risk by monitoring forecast cash flows and ensuring that adequate unutilised borrowing facilities are maintained.

The table below reflects an undiscounted contractual maturity analysis for non-derivative financial liabilities.

Financial liability and financial asset maturity analysis

	Within 1 Year		1 to 5 Years		Over 5 Years		Total	
	2015	2014	2015	2014	2015	2014	2015	2014
Financial liabilities due for payment								
Trade and other payables	59,283	48,410	27,688	27,688	-	-	86,971	76,098
Borrowings	360,974	383,095	-	-	-	-	360,974	383,095
Total financial liabilities	420,257	431,505	27,688	27,688	-	-	447,945	459,193

c. **Market risk**

(i) *Interest rate risk*

Exposure to interest rate risk arises on financial assets and financial liabilities recognised at the end of the reporting period whereby a future change in interest rates will affect future cash flows or the fair value of fixed rate financial instruments. The Company is also exposed to earnings volatility on floating rate instruments.

Sensitivity analysis

The following table illustrates sensitivities to the Company's exposures to changes in interest rates and equity prices. The table indicates the impact on how profit and equity values reported at the end of the reporting period would have been affected by changes in the relevant risk variable that management considers to be reasonably possible.

These sensitivities assume that the movement in a particular variable is independent of other variables

	Profit	Equity
Year ended 30 June 2015		
1% increase interest rates	(3,610)	(3,610)
1% decrease in interest rates	3,610	3,610
Year ended 30 June 2014		
1% increase interest rates	(3,831)	(3,831)
1% decrease in interest rates	3,831	3,831

Nowra & District Community Bank Branch of Bendigo & Adelaide Bank Ltd

Notes to the financial statements

Fair Values

Fair value estimation

The fair values of financial assets and financial liabilities are presented in the following table and can be compared to their carrying amounts as presented in the statement of financial position.

Differences between fair values and carrying amounts of financial instruments with fixed interest rates are due to the change in discount rates being applied by the market since their initial recognition by the Company. Most of these instruments, which are carried at amortised cost (ie accounts receivables, loan liabilities), are to be held until maturity and therefore the fair value figures calculated bear little relevance to the Company.

21. Economic support

As can be seen in Note 11, the Company has significant borrowing facilities with its banker, being an overdraft of \$450,000 (with \$360,974 used at balance date). This is in light of:

- The negative asset position in the statement of financial position
- The net current asset deficiency position and going concern assertion referred to in Note 1(L); and
- The gearing ratio of 266% in Note 16

As part of the facility agreement, the bank reviews the position of the Company on a regular basis and has been in communication with management of the Company in relation to its financial performance and position. As at the date of signing this report, the Company has met all repayment schedules requested by the bank and they have formally confirmed that they will continue to provide this overdraft facility.

22. Company details

The company is limited by shares and was incorporated in Australia.

The registered office and principal place of business of the Company is:

98 Kinghorne Street
Nowra NSW 2541

Nowra & District Community Bank Branch of Bendigo & Adelaide Bank Ltd

Directors' declaration

The directors of the Company declare that:

The financial statements and notes, as set out on pages 4 to 27, are in accordance with the *Corporations Act 2001* and:


- a. comply with Accounting Standards; and
- b. give a true and fair view of the financial position as at 30 June 2015 and of the performance for the year ended on that date of the Company and consolidated Company.

In the Directors' opinion there are reasonable grounds to believe that the Company will be able to pay its debts as and when they become due and payable.

This declaration is made in accordance with a resolution of the Board of Directors.



Pam Gokgur



John Tobin
Nowra, 29th September 2015

Independent Audit Report to the members of Shoalhaven Community Financial Services Limited**Report on the Financial Report**

We have audited the accompanying financial report of Shoalhaven Community Financial Services Limited, which comprises the statement of financial position as at 30 June 2015, the statement of profit or loss and other comprehensive income, statement of changes in equity and statement of cash flows for the year then ended, notes comprising a summary of significant accounting policies and other explanatory information, and the directors' declaration.

Directors' Responsibility for the Financial Report

The directors of the Company are responsible for the preparation of the financial report that gives a true and fair view in accordance with Australian Accounting Standards and the *Corporations Act 2001* and for such internal control as the directors determine is necessary to enable the preparation of the financial report that gives a true and fair view and is free from material misstatement, whether due to fraud or error.

Auditor's Responsibility

Our responsibility is to express an opinion on the financial report based on our audit. We conducted our audit in accordance with Australian Auditing Standards. Those standards require that we comply with relevant ethical requirements relating to audit engagements and plan and perform the audit to obtain reasonable assurance about whether the financial report is free from material misstatement.

An audit involves performing procedures to obtain audit evidence about the amounts and disclosures in the financial report. The procedures selected depend on the auditor's judgement, including the assessment of the risks of material misstatement of the financial report, whether due to fraud or error. In making those risk assessments, the auditor considers internal control relevant to the Company's preparation of the financial report that gives a true and fair view in order to design audit procedures that are appropriate in the circumstances, but not for the purpose of expressing an opinion on the effectiveness of the Company's internal control. An audit also includes evaluating the appropriateness of accounting policies used and the reasonableness of accounting estimates made by the directors, as well as evaluating the overall presentation of the financial report.

We believe that the audit evidence we have obtained is sufficient and appropriate to provide a basis for our audit opinion.



Integrated Financial Solutions

Independence

In conducting our audit, we have complied with the independence requirements of the *Corporations Act 2001*.

Opinion

In our opinion the financial report of Shoalhaven Community Financial Services Limited is in accordance with the *Corporations Act 2001*, including:

- (a) giving a true and fair view of the Company's financial position as at 30 June 2015 and of its performance for the year ended on that date; and
- (b) complying with Australian Accounting Standards and the *Corporations Regulations 2001*.

Emphasis of Matter

Without qualifying our opinion, we draw attention to Note 1(L) in the financial report which, among other matters, indicates that the Company is in a net asset and net current asset deficiency position as at balance date. These conditions indicate the existence of a material uncertainty that may cast significant doubt about the Company's ability to continue as a going concern and therefore whether the Company will be able to realise its assets and discharge its liabilities in the normal course of business.

Daley & Co.

Daley & Co
Chartered Accountants

Michael Mundt

Michael Mundt
Partner

Wollongong

29 September 2015