

# COMMUNITY | BALANCE SHEET

\$183 million in Community Bank® contributions

## MEASURE YOUR IMPACT 2016 / 17

### Stanthorpe Regional Community Financial Services Ltd



Projects Funded **12**

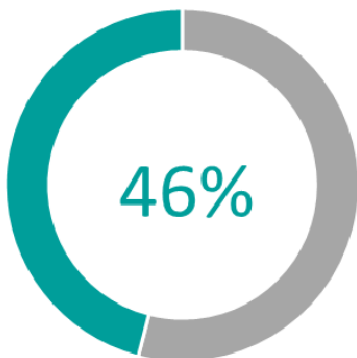


Community Project Investment **\$11,389.40**



### Biggest Impact Area

Arts, Culture and Heritage



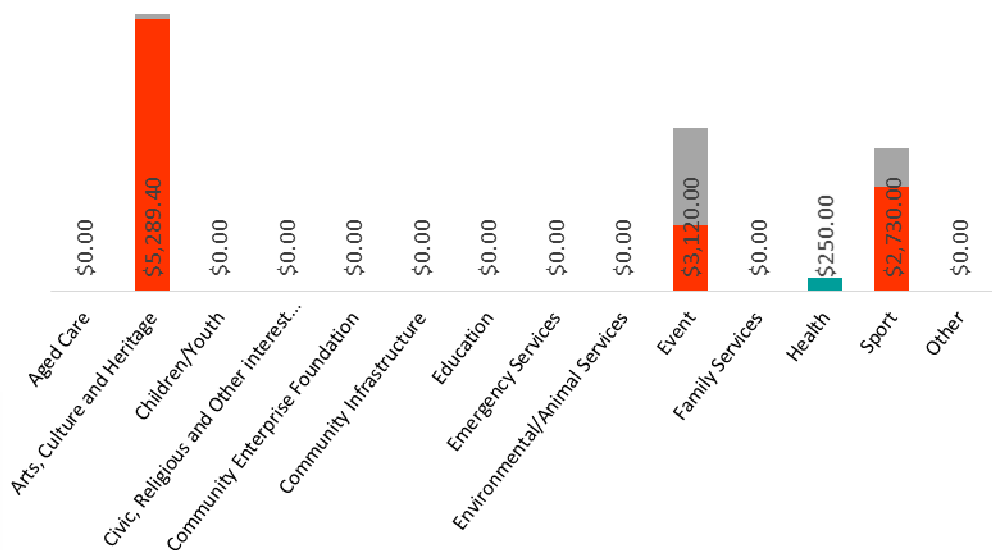
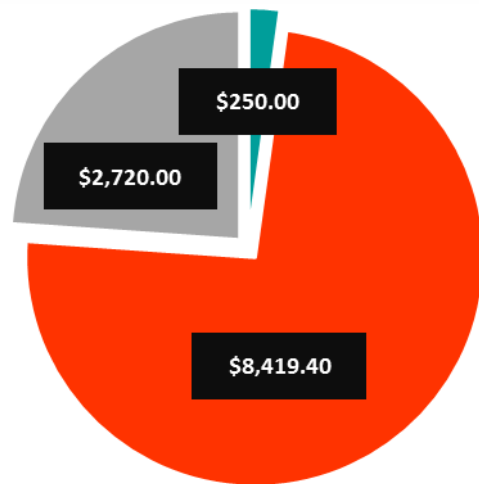
This chart (above) demonstrates the highest percentage of funds distributed across the three themes, (Donations, Grants and Sponsorships), into a particular sector; the sector with the largest portion of contributions.

- Sponsorships
- Grants
- Donations

This graph (right) showcases the total contributions by theme (Donations, Grants and Sponsorships), broken down by sector (Aged Care, Youth, etc.), to highlight overall investment.

### Total Investment by Theme

- Sponsorships
- Grants
- Donations



Stanthorpe Community Bank® Branch

