

Bendigo SmartStart Pension® - TTR Index Funds



Monthly fund update - July 2021

Investment approach for each Fund

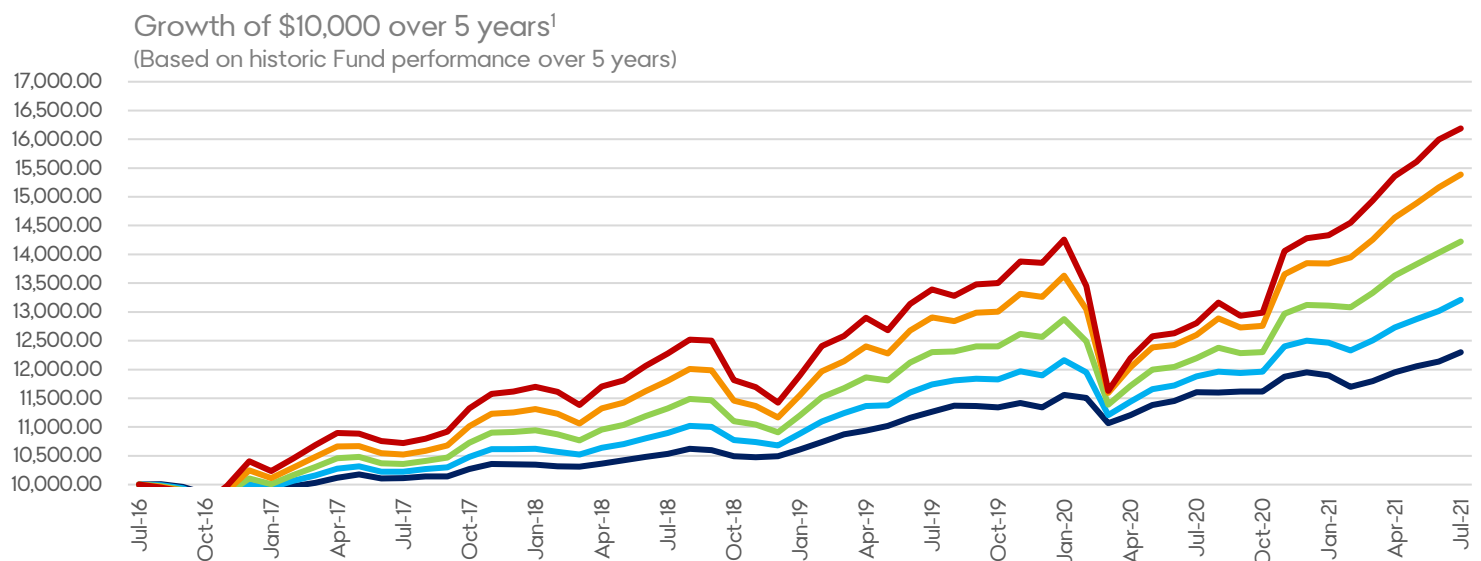
- invests via expert asset managers that specialise in index strategies that seek to track the performance of selected benchmarks as well as alternative assets and cash. Alternative assets and cash may or may not invest in index strategies
- Sandhurst will invest each Fund's assets across a variety of asset classes in a manner that we believe will meet the investment return objective of each Fund
- aims to provide a total return after fees in excess of a stated percentage above inflation over a full market cycle

Fund performance¹

as at 31 July 2021

	3 months %	1 year %	3 years % p.a.	5 years % p.a.	7 years % p.a.	Fund size \$m
Bendigo Defensive Index Fund	2.93	5.97	5.29	4.23	4.77	\$113.25
Bendigo Conservative Index Fund	3.78	11.20	6.62	5.73	6.00	\$482.40
Bendigo Balanced Index Fund	4.34	16.64	7.90	7.30	7.30	\$514.39
Bendigo Growth Index Fund	5.12	22.12	9.24	9.00	8.68	\$412.62
Bendigo High Growth Index Fund	5.40	26.44	9.66	10.11	9.66	\$82.25

An example of how an investment in Bendigo SmartStart Pension - TTR grows



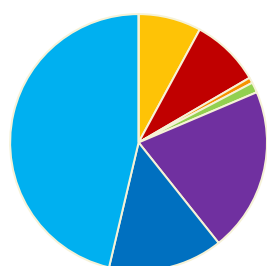
Fund Facts

	APIR Code	Fund inception date	Distribution frequency	Return objective	Recommended investment timeframe	Risk level	Management costs ³	Buy / Sell spread ³
Bendigo Defensive Index Fund	STL0031AU	30 Sept 2011	Half yearly	CPI + 15%	2 years +	Low	0.390% p.a.	+0.09%/-0.12%
Bendigo Conservative Index Fund	STL0032AU	30 Sept 2011	Half yearly	CPI + 2%	3 years +	Low to medium	0.410% p.a.	+0.10%/-0.10%
Bendigo Balanced Index Fund	STL0033AU	30 Sept 2011	Half yearly	CPI + 3%	4 years +	Medium	0.430% p.a.	+0.10%/-0.10%
Bendigo Growth Index Fund	STL0034AU	30 Sept 2011	Half yearly	CPI + 4%	5 years +	Medium to high	0.450% p.a.	+0.10%/-0.10%
Bendigo High Growth Index Fund	STL0035AU	30 Sept 2011	Half yearly	CPI + 5%	7 years +	High	0.460% p.a.	+0.10%/-0.10%

Refer to the last page for footnotes

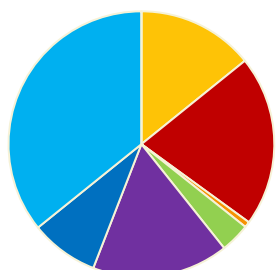
Asset allocation

Bendigo Defensive Index Fund



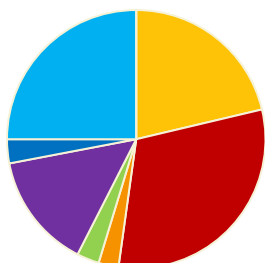
■ Aust Sh	7.9%
■ Int Sh	8.7%
■ Int Sh (Hedged)	0.7%
■ Property & Infra	1.3%
■ Cash	20.7%
■ Int FI	14.4%
■ Aust FI	46.3%
■ Alternatives	0.0%

Bendigo Conservative Index Fund



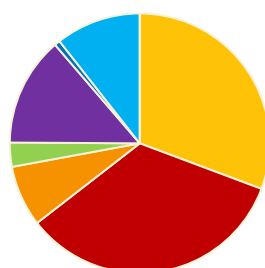
■ Aust Sh	14.2%
■ Int Sh	20.8%
■ Int Sh (Hedged)	0.7%
■ Property & Infra	3.6%
■ Cash	16.6%
■ Int FI	8.3%
■ Aust FI	35.8%
■ Alternatives	0.0%

Bendigo Balanced Index Fund



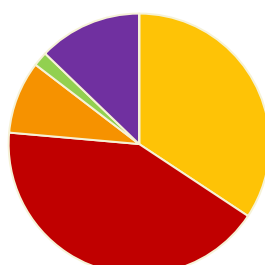
■ Aust Sh	21.3%
■ Int Sh	30.9%
■ Int Sh (Hedged)	2.5%
■ Property & Infra	2.8%
■ Cash	14.5%
■ Int FI	3.0%
■ Aust FI	25.0%
■ Alternatives	0.0%

Bendigo Growth Index Fund



■ Aust Sh	30.7%
■ Int Sh	33.8%
■ Int Sh (Hedged)	7.6%
■ Property & Infra	3.0%
■ Cash	13.6%
■ Int FI	0.7%
■ Aust FI	10.6%
■ Alternatives	0.0%

Bendigo High Growth Index Fund



■ Aust Sh	34.3%
■ Int Sh	42.1%
■ Int Sh (Hedged)	9.0%
■ Property & Infra	1.8%
■ Cash	12.8%
■ Int FI	0.0%
■ Aust FI	0.0%
■ Alternatives	0.0%

Unit prices

as at 31 July 2021

Application price Withdrawal price

Bendigo Defensive Index Fund	\$1.17198	\$1.16952
Bendigo Conservative Index Fund	\$1.34210	\$1.33942
Bendigo Balanced Index Fund	\$1.50965	\$1.50664
Bendigo Growth Index Fund	\$1.73515	\$1.73168
Bendigo High Growth Index Fund	\$1.80352	\$1.79992

Performance commentary

Returns for the month of July were strong across the risk profiles as every major asset class returned in the black.

Peer relative performance continues to be strong for the funds.

Global equities outperformed domestic equities given better than expected quarterly earnings results.

Offshore US equity positions buoyed returns given the recent strength of the US dollar.

An overweight to gold and inflation linked bonds also benefitted the funds as yields fell while inflation expectations were largely unchanged over the month.

Economic commentary

Quarterly earning updates took centre stage in July, as investors were able to see the impact of many parts of the globe reopening on companies' profits and revenues.

The latest quarterly results have been strong and above expectations with the largest 500 companies in the US, represented by the S&P 500 Index, reporting double digit sales growth and earnings almost double the amount they were in the same period a year ago. Noting the year-ago period was characterised by lockdowns, creating a low base of comparisons.

Regulatory bodies in China made headlines in July following the actions taken against DiDi (ride hailing service in China) and the private education sector. China cited data protection and national security reasons for its suspension of new user registrations for DiDi. In the same month, the cost of private education in China was put under the microscope as authorities noted these services were charging unsustainably high prices. These actions followed anti-competitive sanctions placed on large dominant companies that were deemed to be abusing their market power at the expense of smaller competitors in recent months. It appears China is seeking to balance its objectives of growth and prosperity for many rather than few.

Within Australia the economy is expected to take a hit in the September GDP print following lockdowns as the Delta variant spread through parts of the nation. Despite this, house prices continue their upward trajectory with record low interest rates and increased borrowing by owner occupiers and investors. The RBA remains committed to maintaining highly accommodative monetary conditions to support the recovery and reach the board's objectives of full employment and inflation sustainably within the 2 to 3% target range.

Do you have any questions?

For further information contact us on 1300 236 344 or visit bendigobank.com.au

Footnotes

1. Performance figures are based on exit price to exit price for the period and assumes that all distributions are reinvested. Performance figures are calculated net of investment fees and costs and estimated tax, but exclude administration fees, insurance premiums, advice fees and other member activity fees. Estimated tax rates have been applied, based on assumed returns and estimated asset class allocations of the investment option. These figures are provided for comparison purposes only and are not used for crediting returns to members' accounts. Actual member returns may vary and will be reported on member statements. Past performance is not an indication of future performance.
2. Other fees and costs may apply. See the Product Disclosure Statement for full details.

Bendigo SmartStart Pension (BSSP) is part of the Bendigo Superannuation Plan (ABN 57 526 653 420) and the managed funds detailed in this update (individually referred to as 'Fund' or collectively as 'Funds') are issued by Sandhurst Trustees Limited (Sandhurst) ABN 16 004 030 737 AFSL 237906 a subsidiary of Bendigo and Adelaide Bank Limited (the Bank) ABN 11 068 049 178 AFSL 237879. Sandhurst and the Bank receive remuneration on the issue of the Funds or the service they provide, full details of which are contained in the relevant Product Disclosure Statement (PDS). Investments in the Funds are not deposits with, guaranteed by, or liabilities of the Bank or any of its related entities. Economic and outlook forecasts are not guaranteed to occur. Sandhurst has prepared this document based on information available to it. The information and opinions provided in this document have not been verified and Sandhurst has no obligation to notify you in the event that any information or opinions change. No representation is made to the fairness and accuracy of the information, opinions and conclusions contained in this document. This update is provided by Sandhurst and contains general advice only. Please consider your situation and read the relevant PDS available at www.bendigobank.com.au, any Bendigo Bank branch or by phoning 1300 236 344 before making an investment decision.

The information is current as at 31 July 2021 (unless stated otherwise) and is subject to change without notice.