

Annual Report 2015

Katoomba & Upper Blue Mountains
Community Enterprise Limited

ABN 55 134 947 201

Katoomba & Upper Blue Mountains **Community Bank**[®] Branch

Contents

Chairman's report	2
Manager's report	3
Sponsorship listing 2014/15	4
Directors' report	5
Auditor's independence declaration	9
Financial statements	10
Notes to the financial statements	14
Directors' declaration	37
Independent audit report	38

Chairman's report

For year ending 30 June 2015

The financial year 2014/15 has again been one where our growth has well exceeded our budget forecast for which congratulations must go to our particularly well trained and qualified Branch Manager and staff.

The growth in our branch's total book is 22% above that at the conclusion of the previous reporting period.

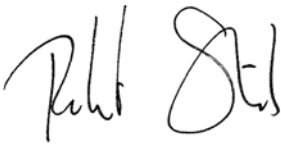
Our profitability continues to increase though it is a little disappointing that due largely to continued pressure on margins within a low interest rate climate, our profits have not increased at the same rate as our business growth.

We have continued to support a wide range of community organisations through the year with a total of \$29,000 in donations and sponsorships directly from our branch. Geographically our support spreads through community groups from Mt Victoria to Glenbrook.

As a response to the devastating fires late in 2013 a Bushfire Appeal was put in place early in 2014. With the support of the **Community Bank**[®] network, a total of \$73,345 has now been distributed to affected communities in the Hawkesbury and Blue Mountains area, or to fund research into how better to deal with fire in the future.

I have been on leave for several months during the course of this year and must thank particularly the care and attention to detail of Brooke Broughton who took on the Chairman's position in my absence. This year we have also welcomed Jenny Ross onto the Board.

I believe we can look forward to another year of continued growth in the business.



Robert Stock
Chairman

Manager's report

For year ending 30 June 2015

Welcome to the annual report for the Katoomba and Upper Mountains **Community Bank**[®] Branch.

The 2014/15 financial year was another year of successful outcomes for the branch, and in turn, the Blue Mountains community and stakeholders.


As at the end of the financial year, we had a total business size of \$77.984 million made up of \$35.101 million in loans and \$39 million in deposits, which is a strong position to be in at the 5.5 year milestone.

We have also made our mark in more diverse product offerings, selling above budget in insurance and wealth services as well as creating income streams from foreign exchange products, and our business product range.

We continue to attract a high volume of word-of-mouth referrals in our community and are consistently increasing our market share with a steady flow of refinance business, all of which contributes to our achievement of now having placed \$175,000 in community sponsorships and grants into the Blue Mountains region.

Each and every customer contributes to our achievements, and more of our shareholders are also recognising the value in the **Community Bank**[®] model of banking. I thank you all for your support, and invite those of you who haven't yet discovered our point of difference, to come and see us soon, and find out how we can help you too.

With another year passing, it is timely that I thank once again my wonderful staff who have been with us since the beginning, Liz, Kerrie and Pat, as well as our latest member of staff Adele, for all their hard work in achieving our outstanding results. I would also like to take this opportunity to personally thank my Board of volunteer Directors, and the Bendigo Bank state support team, who have all made this year's success possible.



Brigitte Mackenzie
Branch Manager

Sponsorship listing 2014/15

For year ending 30 June 2015

During the year ended 30 June 2015 financial support, totalling more than \$29,000, was provided to the following organisations and community projects.

- James Sheahan Catholic High School Orange for 2015 U/17s Rugby Union Cultural Tour
- Katoomba Leura Preschool Association for “A Learning Growing Greenhouse”
- Mid Mountains Neighbourhood Centre for Kids Sport and Recreation Project
- Varuna the National Writers House for Varuna Open House
- Katoomba Theatre Company for “A New Leaf” 2014 Play Reading Season
- Mid Mountains Neighbourhood Centre for the Mid Mountains Festival
- Blue Mountains Artfest for Blue Mountains Artfest 2014
- Hazelbrook Association for Carols in Gloria Park
- Society of Mountain Artists for their Springtime Art Exhibition – Painting in the Gardens
- Friends of the Mechanics Institute Lawson for their live music performance
- Kinship at Christmas Foundation for their Christmas function (Branch staff nominated sponsorship)
- Greystanes Foundation for their 2015 Golf Day
- Blue Mountains Junior Roller Derby Club for their Team Australia Training Squad project
- Winter Magic Festival 2015
- RSPCA NSW Blue Mountains Volunteer Branch for their Open Day
- Leura Gardens Festival
- Blackheath & District Horticultural Society for their 2015 Blackheath Flower and Craft Show
- Leura Village Association for the 2015 Leura Harvest Festival
- Varuna the National Writers House for the Varuna with Sydney Writers’ Festival 2015
- AAFC 323 Squadron to purchase a marquee
- Blackheath Area Neighbourhood Centre for Blackheath Day 2015
- bentART for their annual Art Exhibition
- Cardiac Support Group
- North Katoomba Primary School for their African Choir & Workshop
- Rotary Blackheath ANZAC Golf Classic
- 1st Blackheath Scout Group for 2016 Jamboree
- Climate Action Blue Mountains for their Sustainability Magic! Community Event
- Greystanes Foundation for their 2015 Greystanes Gala Dinner
- Blackheath Area Men’s’ Shed for workshop equipment & tools
- Springwood Neighbourhood Centre Cooperative for their Blue Fringe Literature and Arts Awards
- Katoomba Cricket Club for playing equipment, hats and shirts
- Academy Singers Inc for their Wind in the Willows performance
- Blackheath Rugby League Club towards the purchase of a digital scoreboard.
- Mountain Youth Services Team for Street Art Walk Katoomba.

Directors' report

For the financial year ended 30 June 2015

Your Directors present their report of the company for the financial year ended 30 June 2015.

Directors

The following persons were Directors of Katoomba & Upper Blue Mountains Community Enterprise Limited during or since the end of the financial year up to the date of this report:

Name and position held	Qualifications	Experience and other Directorships
Robert Stock Board member since Jan 2009 Chairman	B.Sc. (ARCH) Dip. Ed	Former Councillor of the Blue Mountains City Council Director of Kimbert Holdings Pty Ltd.
Mark John Jarvis Board member since Jan 2009 Director	B.Comm (UNSW)	Hotel Manager President of Katoomba Chamber of Commerce & Community
Peter Newton Carroll Board member since Jan 2009 Director	Bachelor of Rural Science (UNE) Master of Rural Science (UNE)	Retired International Development Banker Vice President of Katoomba Chamber of Commerce & Community Chairman Probus South Pacific Limited 2014-15 Director of CONNECT
Linda Colless Board member since Jan 2009 Director resigned 31 July 2014	Dip. T.E.C.E. B.Ed E.C.E.	Early Childhood Teacher
Anne Catherine Elliott Board member since Jan 2009 Director	Dip. Teach (Kuringai) Technical Teacher Edn Course, Sydney Teachers College	Former B&B Owner/Manager Convivium Leader, Slow Food Blue Mountains
Timothy Francis Goodwin Board member since March 2013 Director re-appointed 15 April 2014		Extensive experience in marketing and commercial management Former operator of retail business
Christine Dorinda Thompson Board member since Jan 2009 Director Company Secretary	B.Arts (Eng Lit & Sociology)	Former business owner and managing Director of Swaggy Leather Co Pty Ltd. Student Coordinator, University of Notre Dame School of Medicine, Lithgow

Directors' report (continued)

Directors (continued)

Name and position held	Qualifications	Experience and other Directorships
Jane Canfield Board member since Jan 2009 Director		Professional artist (painter & graphic designer) Prior Vice President of Katoomba Chamber of Commerce & Community. WIRES volunteer Involved in family B&B business
Charles Brooke Broughton Board member since Aug 2010 Director Company Secretary	LL.B. (Auckland)	Retired Professional Association Executive Vice President, Leura Gardens Festival Inc. Member, Audit & Risk Committee, Blue Mountains City Council
Jennifer Ross Board member since Nov 2014 Director	Diploma of Teaching (Mitchell College)	Taught for 18 years. Currently Manager at DHS in Lithgow Co-convenor - Friends of Blackheath Pool & Memorial Park Member of the Blackheath Alliance. Recipient of the Blackheath Community Service Award
Arnold Percy Board member since Jan 2009 Director		After a career in professional photography, operates a retail homewares and gift business

Directors were in office for this entire year unless otherwise stated.

No Directors have material interests in contracts or proposed contracts with the company.

Principal activities

The principal activities of the company during the course of the financial year were in providing **Community Bank®** services under management rights to operate a franchised branch of Bendigo and Adelaide Bank Limited.

There have been no significant changes in the nature of these activities during the year.

Review of operations

The profit of the company for the financial year after provision for income tax was \$10,054 (2014 loss: \$48,021), which is a 121% improvement on the previous year.

The net assets of the company are \$460,394 (2014: \$483,340).

Dividends

Dividends paid or declared since the start of the financial year.

	Year ended 30 June 2015	
	Cents Per Share	\$
Dividends paid in the year (interim /or final) dividend:	3 cents	33,000

Directors' report (continued)

Options

No options over issued shares were granted during or since the end of the financial year and there were no options outstanding as at the date of this report.

Significant changes in the state of affairs

No significant changes in the company's state of affairs occurred during the financial year.

Events subsequent to the end of the reporting period

No matters or circumstances have arisen since the end of the financial year that significantly affect or may significantly affect the operations of the company, the results of those operations or the state of affairs of the company, in future financial years.

Remuneration report

Remuneration policy

There has been no remuneration policy developed as Director positions are held on a voluntary basis and Directors are not remunerated for their services.

Remuneration benefits and payments

Other than detailed below, no Director has received or become entitled to receive, during or since the financial year, a benefit because of a contract made by the company, controlled entity or related body corporate with a Director, a firm which a Director is a member or an entity in which a Director has a substantial financial interest. This statement excludes a benefit included in the aggregate amount of emoluments received or due and receivable by Directors shown in the company's accounts, or the fixed salary of a full-time employee of the company, controlled entity or related body corporate.

The Katoomba and Upper Blue Mountains Community Enterprise Limited have not accepted the Bendigo and Adelaide Bank Limited's **Community Bank**[®] Directors Privileges package. The package is available to all Directors who can elect to avail themselves of the benefits based on their personal banking with the branch. There is no requirement to own Bendigo and Adelaide Bank Limited shares and there is no qualification period to qualify to utilise the benefits. The package mirrors the benefits currently available to Bendigo and Adelaide Bank Limited shareholders. The Directors have estimated the total benefits received from the Directors Privilege Package to be \$nil for the year ended 30 June 2015.

Indemnifying Officers or Auditor

The company has agreed to indemnify each Officer (Director, Secretary or employee) out of assets of the company to the relevant extent against any liability incurred by that person arising out of the discharge of their duties, except where the liability arises out of conduct involving dishonesty, negligence, breach of duty or the lack of good faith. The company also has Officers Insurance for the benefit of Officers of the company against any liability occurred by the Officer, which includes the Officer's liability for legal costs, in or arising out of the conduct of the business of the company or in or arising out of the discharge of the Officer's duties.

Disclosure of the nature of the liability and the amount of the premium is prohibited by the confidentiality clause of the contract of insurance. The company has not provided any insurance for an Auditor of the company.

Directors' report (continued)

Directors' meetings

The number of Directors' meetings held during the year was 12. Attendances by each Director during the year were as follows:

Director	Board Meetings #
Robert Stock	7 (12)*
Mark John Jarvis	8 (12)
Peter Newton Carroll	9 (12)
Jennifer Ross	7 (7)
Anne Catherine Elliott	8 (12)

Director	Board Meetings #
Timothy Francis Goodwin	8 (12)
Christine Dorinda Thompson	12 (12)
Jane Canfield	10 (12)
Charles Brooke Broughton	12 (12)
Arnold Percy	6 (12)

The first number is the meetings attended while in brackets is the number of meetings eligible to attend.

* Leave of absence from January - May 2015 inclusive.

Likely developments

The company will continue its policy of providing banking services to the community.

Environmental regulations

The company is not subject to any significant environmental regulation.

Proceedings on behalf of company

No person has applied for leave of court to bring proceedings on behalf of the company or intervene in any proceedings to which the company is a party for the purpose of taking responsibility on behalf of the company for all or any part of those proceedings. The company was not a party to any such proceedings during the year.


Company Secretary

Brooke Broughton and Chrissie Thompson were appointed joint company secretaries on 23 Oct 2013.

Auditor independence declaration

A copy of the Auditor's independence declaration as required under section 307C of the Corporations Act 2001 is set at page 9 of this financial report. No Officer of the company is or has been a partner of the Auditor of the company.

Signed in accordance with a resolution of the Board of Directors at Katoomba on 24 September 2015.



Brooke Broughton
Director

Auditor's independence declaration



**Richmond
Sinnott &
Delahunty**

Chartered Accountants

Level 2, 10-16 Forest Street
Bendigo, VICTORIA
PO Box 30, Bendigo VICTORIA 3552

Ph: (03) 5445 4200
Fax: (03) 5444 4344
rsd@rsdadvisors.com.au
www.rsdadvisors.com.au

Auditor's Independence Declaration under section 307C of the Corporations Act 2001 to the Directors of Katoomba and Upper Blue Mountains Community Enterprise Limited

I declare that, to the best of my knowledge and belief, during the year ended 30 June 2015 there has been no contraventions of:

- (i) the Auditor independence requirements as set out in the Corporations Act 2001 in relation to the audit; and
- (ii) any applicable code of professional conduct in relation to the audit.

RICHMOND SINNOTT & DELAHUNTY
Chartered Accountants

P.P. Delahunty
Partner
Bendigo

Dated at Bendigo, 24 September 2015

Financial statements

Statement of Profit or Loss and Other Comprehensive Income for the year ended 30 June 2015

	Note	2015 \$	2014 \$
Revenue	2	604,404	486,037
Employee benefits expense	3	(319,806)	(289,611)
Depreciation and amortisation expense	3	(34,298)	(47,904)
Finance costs	3	-	-
Bad and doubtful debts expense	3	(393)	(1,273)
Rental expense		(44,015)	(41,190)
Other expenses	3	(144,869)	(135,137)
Operating profit (loss) before charitable donations & sponsorships		61,023	(29,078)
Charitable donations and sponsorships		(26,338)	(30,124)
Profit (Loss) before income tax		34,685	(59,202)
Tax (expense) benefit	4	(24,631)	11,181
Profit (Loss) for the year		10,054	(48,021)
Other comprehensive income		-	-
Total comprehensive income for the year		10,054	(48,021)
Total comprehensive income attributable to:			
Members of the company			
Total		10,054	(48,021)
Earnings per share (cents per share)			
- basic earnings per share	22	0.91	(4.37)

The accompanying notes form part of these financial statements.

Financial statements (continued)

Statement of Financial Position as at 30 June 2015

	Note	2015 \$	2014 \$
Assets			
Current assets			
Cash and cash equivalents	6	75,460	110,530
Trade and other receivables	7	64,393	56,894
Total current assets		139,853	167,424
Non-current assets			
Property, plant and equipment	8	101,858	126,558
Deferred tax assets	12	203,274	227,905
Intangible assets	9	62,545	-
Total non-current assets		367,677	354,463
Total assets		507,530	521,887
Liabilities			
Current liabilities			
Trade and other payables	10	23,194	28,256
Provisions	11	23,942	10,291
Total current liabilities		47,136	38,547
Total liabilities		47,136	38,547
Net assets		460,394	483,340
Equity			
Issued capital	13	1,090,278	1,090,278
Accumulated losses	14	(629,884)	(606,938)
Total equity		460,394	483,340

The accompanying notes form part of these financial statements.

Financial statements (continued)

Statement of Changes in Equity for the year ended 30 June 2015

	Note	Issued capital \$	Accumulated losses \$	Total equity \$
Balance at 1 July 2013		1,090,278	(558,917)	531,361
Loss for the year			(48,021)	(48,021)
Other comprehensive income for the year		-	-	-
Total comprehensive income for the year		-	(48,021)	(48,021)
Transactions with owners, in their capacity as owners				
Shares issued during the year		-	-	-
Dividends paid or provided	23	-	-	-
Balance at 30 June 2014		1,090,278	(606,938)	483,340
Balance at 1 July 2014		1,090,278	(606,938)	483,340
Profit for the year		-	10,054	10,054
Other comprehensive income for the year		-	-	-
Total comprehensive income for the year		-	10,054	10,054
Transactions with owners, in their capacity as owners				
Dividends paid or provided	23	-	(33,000)	(33,000)
Balance at 30 June 2015		1,090,278	(629,884)	460,394

The accompanying notes form part of these financial statements.

Financial statements (continued)

Statement of Cash Flows for the year ended 30 June 2015

	Note	2015 \$	2014 \$
Cash flows from operating activities			
Receipts from customers		537,202	411,777
Payments to suppliers and employees		(468,782)	(422,792)
Interest received		1,653	3,577
Net cash used in operating activities	15	70,073	(7,438)
Cash flows from investing activities			
Purchase of property, plant & equipment		(1,337)	(2,092)
Payment of franchise fee		(70,806)	
Net cash flows used in investing activities		(72,143)	(2,092)
Cash flows from financing activities			
Dividend paid		(33,000)	-
Net cash flows used in financing activities		(33,000)	-
Net decrease in cash held		(35,070)	(9,530)
Cash and cash equivalents at beginning of financial year		110,530	120,060
Cash and cash equivalents at end of financial year	6	75,460	110,530

The accompanying notes form part of these financial statements.

Notes to the financial statements

For year ended 30 June 2015

These financial statements and notes represent those of Katoomba and Upper Blue Mountains Community Enterprise Limited.

Katoomba and Upper Blue Mountains Community Enterprise Limited ('the company') is a company limited by shares, incorporated and domiciled in Australia.

The financial statements were authorised for issue by the Directors on 24 September 2015.

Note 1. Summary of significant accounting policies

(a) Basis of preparation

These general purpose financial statements have been prepared in accordance with the Corporations Act 2001, Australian Accounting Standards and Interpretations of the Australian Accounting Standards Board and International Financial Reporting Standards as issued by the International Accounting Standards Board. The company is a for profit entity for financial reporting purposes under Australian Accounting Standards. Material accounting policies adopted in the preparation of these financial statements are presented below and have been consistently applied unless stated otherwise.

The financial statements, except for cash flow information, have been prepared on an accruals basis and are based on historical costs, modified, where applicable, by the measurement at fair value of selected non current assets, financial assets and financial liabilities.

Economic dependency

The company has entered into a franchise agreement with Bendigo and Adelaide Bank Limited that governs the management of the Community Bank® branches at Katoomba.

The branches operate as a franchise of Bendigo and Adelaide Bank Limited, using the name "Bendigo Bank" and the logo and system of operations of Bendigo and Adelaide Bank Limited. The company manages the Community Bank® branches on behalf of Bendigo and Adelaide Bank Limited, however all transactions with customers conducted through the Community Bank® branches are effectively conducted between the customers and Bendigo and Adelaide Bank Limited.

All deposits are made with Bendigo and Adelaide Bank Limited, and all personal and investment products are products of Bendigo and Adelaide Bank Limited, with the company facilitating the provision of those products. All loans, leases or hire purchase transactions, issues of new credit or debit cards, temporary or bridging finance and any other transaction that involves creating a new debt, or increasing or changing the terms of an existing debt owed to Bendigo and Adelaide Bank Limited, must be approved by Bendigo and Adelaide Bank Limited. All credit transactions are made with Bendigo and Adelaide Bank Limited, and all credit products are products of Bendigo and Adelaide Bank Limited.

Bendigo and Adelaide Bank Limited provides significant assistance in establishing and maintaining the Community Bank® branch franchise operations. It also continues to provide ongoing management and operational support, and other assistance and guidance in relation to all aspects of the franchise operation, including advice in relation to:

- Advice and assistance in relation to the design, layout and fit out of the Community Bank® branch;
- Training for the Branch Managers and other employees in banking, management systems and interface protocol;

Notes to the financial statements (continued)

Note 1. Summary of significant accounting policies (continued)

(a) Basis of preparation (continued)

Economic dependency (continued)

- Methods and procedures for the sale of products and provision of services;
- Security and cash logistic controls;
- Calculation of company revenue and payment of many operating and administrative expenses;
- The formulation and implementation of advertising and promotional programs; and
- Sale techniques and proper customer relations.

(b) Income tax

The income tax expense / (income) for the year comprises current income tax expense / (income) and deferred tax expense / (income).

Current income tax expense charged to profit or loss is the tax payable on taxable income. Current tax liabilities/ (assets) are measured at the amounts expected to be paid to/(recovered from) the relevant taxation authority.

Deferred income tax expense reflects movements in deferred tax asset and deferred tax liability balances during the year as well as unused tax losses.

Deferred tax assets relating to temporary differences and unused tax losses are recognised only to the extent that it is probable that future taxable profit will be available against which the benefits of the deferred tax asset can be utilised.

Deferred income tax assets and liabilities are calculated at the tax rates that are expected to apply to the period when the asset is realised or the liability is settled, and their measurement also reflects the manner in which management expects to recover or settle the carrying amount of the related asset or liability.

(c) Fair value of assets and liabilities

The company may measure some of its assets and liabilities at fair value on either a recurring or non-recurring basis, depending on the requirements of the applicable Accounting Standard.

Fair value is the price the company would receive to sell an assets or would have to pay to transfer a liability in an orderly (ie unforced) transaction between independent, knowledgeable and willing market participants at the measurement date.

As fair value is a market-based measure, the equivalent observable market pricing information is used to determine fair value. Adjustments to market values may be made having regard to the characteristics of the specific asset or liability. The fair value of assets and liabilities that are not traded in an active market are determined using one or more valuation techniques. These valuation techniques maximise, to the extent possible, the use of observable market data.

To the extent possible, market information is extracted from either the principal market for the asset or liability (ie the market with the greatest volume and level of activity for the asset or liability) or, in the absence of such a market, the most advantageous market available to the entity at the end of the reporting period (ie the market that maximises the receipts from the sale of the asset or minimises the payments made to transfer the liability, after taking into account transaction costs and transport costs).

For non-financial assets, the fair value measurement also takes into account a market participant's ability to use the asset in its highest and best use or to sell it to another market participant that would use the asset in its highest and best use.

Notes to the financial statements (continued)

Note 1. Summary of significant accounting policies (continued)

(d) Property, plant and equipment

Each class of property, plant and equipment is carried at cost or fair value as indicated, less, where applicable, any accumulated depreciation and impairment losses.

Plant and equipment

Plant and equipment are measured on the cost basis and therefore carried at cost less accumulated depreciation and any accumulated impairment. In the event the carrying amount of plant and equipment is greater than the estimated recoverable amount, the carrying amount is written down immediately to the estimated recoverable amount and impairment losses are recognised in profit or loss. A formal assessment of recoverable amount is made when impairment indicators are present.

The carrying amount of plant and equipment is reviewed annually by Directors to ensure it is not in excess of the recoverable amount of these assets. The recoverable amount is assessed on the basis of the expected net cash flows that will be received from the asset's employment and subsequent disposal. The expected net cash flows have been discounted to their present values in determining recoverable amounts.

Subsequent costs are included in the assets carrying amount or recognised as a separate asset, as appropriate, only when it is probable that future economic benefits associated with the item will flow to the company and the cost of the item can be measured reliably. All other repairs and maintenance are recognised as expenses in profit or loss during the financial period in which they are incurred.

Depreciation

The depreciable amount of all fixed assets is depreciated on a straight-line basis over the asset's useful life to the company commencing from the time the asset is held ready for use. Leasehold improvements are depreciated over the shorter of either the unexpired period of the lease or the estimated useful lives of the improvements.

The depreciation rates used for each class of depreciable asset are:

Class of asset	Depreciation rate
Leasehold improvements	4-5%
Plant & equipment	10-20%

The asset's residual values and useful lives are reviewed, and adjusted if appropriate, at the end of each reporting period.

An asset's carrying amount is written down immediately to its recoverable amount if the asset's carrying amount is greater than its estimated recoverable amount.

Gains and losses on disposals are determined by comparing proceeds with the carrying amount. These gains and losses are recognised in profit or loss in the period in which they arise. When revalued assets are sold, amounts included in the revaluation surplus relating to that asset are transferred to retained earnings.

(e) Leases

Leases of fixed assets, where substantially all the risks and benefits incidental to the ownership of the asset - but not the legal ownership - are transferred to the company, are classified as finance leases.

Notes to the financial statements (continued)

Note 1. Summary of significant accounting policies (continued)

(e) Leases (continued)

Finance leases are capitalised by recognising an asset and a liability at the lower of the amounts equal to the fair value of the leased property or the present value of the minimum lease payments, including any guaranteed residual values. Lease payments are allocated between the reduction of the lease liability and the lease interest expense for the period.

Leased assets are depreciated on a straight-line basis over the shorter of their estimated useful lives or the lease term.

Lease payments for operating leases, where substantially all the risks and benefits remain with the lessor, are recognised as expenses in the periods in which they are incurred.

(f) Impairment of assets

At the end of each reporting period, the company assesses whether there is any indication that an asset may be impaired. The assessment will include the consideration of external and internal sources of information. If such an indication exists, an impairment test is carried out on the asset by comparing the recoverable amount of the asset, being the higher of the asset's fair value less cost to sell and value in use, to the asset's carrying amount. Any excess of the asset's carrying amount over its recoverable amount is recognised immediately in profit or loss, unless the asset is carried at a revalued amount in accordance with another Standard. Any impairment loss of a revalued asset is treated as a revaluation decrease in accordance with that other Standard.

(g) Goods and services tax (GST)

Revenues, expenses and assets are recognised net of the amount of GST, except where the amount of GST incurred is not recoverable from the Australian Taxation Office (ATO).

Receivables and payables are stated inclusive of the amount of GST receivable or payable. The net amount of GST recoverable from, or payable to, the ATO is included with other receivables or payables in the statement of financial position.

Cash flows are presented on a gross basis. The GST components of cash flows arising from investing or financing activities which are recoverable from, or payable to, the ATO are presented as operating cash flows included in receipts from customers or payments to suppliers.

(h) Employee benefits

Short-term employee benefits

Provision is made for the company's obligation for short-term employee benefits. Short-term employee benefits are benefits (other than termination benefits) that are expected to be settled wholly before 12 months after the end of the annual reporting period in which the employees render the related service, including wages, salaries and sick leave. Short-term employee benefits are measured at the (undiscounted) amounts expected to be paid when the obligation is settled.

The company's obligation for short-term employee benefits such as wages and salaries are recognised as part of current trade and other payables in the statement of financial position. The company's obligation for employees' annual leave and long service leave entitlements are recognised as provisions in the statement of financial position.

Notes to the financial statements (continued)

Note 1. Summary of significant accounting policies (continued)

(h) Employee benefits (continued)

Other long-term employee benefits

Provision is made for employees' long service leave and annual leave entitlements not expected to be settled wholly within 12 months after the end of the annual reporting period in which the employees render the related service. Other long-term employee benefits are measured at the present value of the expected future payments to be made to employees. Expected future payments incorporate anticipated future wage and salary levels, durations of service and employee departures and are discounted at rates determined by reference to market yields at the end of the reporting period on government bonds that have maturity dates that approximate the terms of the obligations. Any remeasurement for changes in assumptions of obligations for other long-term employee benefits are recognised in profit or loss in the periods in which the changes occur.

The company's obligations for long-term employee benefits are presented as non-current provisions in its statement of financial position, except where the company does not have an unconditional right to defer settlement for at least 12 months after the end of the reporting period, in which case the obligations are presented as current provisions.

(i) Intangible assets and franchise fees

Establishment costs have been initially recorded at cost and amortised on a straight line basis at a rate of 20% per annum. The current amortisation charges for intangible assets are included under depreciation and amortisation expense per the Statement of Profit or Loss and Other Comprehensive Income.

(j) Cash and cash equivalents

Cash and cash equivalents include cash on hand, deposits available on demand with banks, other short-term highly liquid investments with original maturities of three months or less, and bank overdrafts. Bank overdrafts are reported within short-term borrowings in current liabilities in the statement of financial position.

For the purposes of the statement of cash flows, cash includes cash on hand and in banks and investments in money market instruments, net of outstanding bank overdrafts.

(k) Revenue and other income

Revenue is measured at the fair value of the consideration received or receivable after taking into account any discounts and volume rebates allowed. Revenue comprises service commissions and other income received by the company.

Interest, dividend and fee revenue is recognised when earned.

All revenue is stated net of the amount of goods and services tax (GST).

(l) Trade and other receivables

Trade and other receivables include amounts due from customers for goods sold and services performed in the ordinary course of business. Receivables expected to be collected within 12 months of the end of the reporting period are classified as current assets. All other receivables are classified as non-current assets.

Trade and other receivables are initially recognised at fair value and subsequently measured at amortised cost using the effective interest method, less any provision for impairment.

Notes to the financial statements (continued)

Note 1. Summary of significant accounting policies (continued)

(m) Trade and other payables

Trade and other payables represent the liabilities for goods and services received by the entity that remain unpaid at the end of the reporting period. The balance is recognised as a current liability with the amounts normally paid within 30 days of recognition of the liability.

(n) New and amended accounting policies adopted by the company

There are no new and amended accounting policies that have been adopted by the company this financial year.

(o) New accounting standards for application in future periods

The AASB has issued a number of new and amended Accounting Standards and Interpretations that have mandatory application dates for future reporting periods, some of which are relevant to the company.

The company has decided not to early adopt any of the new and amended pronouncements. The company's assessment of the new and amended pronouncements that are relevant to the company but applicable in the future reporting periods is set below:

(i) AASB 9 Financial Instruments and associated Amending Standards (applicable for annual reporting periods commencing on or after 1 January 2018).

This Standard will be applicable retrospectively and includes revised requirements for the classification and measurement of financial instruments, revised recognition and derecognition requirements for financial instruments and simplified requirements for hedge accounting.

The key changes that may affect the company on initial application include certain simplifications to the classification of financial assets.

Although the Directors anticipate that the adoption of AASB 9 may have an impact on the company's financial instruments, it is impractical at this stage to provide a reasonable estimate of such impact.

(ii) AASB 15: Revenue from Contracts with Customers (applicable for annual reporting periods commencing on or after 1 January 2017).

When effective, this Standard will replace the current accounting requirements applicable to revenue with a single, principles-based model. Except for a limited number of exceptions, including leases, the new revenue model in AASB 15 will apply to all contracts with customers as well as non-monetary exchanges between entities in the same line of business to facilitate sales to customers and potential customers.

"The core principle of the Standard is that an entity will recognise revenue to depict the transfer of promised goods or services to customers in an amount that reflects the consideration to which the company expects to be entitled in exchange for the goods or services. To achieve this objective, AASB 15 provides the following five-step process:

- identify the contract(s) with customers;
- identify the performance obligations in the contract(s);
- determine the transaction price;
- allocate the transaction price to the performance obligations in the contract(s); and
- recognise revenue when (or as) the performance obligations are satisfied."

This Standard will require retrospective restatement, as well as enhanced disclosure regarding revenue.

Although the Directors anticipate that the adoption of AASB 15 may have an impact on the company's financial statements, it is impracticable at this stage to provide a reasonable estimate of such impact.

Notes to the financial statements (continued)

Note 1. Summary of significant accounting policies (continued)

(p) Loans and borrowings

All loans are measured at the principal amount. Interest is recognised as an expense as it accrues.

(q) Provisions

Provisions are recognised when the company has a legal or constructive obligation, as a result of past events, for which is probable that the outflow of economic benefits will result and the outflow can be reliably measured.

Provisions are measured using the best estimate of the amounts required to settle the obligation at the end of the reporting period.

A provision for dividends is not recognised as a liability unless the dividends are declared, determined or publicly recommended on or before the reporting date.

(r) Share capital

Issued and paid up capital is recognised at the fair value of the consideration received by the company. Any transaction costs arising on the issue of ordinary shares are recognised directly in equity as a reduction of the share proceeds received.

(s) Comparative figures

When required by Accounting Standards comparative figures have been adjusted to conform to changes in presentation for the current financial year.

(t) Critical accounting estimates and judgements

The Directors evaluate estimates and judgements incorporated into the financial statements based on historical knowledge and best available current information. Estimates assume a reasonable expectation of future events and are based on current trends and economic data, obtained both externally and within the company. Estimates and judgements are reviewed on an ongoing basis. Revision to accounting estimates are recognised in the period in which the estimates are revised and in any future periods affected. The estimates and judgements that have a significant risk of causing material adjustments to the carrying values of assets and liabilities are as follows:

Estimation of useful lives of assets

The company determines the estimated useful lives and related depreciation and amortisation changes for its property, plant and equipment and intangible assets. The depreciation and amortisation charge will increase where useful lives are less than previously estimated lives.

Employee benefits provision

Assumptions are required for wage growth and CPI movements. The likelihood of employees reaching unconditional service is estimated. The timing of when employee benefit obligations are to be settled is also estimated.

Income tax

The company is subject to income tax. Significant judgement is required in determining the deferred tax asset. Deferred tax assets are recognised only when it is considered sufficient future profits will be generated. The assumptions made regarding future profits is based on the company's assessment of future cash flows.

Impairment

The company assesses impairment at the end of each reporting period by evaluating conditions and events specific to the company that may be indicative of impairment triggers. Recoverable amounts of relevant assets are reassessed using value in use calculations which incorporate various key assumptions.

Notes to the financial statements (continued)

Note 1. Summary of significant accounting policies (continued)

(u) Financial instruments

Initial recognition and measurement

Financial assets and financial liabilities are recognised when the entity becomes a party to the contractual provisions to the instrument. For financial assets, this is equivalent to the date that the company commits itself to either purchase or sell the asset (ie trade date accounting is adopted). Financial instruments are initially measured at fair value plus transaction costs, except where the instrument is classified 'at fair value through profit or loss', in which case transaction costs are expensed to the profit or loss immediately.

Classification and subsequent measurement

Financial instruments are subsequently measured at fair value, amortised cost using the effective interest method or cost.

Amortised cost is calculated as the amount at which the financial asset or financial liability is measured at initial recognition less principal repayments and any reduction for impairment, and adjusted for any cumulative amortisation of the difference between that initial amount and the maturity amount calculated using the effective interest method.

The effective interest method is used to allocate interest income or interest expense over the relevant period and is equivalent to the rate that discount estimated future cash payments or receipts over the expected life (or where this cannot be reliably predicted, the contractual term) of the financial instrument to the net carrying amount of the financial asset or financial liability. Revisions to expected future net cash flows will necessitate an adjustment to the carrying amount with a consequential recognition of an income or expense item in the profit or loss.

(i) Loans and receivables

Loans and receivables are non derivative financial assets with fixed or determinable payments that are not quoted in an active market and are subsequently measured at amortised cost. Gains or losses are recognised in profit or loss through the amortisation process and when the financial asset is derecognised.

(ii) Financial liabilities

Non derivative financial liabilities are subsequently measured at amortised cost. Gains or losses are recognised in profit or loss through the amortisation process and when the financial liability is derecognised.

Impairment

A financial asset (or group of financial assets) is deemed to be impaired if, and only if, there is objective evidence of impairment as a result of one or more events (a "loss event") having occurred, which has an impact on the estimated future cash flows of the financial asset(s).

In the case of financial assets carried at amortised cost loss events may include: indications that the debtors or a group of debtors are experiencing significant financial difficulty, default or delinquency on interest or principal payments; indications that they will enter bankruptcy or other financial reorganisation; and changes in arrears or economic conditions that correlate with defaults.

For financial assets carried at amortised cost (including loans and receivables), a separate allowance account is used to reduce the carrying amount of financial assets impaired by credit losses. After having taken all possible measures of recovery, if management establishes that the carrying amount cannot be recovered by any means, at that point the written-off amounts are charged to the allowance account or the carrying amount of impaired financial asset is reduced directly if no impairment amount was previously recognised in the allowance account.

Notes to the financial statements (continued)

Note 1. Summary of significant accounting policies (continued)

(u) Financial instruments (continued)

Impairment (continued)

When the terms of financial assets that would otherwise have been past due or impaired have been renegotiated, the company recognises the impairment for such financial assets by taking into account the original terms as if the terms have not been renegotiated so that the loss events that have occurred are duly considered.

Derecognition

Financial assets are derecognised when the contractual rights to receipt of cash flows expire or the asset is transferred to another party whereby the entity no longer has any significant continuing involvement in the risks and benefits associated with the asset. Financial liabilities are derecognised when the related obligations are discharged, cancelled or have expired. The difference between the carrying amount of the financial liability extinguished or transferred to another party and the fair value of consideration paid, including the transfer of non-cash assets or liabilities assumed, is recognised in profit or loss.

	2015 \$	2014 \$
--	------------	------------

Note 2. Revenue and other income

Revenue

- services commissions	602,751	482,460
	602,751	482,460

Other revenue

- interest received	1,653	3,577
- other revenue	-	-
	1,653	3,577

Total revenue	604,404	486,037
----------------------	----------------	----------------

Note 3. Expenses

Employee benefits expense

- wages and salaries	281,858	264,260
- superannuation costs	26,115	23,732
- other costs	11,833	1,619
	319,806	289,611

Depreciation of non-current assets:

- plant and equipment	4,886	4,753
- leasehold improvements	21,151	21,151

Notes to the financial statements (continued)

	2015 \$	2014 \$
Note 3. Expenses (continued)		
Amortisation of non-current assets:		
- intangible assets	8,261	22,000
	34,298	47,904
Finance costs:		
- Interest paid	-	-
Bad debts	393	1,273
Other expenses		
- rent	44,015	41,190
- insurance	13,503	12,696
- printing and stationery	10,195	8,109
- IT equipment Lease	14,580	15,731
- IT running costs	9,033	9,033
- IT support costs	10,573	11,567
- freight & cartage	16,306	17,633
- electricity and gas	5,545	4,747
- repairs and maintenance	2,391	612
- rates	3,957	3,931
- telephone	6,386	6,097
- marketing	1,803	2,039
- other	76,935	73,066
	215,222	206,451

Note 4. Tax expense

a. The components of tax expense/(income) comprise

- current tax expense/(income)	24,631	(11,181)
- deferred tax expense/(income) relating to the origination and reversal of temporary differences	-	-
- recoupment of prior year tax losses	-	-
- adjustments for under/(over)-provision of current income tax of previous years	-	-
	24,631	(11,181)

Notes to the financial statements (continued)

	2015 \$	2014 \$
Note 4. Tax expense (continued)		
b) The prima facie tax on profit/(loss) from ordinary activities before income tax is reconciled to the income tax expense as follows:		
Prima facie tax on profit/(loss) before income tax at 30% (2014: 30%)	10,406	(17,761)
Add tax effect of:		
- Adjustments in respect of previous year deferred tax balance	7,944	-
- Non-deductible expenses	6,281	6,580
Current income tax expense	24,631	(11,181)
Income tax attributable to the entity	24,631	(11,181)
The applicable weighted average effective tax rate is	71.01%	-18.89%

The applicable income tax rate is the Australian Federal tax rate of 30% (2014: 30%) applicable to Australian resident companies.

Note 5. Auditors' remuneration

Remuneration of the Auditor for:

- Audit or review of the financial report	4,330	4,300
- Taxation services	600	500
- Share registry services	4,512	-
	9,442	4,800

Note 6. Cash and cash equivalents

Cash and cash equivalents	75,460	110,530
	75,460	110,530

Note 7. Trade and other receivables

Current

Trade receivables	64,393	56,894
Other assets	-	-
	64,393	56,894

Notes to the financial statements (continued)

Note 7. Trade and other receivables (continued)

Credit risk

The main source of credit risk relates to a concentration of trade receivables owing by Bendigo and Adelaide Bank Limited, which is the source of the majority of the company's income.

The following table details the company's trade and other receivables exposed to credit risk (prior to collateral and other credit enhancements) with ageing analysis and impairment provided for thereon. Amounts are considered as "past due" when the debt has not been settled, within the terms and conditions agreed between the company and the customer or counterparty to the transaction. Receivables that are past due are assessed for impairment by ascertaining solvency of the debtors and are provided for where there are specific circumstances indicating that the debt may not be fully repaid to the company.

The balances of receivables that remain within initial trade terms (as detailed in the table below) are considered to be high credit quality.

	Gross amount	Past due and impaired	Past due but not impaired			Not past due
			< 30 days	31-60 days	> 60 days	
2015						
Trade receivables	64,393	-	-	-	-	64,393
Other receivables	-	-	-	-	-	-
Total	64,393	-	-	-	-	64,393
2014						
Trade receivables	56,894	-	-	-	-	56,894
Other receivables	-	-	-	-	-	-
Total	56,894	-	-	-	-	56,894

	2015 \$	2014 \$
--	------------	------------

Note 8. Property, plant and equipment

Leasehold improvements

At cost	211,515	211,515
Less accumulated depreciation	(118,093)	(96,942)
	93,422	114,573

Plant and equipment

At cost	33,305	31,968
Less accumulated depreciation	(24,869)	(19,983)
	8,436	11,985
Total written down amount	101,858	126,558

Notes to the financial statements (continued)

	2015 \$	2014 \$
Note 8. Property, plant and equipment (continued)		
Movements in carrying amounts		
Leasehold improvements		
Balance at the beginning of the reporting period	114,573	135,724
Additions	-	-
Disposals	-	-
Depreciation expense	(21,151)	(21,151)
Balance at the end of the reporting period	93,422	114,573
Plant and equipment		
Balance at the beginning of the reporting period	11,985	14,646
Additions	1,337	2,092
Disposals	-	-
Depreciation expense	(4,886)	(4,753)
Balance at the end of the reporting period	8,436	11,985

Note 9. Intangible assets

Franchise fee		
At cost	70,806	10,000
Less accumulated amortisation	(8,261)	(10,000)
	62,545	-
Preliminary expenses		
At cost	-	100,000
Less accumulated amortisation	-	(100,000)
	-	-
Total Intangible assets	62,545	-
Movements in carrying amounts		
Franchise fee		
Balance at the beginning of the reporting period	-	2,000
Additions	70,806	-
Disposals	-	-
Amortisation expense	(8,261)	(2,000)
Balance at the end of the reporting period	62,545	-

Notes to the financial statements (continued)

	2015 \$	2014 \$
Note 9. Intangible assets (continued)		
Preliminary expenses		
Balance at the beginning of the reporting period	-	22,000
Amortisation expense	-	(22,000)
Balance at the end of the reporting period	-	-

Note 10. Trade and other payables

Current

Unsecured liabilities:		
Trade creditors	1,918	5,331
Other creditors and accruals	21,276	22,925
	23,194	28,256

The average credit period on trade and other payables is one month.

Note 11. Provisions

Employee benefits	23,942	10,291
Movement in employee benefits		
Opening balance	10,291	9,389
Additional provisions recognised	34,416	22,342
Amounts utilised during the year	(20,765)	(21,440)
Closing balance	23,942	10,291
Current		
Annual leave	16,342	10,291
Long-service leave	7,600	-
	23,942	10,291
Non-current		
Long-service leave	-	-
	-	-
Total provisions	23,942	10,291

Notes to the financial statements (continued)

Note 11. Provisions (continued)

Provision for employee benefits

Provision for employee benefits represents amounts accrued for annual leave and long service leave.

The current portion for this provision includes the total amount accrued for annual leave entitlements and the amounts accrued for long service leave entitlements that have vested due to employees having completed the required period of service. Based on past experience the company does not expect the full amount of annual leave or long service leave balances classified as current liabilities to be settled within the next 12 months. However, these amounts must be classified as current liabilities since the company does not have an unconditional right to defer the settlement of these amounts in the event employees wish to use their leave entitlement.

The non-current portion for this provision includes amounts accrued for long service leave entitlements that have not yet vested in relation to those employees who have not yet completed the required period of service.

	2015 \$	2014 \$
Note 12. Tax balances		
(a) Tax assets		
Non-current		
Deferred tax asset comprises:		
- Unused tax losses	203,274	227,905
	203,274	227,905

Note 13. Share capital

1,100,010 Ordinary shares fully paid	1,100,010	1,100,010
Less: Equity raising costs	(9,732)	(9,732)
	1,090,278	1,090,278

Movements in share capital

Fully paid ordinary shares:		
At the beginning of the reporting period	1,100,010	1,100,010
Shares issued during the year	-	-
At the end of the reporting period	1,100,010	1,100,010

Ordinary shares participate in dividends and the proceeds on winding up of the company in proportion to the number of shares held. At the shareholders' meetings each shareholder is entitled to one vote when a poll is called, or on a show of hands. The company does not have authorised capital or par value in respect of its issued shares. All issued shares are fully paid. All shares rank equally with regard to the company's residual assets.

Notes to the financial statements (continued)

Note 13. Share capital (continued)

Capital management

The Board's policy is to maintain a strong capital base so as to sustain future development of the company. The Board of Directors monitor the return on capital and the level of dividends to shareholders. Capital is represented by total equity as recorded in the Statement of Financial Position.

In accordance with the franchise agreement, in any 12 month period, the funds distributed to shareholders shall not exceed the Distribution Limit.

(i) the Distribution Limit is the greater of:

(a) 20% of the profit or funds of the company otherwise available for distribution to shareholders in that 12 month period; and

(b) subject to the availability of distributable profits, the Relevant Rate of Return multiplied by the average level of share capital of the Franchisee over that 12 month period; and

(ii) the Relevant Rate of Return is equal to the weighted average interest rate on 90 day bank bills over that 12 month period plus 5%.

The Board is managing the growth of the business in line with this requirement. There are no other externally imposed capital requirements, although the nature of the company is such that amounts will be paid in the form of charitable donations and sponsorship. Charitable donations and sponsorship paid can be seen in the Statement of Profit or Loss and Comprehensive Income.

There were no changes in the company's approach to capital management during the year.

	2015 \$	2014 \$
Note 14. Accumulated losses		
Balance at the beginning of the reporting period	(606,938)	(558,917)
Profit/(loss) after income tax	10,054	(48,021)
Dividends paid	(33,000)	-
Balance at the end of the reporting period	(629,884)	(606,938)

Note 15. Statement of cash flows

Reconciliation of cash flow from operations with profit after income tax

Profit (Loss) after income tax	10,054	(48,021)
Non cash flows in profit		
- Depreciation	26,037	25,904
- Amortisation	8,261	22,000

Notes to the financial statements (continued)

	2015 \$	2014 \$
Note 15. Statement of cash flows (continued)		
Changes in assets and liabilities		
- (Increase) decrease in receivables	(7,499)	(3,089)
- (Increase) decrease in deferred tax asset	24,631	(11,181)
- Increase (decrease) in payables	(5,062)	6,047
- Increase (decrease) in provisions	13,651	902
Net cash flows from/(used in) operating activities	70,073	(7,438)

Note 16. Leases

Operating lease commitments

Non-cancellable operating leases contracted for but not capitalised in the Statement of Financial Position.

Payable - minimum lease payments

- no later than 12 months	44,545	10,250
- between 12 months and 5 years	144,773	-
- greater than 5 years	-	-
	189,318	10,250

The property lease is non-cancellable with a 5 year term, and rent payable monthly in advance. The lease has 2, 5-year extension options available.

Note 17. Related party transactions

The company's main related parties are as follows:

(a) Key management personnel

Any person(s) having authority or responsibility for planning, directing or controlling the activities of the entity, directly or indirectly including any Director (whether executive or otherwise) of that company is considered key management personnel.

(b) Other related parties

Other related parties include close family members of key management personnel and entities that are controlled or jointly controlled by those key management personnel, individually or collectively with their close family members.

(c) Transactions with key management personnel and related parties

Other than detailed below, no key management personnel or related party has entered into any contracts with the company. No Director fees have been paid as the positions are held on a voluntary basis.

During the year, the company purchased goods and services under normal terms and conditions, from related parties as follows:

Notes to the financial statements (continued)

Note 17. Related party transactions (continued)

(c) Transactions with key management personnel and related parties (continued)

The Katoomba and Upper Blue Mountains Community Enterprise Limited have not accepted the Bendigo and Adelaide Bank Limited's **Community Bank**[®] Directors Privileges package. The package is available to all Directors who can elect to avail themselves of the benefits based on their personal banking with the branch. There is no requirement to own Bendigo and Adelaide Bank Limited shares and there is no qualification period to qualify to utilise the benefits.

(d) Key management personnel shareholdings

The number of ordinary shares in Katoomba and Upper Blue Mountains Community Enterprise Limited held by each key management personnel of the company during the financial year is as follows:

	2015	2014
Robert Stock	9,001	9,001
Mark John Jarvis	46,701	43,702
Peter Newton Carroll	10,001	10,001
Jennifer Ross	501	-
Anne Catherine Elliott	4,001	4,001
Timothy Francis Goodwin	10,001	10,001
Christine Dorinda Thompson	1,001	1,001
Jane Canfield	501	501
Charles Brooke Broughton	3,001	1,001
Arnold Percy	3,001	3,001

There was no movement in key management personnel shareholdings during the year. Each share held has a paid up value of \$1 and is fully paid.

(e) Other key management transactions

There has been no other transactions involving equity instruments other than those described above.

Note 18. Events after the reporting period

There have been no events after the end of the financial year that would materially affect the financial statements.

Note 19. Contingent liabilities and contingent assets

There were no contingent liabilities or assets at the date of this report to affect the financial statements.

Notes to the financial statements (continued)

Note 20. Operating segments

The company operates in the financial services sector where it provides banking services to its clients. The company operates in one geographic area being Katoomba, NSW. The company has a franchise agreement in place with Bendigo and Adelaide Bank Limited who account for 100% of the revenue (2014: 100%).

Note 21. Company details

The registered office and principle place of business is: 117 Katoomba Street,
Katoomba NSW 2780

	2015	2014
	\$	\$

Note 22. Earnings per share

Basic earnings per share amounts are calculated by dividing profit / (loss) after income tax by the weighted average number of ordinary shares outstanding during the year.

Diluted earnings per share amounts are calculated by dividing profit / (loss) after income tax by the weighted average number of ordinary shares outstanding during the year (adjusted for the effects of any dilutive options or preference shares).

There were no options or preference shares on issue during the year.

The following reflects the income and share data used in the basic and diluted earnings per share computations:

Profit/(loss) after income tax expense	10,054	(48,021)
Weighted average number of ordinary shares for basic and diluted earnings per share	1,100,010	1,100,010

Note 23. Dividends paid or provided for on ordinary shares

An unfranked 3 cent dividend was paid on 30 October 2014.	33,000	-
--	---------------	----------

Note 24. Financial risk management

The company's financial instruments consist mainly of deposits with banks, short-term investments, account receivables and payables, bank overdraft and loans. The totals for each category of financial instruments measured in accordance with AASB 139 Financial Instruments: Recognition and Measurement as detailed in the accounting policies are as follows:

Notes to the financial statements (continued)

Note 24. Financial risk management (continued)

	Note	2015 \$	2014 \$
Financial assets			
Cash and cash equivalents	6	75,460	110,530
Trade and other receivables	7	64,393	56,894
Total financial assets		139,853	167,424
Financial liabilities			
Trade and other payables	10	23,194	28,256
Total financial liabilities		23,194	28,256

Financial risk management policies

The Board of Directors has overall responsibility for the establishment and oversight of the risk management framework.

Specific financial risk exposure and management

The main risks the company is exposed to through its financial instruments are credit risk, liquidity risk and market risk consisting of interest rate risk and other price risk. There have been no substantial changes in the types of risks the company is exposed to, how the risks arise, or the Board's objectives, policies and processes for managing or measuring the risks from the previous period.

(a) Credit risk

Exposure to credit risk relating to financial assets arises from the potential non-performance by counterparties of contract obligations that could lead to a financial loss to the company.

Credit risk is managed through maintaining procedures ensuring, to the extent possible, that clients and counterparties to transactions are of sound credit worthiness. Such monitoring is used in assessing receivables for impairment. Credit terms for normal fee income are generally 30 days from the date of invoice. For fees with longer settlements, terms are specified in the individual client contracts. In the case of loans advanced, the terms are specific to each loan.

Credit risk exposures

The maximum exposure to credit risk by class of recognised financial assets at the end of the reporting period is equivalent to the carrying amount and classification of those financial assets as presented in the statement of financial position.

The company has no significant concentrations of credit risk with Bendigo and Adelaide Bank Limited. The company's exposure to credit risk is limited to Australia by geographic area.

None of the assets of the company are past due (2014: nil past due) and based on historic default rates, the company believes that no impairment allowance is necessary in respect of assets not past due.

The company limits its exposure to credit risk by only investing in liquid securities with Bendigo and Adelaide Bank Limited and therefore credit risk is considered minimal.

Notes to the financial statements (continued)

Note 24. Financial risk management (continued)

(a) Credit risk (continued)

	2015 \$	2014 \$
Cash and cash equivalents:		
A rated	75,460	110,530

(b) Liquidity risk

Liquidity risk is the risk that the company will not be able to meet its financial obligations as they fall due. The company ensures it will have enough liquidity to meet its liabilities when due under both normal and stressed conditions. Liquidity management is carried out within the guidelines set by the Board.

Typically, the company maintains sufficient cash on hand to meet expected operational expenses, including the servicing of financial obligations. This excludes the potential impact of extreme circumstances that cannot reasonably be predicted, such as natural disasters.

The table below reflects an undiscounted contractual maturity analysis for financial liabilities.

Cash flows realised from financial assets reflect management's expectation as to the timing of realisation. Actual timing may therefore differ from that disclosed. The timing of cash flows presented in the table to settle financial liabilities reflects the earliest contractual settlement dates and does not reflect management's expectations that banking facilities will be rolled forward.

Financial liability and financial asset maturity analysis:

30 June 2015	Note	Total \$	Within 1 year \$	1 to 5 years \$	Over 5 years \$
Financial liabilities due for payment					
Trade and other payables	10	23,194	23,194	-	-
Total expected outflows		23,194	23,194	-	-
Financial assets - cash flows realisable					
Cash & cash equivalents	6	75,460	75,460	-	-
Trade and other receivables	7	64,393	64,393	-	-
Total anticipated inflows		139,853	139,853	-	-
Net (outflow)inflow on financial instruments		116,659	(116,659)	-	-

Notes to the financial statements (continued)

Note 24. Financial risk management (continued)

(b) Liquidity risk (continued)

30 June 2014	Note	Total \$	Within 1 year \$	1 to 5 years \$	Over 5 years \$
Financial liabilities due for payment					
Trade and other payables	10	28,256	28,256	-	-
Total expected outflows		28,256	28,256	-	-
Financial assets - cash flows realisable					
Cash & cash equivalents	6	110,530	110,530	-	-
Trade and other receivables	7	56,894	56,894	-	-
Total anticipated inflows		167,424	167,424	-	-
Net (outflow)/inflow on financial instruments		139,168	139,168	-	-

(c) Market risk

Market risk is the risk that changes in market prices, such as interest rates, will affect the company's income or the value of its holdings of financial instruments. The objective of market risk management is to manage and control market risk exposures within acceptable parameters.

Exposure to interest rate risk arises on financial assets and financial liabilities recognised at the end of the reporting period whereby a future change in interest rates will affect future cash flows or the fair value of fixed rate financial instruments.

Sensitivity analysis

The following table illustrates sensitivities to the company's exposures to changes in interest rates and equity prices. The table indicates the impact on how profit and equity values reported at the end of the reporting period would have been affected by changes in the relevant risk variable that management considers to be reasonably possible.

These sensitivities assume that the movement in a particular variable is independent of other variables.

	Profit \$	Equity \$
Year ended 30 June 2015		
+/- 1% in interest rates (interest income)	755	755
	755	755
Year ended 30 June 2014		
+/- 1% in interest rates (interest income)	1,105	1,105
	1,105	1,105

Notes to the financial statements (continued)

Note 24. Financial risk management (continued)

(c) Market risk (continued)

Sensitivity analysis (continued)

There have been no changes in any of the methods or assumptions used to prepare the above sensitivity analysis from the prior year.

The company has no exposure to fluctuations in foreign currency.

(d) Price risk

The company is not exposed to any material price risk.

Fair values

- Fair value estimation

The fair values of financial assets and liabilities are presented in the following table and can be compared to their carrying amounts as presented in the statement of financial position.

Differences between fair values and the carrying amounts of financial instruments with fixed interest rates are due to the change in discount rates being applied to the market since their initial recognition by the company.

	Note	2015		2014	
		Carrying amount \$	Fair value \$	Carrying amount \$	Fair value \$
Financial assets					
Cash and cash equivalents (i)	6	75,460	75,460	110,530	110,530
Trade and other receivables (i)	7	64,393	64,393	56,894	56,894
Total financial assets		139,853	139,853	167,424	167,424
Financial liabilities					
Trade and other payables (i)	10	23,194	23,194	28,256	28,256
Total financial liabilities		23,194	23,194	28,256	28,256

- (i) Cash and cash equivalents, trade and other receivables, and trade and other payables are short-term instruments in nature whose carrying amounts are equivalent to their fair values.

Directors' declaration

In accordance with a resolution of the Directors of Katoomba and Upper Blue Mountains Community Enterprise Limited, the Directors of the company declare that:

- 1 The financial statements and notes, as set out on pages 10 to 36 are in accordance with the Corporations Act 2001 and:
 - (i) comply with Australian Accounting Standards which, as stated in accounting policy Note 1(a) to the financial statements, constitutes compliance with International Financial Reporting Standards (IFRS); and
 - (ii) give a true and fair view of the company's financial position as at 30 June 2015 and of the performance for the year ended on that date;
- 2 In the Directors' opinion there are reasonable grounds to believe that the company will be able to pay its debts as and when they become due and payable.

This resolution is made in accordance with a resolution of the Board of Directors.



Brooke Broughton
Director

Signed at Katoomba on 24 September 2015.

Independent audit report



**Richmond
Sinnott &
Delahunty**

Chartered Accountants

Level 2, 10-16 Forest Street
Bendigo, VICTORIA
PO Box 30, Bendigo VICTORIA 3552

Ph: (03) 5445 4200
Fax: (03) 5444 4344
rsd@rsdadvisors.com.au
www.rsdadvisors.com.au

**INDEPENDENT AUDITOR'S REPORT
TO THE MEMBERS OF KATOOMBA & UPPER BLUE MOUNTAINS
COMMUNITY ENTERPRISE LIMITED**

Report on the Financial Report

We have audited the accompanying financial report of Katoomba & Upper Blue Mountains Community Enterprise Limited, which comprises the statement of financial position as at 30 June 2015, the statement of profit or loss and other comprehensive income, the statement of changes in equity and the statement of cash flows for the year then ended, notes comprising a summary of significant accounting policies and other explanatory information and the directors' declaration of the entity comprising the company and the entities it controlled at the year's end.

Directors' Responsibility for the Financial Report

The directors of the company are responsible for the preparation of the financial report that gives a true and fair view in accordance with Australian Accounting Standards and the Corporations Act 2001 and for such internal control as the directors determine is necessary to enable the preparation of the financial report that gives a true and fair view and is free from material misstatement, whether due to fraud or error. In Note 1, the directors also state, in accordance with Accounting Standard AASB 101: Presentation of Financial Statements, that the financial statements comply with International Financial Reporting Standards (IFRS).

Auditor's Responsibility

Our responsibility is to express an opinion on the financial report based on our audit. We conducted our audit in accordance with Australian Auditing Standards. Those standards require that we comply with relevant ethical requirements relating to audit engagements and plan and perform the audit to obtain reasonable assurance about whether the financial report is free from material misstatement.

An audit involves performing procedures to obtain audit evidence about the amounts and disclosures in the financial report. The procedures selected depend on the auditor's judgement, including the assessment of the risks of material misstatement of the financial report, whether due to fraud or error. In making those risk assessments, the auditor considers internal control relevant to the company's preparation of the financial report in order to design audit procedures that are appropriate in the circumstances, but not for the purpose of expressing an opinion on the effectiveness of the company's internal control. An audit also includes evaluating the appropriateness of accounting policies used and the reasonableness of accounting estimates made by the directors, as well as evaluating the overall presentation of the financial report.

Independent audit report (continued)

We believe that the audit evidence we have obtained is sufficient and appropriate to provide a basis for our audit opinion.

Independence


In conducting our audit, we have complied with the independence requirements of the Corporations Act 2001. We confirm that the independence declaration required by the Corporations Act 2001, which has been given to the directors of Katoomba & Upper Blue Mountains Community Enterprise Limited, would be in the same terms if provided to the directors as at the time of this auditor's report.

Auditor's Opinion

In our opinion:

- (a) the financial report of Katoomba & Upper Blue Mountains Community Enterprise Limited is in accordance with the Corporations Act 2001, including:
 - (i) giving a true and fair view of the entity's financial position as at 30 June 2015 and of its performance for the year ended on that date; and
 - (ii) complying with Australian Accounting Standards (including Australian Accounting Interpretations) and the Corporations Regulations 2001; and
- (b) the financial report also complies with the International Financial Reporting Standards as disclosed in Note 1.

RICHMOND SINNOTT & DELAHUNTY
Chartered Accountants


P. P. Delahunty
Partner

Dated at Bendigo, 24 September 2015

Katoomba & Upper Blue Mountains

Community Bank[®] Branch

117 Katoomba Street, Katoomba NSW 2780

Phone: (02) 4782 1144 Fax: (02) 4782 3033

Franchisee: Katoomba & Upper Blue Mountains

Community Enterprise Limited

117 Katoomba Street, Katoomba NSW 2780

Phone: (02) 4782 1144 Fax: (02) 4782 3033

ABN: 55 134 947 201

www.bendigobank.com.au/katoomba

(BMPAR15139) (10/15)



bendigobank.com.au